



Board of Supervisors

LSU BOARD OF SUPERVISORS COMMITTEES MEETING

*University Administration Building Board Room
3810 W Lakeshore Drive, Baton Rouge, LA 70808
Wednesday, March 20, 2019 | 9:00 AM CT*

PUBLIC COMMENT Public Comments may be made only (1) when they relate to a matter on the agenda and (2) when individuals desiring to make public comments have registered at least one hour prior to the meeting. For additional information see: <http://www.lsu.edu/bos/public-comments.php>

A. Academic & Research Committee

1. Request from LSU A&M for Full Approval of the Center for Analytics and Research in Transportation Safety
2. Request from LSU Alexandria to Establish the Bachelor of Science in Accounting
3. CONSENT AGENDA
 - i. Request from LSU A&M for a Letter of Intent for a BFA in Film and TV
 - ii. Request from LSU A&M to Change the Name of the Public Administration Institute
 - iii. Request from LSU Shreveport for Continued Approval of the Institute for Nonprofit Administration & Research
 - iv. Request from LSU A&M to Name Eight Areas within the Alex Box Stadium and Tiger Stadium
 - v. Request from LSU Health Sciences - New Orleans to Approve the Establishment of 3 Endowed Professorships
 - vi. Request from LSU A&M to Approve the Establishment of 2 Endowed Professorships
 - vii. Request from LSU Shreveport to Augment 2 Endowed Professorships
 - viii. Request from LSUHSC- Shreveport to Approve the Establishment of the O'Callaghan Family Endowed Professorship

B. Finance Committee

1. Presentation on Alternative Revenue Generation Opportunities
2. Request from LSU A&M to Employ a New Methodology for Setting the Institutional Scholarship Budget and Awarding Strategy
3. Request from LSU Health Sciences Center New Orleans to Authorize Limited Tuition Waivers in Relation to the Tuition Caps Erroneously Applied in Academic Years 2015-2016 Through 2017-2018
4. Request from LSU Eunice to Approve a Flat-Rate Charge for Dual Enrollment Tuition

C. Property & Facilities Committee

1. Overview of Public-Private Partnerships
2. Request from LSU Health Sciences Center - New Orleans to Approve Execution of Cooperative Endeavor Agreement and Related Documents for Lease and Operation of Hainkel Home and Certificate of Need to Louisiana Children's Medical Center

3. Request from LSU Health Sciences Center-New Orleans to Authorize the President to Determine an Acceptable University Purpose for the Purchase of Immovable Property by the LSU Healthcare Network in La Place
4. Request from LSU Health Sciences Center - New Orleans to Revise Prior Approval of a Joint Agreement to Develop Residential Housing with Provident Group-HSC Properties, Inc. and LSU Health Foundation-New Orleans

D. Athletic Committee

1. Request from LSU A&M to Approve Employment Contract with Edward J. Orgeron, Jr., Head Football Coach

LSU

Board of Supervisors

LSU BOARD OF SUPERVISORS COMMITTEES MEETING

*University Administration Building Board Room
3810 W Lakeshore Drive, Baton Rouge, LA 70808
Wednesday, March 20, 2019 | 1:00 PM CT*

The Audit Committee may enter into Executive Session in accordance with the provisions of LA R.S. 42:17 (A)(4).

- A. Presentation of 2nd Quarter Audit Summary
- B. Review of Internal Audit Charter
- C. Status of Current Projects



Request from LSU A&M for Full Approval of the Center for Analytics and Research in Transportation Safety

To: Members of the Board of Supervisors

Date: March 15, 2019

1. Significant Board Matter

Pursuant to Article VII, Section 1, Paragraph A of the Bylaws of the Louisiana State University Board of Supervisors, this matter is a significant board matter.

- A. Any matter having a significant or long term impact, directly or indirectly, on the finances or the academic, educational, research, and service missions of the University or any of its campuses.

2. Summary of Matter

LSU A&M is requesting full, five-year approval of the Center for Analytics and Research in Transportation Safety (CARTS). The center, in its current status, is known as the Highway Safety Research Group (HSRG) and has been in existence at LSU A&M since 2002. The center partners with the Louisiana State Police (LSP) and the Louisiana Highway Safety Commission (LHSC) to collect, maintain, store, analyze, and distribute crash-related data. LSU A&M would like to elevate this prominent research center's status to a Board of Regents' certified-center due to its almost twenty years of exemplary service and ability to attract external research funding. As a Board of Regents Center, CARTS will be able to grow to become a national leader in highway safety analytics, a central repository of highway safety research, and a hub for nationally funded research opportunities in the southern region.

The HSRG's main objective is to use analytics to conduct research into highway safety with the goal of reducing the number of fatal and severe crashes on Louisiana roads and highways. The research is used by decision makers at LA DOTD, LSP, LHSC, and legislators to set policies, create projects, pass laws, and develop programs to improve the safety of the state's roadways. Currently, the HSRG has 18 staff members and supports 14 graduate students and 20 undergraduate students conducting highway safety research. These individuals provide support to agencies and use analytics to build dashboards to enable stakeholders to make better decisions regarding highway safety.

The partnership among HSRG, LA DOTD, LSP and LHSC traces back to 1995, when Dr. Helmut Schneider began working with the LHSC to analyze the state's crash data. In 1999, Schneider was asked to take over data entry of paper crash reports to reduce backlog in data entry. To better address data timeliness, completeness, and accuracy, Schneider expanded the project with the initial goal of creating a database and developing a graphical user interface to manually enter crash data from crash reports. As the processing of crash data expanded, the HSRG was formed in 2002 to collect, enter, and store the state's crash data, provide analysis of the crashes, and conduct a problem identification. As work between the HSRG and LA DOTD

expanded, the necessity to move crash reporting from paper to electronic reporting became evident to address data timeliness, completeness, and accuracy. In response, HSRG developed the LACRASH software, an electronic crash report for police agencies in December of 2004. Working with the LA DOTD, CARTS will acquire additional funding through a five-year grant beginning in October 2018. The new center will be the central point of data collection for all highway safety related data for Louisiana. Working through the Louisiana Traffic Records Coordinating Committee (LATRCC) and with other state and local agencies, CARTS will work to collect data from multiple traffic records systems and integrate the data into a crash data warehouse. Efforts will also be made to facilitate integration of LA DOTD's crash database with other systems to develop a state of the art highway safety data warehouse. CARTS will build the IT infrastructure to assure a reliable system to collect and disseminate information. The dependency on technology will continue to grow with the trend of integrating with other entities throughout the state of Louisiana. Implementing a responsive and dynamic infrastructure that can meet current and future needs is important for the state to reach its highway safety goals. The Center will further develop websites used to analyze, summarize, and disseminate information. This will allow researchers to access data sources for highway safety studies at a single point of entry. In addition, center-affiliated faculty and graduate students will facilitate highway safety research studies sponsored by state and national agencies.

The importance of the proposed unit is manifest in the fact that over 700 people die and over 70,000 people are injured each year in Louisiana as a consequence of car crashes. Nationwide, fatalities in 2016 rose by 5.6 percent to 37,461, according the National Highway Traffic Safety Administration and an estimated 1.25 million die each year in traffic crashes in the world according to the World Health Organization. Reducing the number and severity of crashes is therefore an important part of LSU's overall strategy for improving the health of Louisiana citizens.

The HSRG has built a strong relationship with its stakeholders, LA DOTD, LHSC, regional safety coalitions, and the Louisiana State Legislature, to name a few. These relationships are mutually beneficial and established the HSRG as a go-to resource for data analytics, research, and analysis. It also has a history of external research funding that has increased over the years from \$40,000 in 1994 to about \$3 million in 2017. By offering and continuing to grow these services, CARTS will remain an essential resource to its stakeholders and to the state.

3. Review of Business Plan

CARTS will continue to reside under the E.J. Ourso College of Business, under the supervision of the Associate Dean of Research and Graduate Programs. All administrative structure and functions will remain the same.

From 2002 through 2007, the HSRG received a yearly grant from the LA DOTD and several grants from LSP. From 2008 and 2010, the grant was awarded for two years at a time. Beginning in 2010, HSRG received a three-year grant from LA DOTD. A three-year term was awarded in both 2013 and 2016. Total cumulative highway safety grants awarded over the past 20 years is approximately \$35 million. Presently, the HSRG is applying for a five-year contract with the LA DOTD beginning October 2018. Under the five-year contract, the Center will receive \$3.5

million annually. Along with several other contracts in place, the yearly budget will exceed \$4 million.

The HSRG is located at 179 South Quad Drive and occupies nearly 70 percent of the Campus Federal Credit Union (CFCU) building. In 2002, when the HSRG was formed, they obtained a lease from the CFCU to house their employee and equipment. Through the years, the HSRG kept expanding and acquired more space with the CFCU building. In 2018, the HSRG has 16 staff members, 20 undergraduate student workers and 14 graduate assistants. Within the CFCU building, the HSRG also has two conference spaces and a server room. The space will remain the same but under a new title, the Center for Analytics and Research in Transportation Safety.

4. Review of Documents Related to Referenced Matter

A full Board of Regents Form B: Request for Full Approval of a Conditionally Approved Research Unit and budget form are on file with the LSU Office of Academic Affairs.

5. Certification of Compliance with Article III, Section 7 of the Bylaws of Louisiana State University Board of Supervisors

Appropriate certification has been provided by the campus, and this executive report includes all applicable information required by the Bylaws.

RESOLUTION

NOW, THEREFORE, BE IT RESOLVED that the Board of Supervisors does hereby approve the request from LSU A&M for full authorization of the Center for Analytics and Research in Transportation Safety, subject to approval by the Louisiana Board of Regents.



Request from LSU Alexandria to Establish the Bachelor of Science in Accounting

To: Members of the Board of Supervisors

Date: March 15, 2019

1. Significant Board Matter

Pursuant to Article VII, Section 1, Paragraph A of the Bylaws of the Louisiana State University Board of Supervisors, this matter is a significant board matter.

- A. Any matter having a significant or long term impact, directly or indirectly, on the finances or the academic, educational, research, and service missions of the University or any of its campuses.

2. Summary of Matter

Description and Need

LSU Alexandria is requesting approval to establish a Bachelor of Science in Accounting (BACC). The Letter of Intent was approved by the Board of Regents on May 23, 2018. The Board of Regents required the program proposal to be submitted when the institution achieves initial accreditation by the Accreditation Council for Business Schools & Program (ACBSP). The Department of Business Administration at LSU Alexandria is set to achieve initial accreditation by June 2019, with site visits from ACBSP scheduled in February. Moreover, once ACBSP accreditation is achieved, the Department will pursue additional accreditation by the Association to Advance Collegiate Schools of Business (AACSB), with anticipated approval by June 2022.

The proposed BS in Accounting is designed to equip students with the knowledge and competencies necessary for managing a company or an organization's financial information and tax documents. The 120-hour curriculum has been designed to ensure that graduates will have completed the accounting, business, and business law courses required of candidates for the Louisiana CPA exam. In addition to the general education core and free electives, students are required to complete a 30-hour business core that ensures a broad base of knowledge in key business subjects (i.e. accounting, business economics, finance, management information systems, management, and marketing), plus 39 hours of upper-level accounting and business law courses. Courses in the program will be offered face-to-face, 100% online, and hybrid formats. Students will be prepared for entry into public accounting, industry, or governmental/non-profit employment in Central Louisiana and beyond.

LSU Alexandria currently offers a Bachelor of Science in Business Administration with 63 students enrolled in the existing concentration in accounting. The existing concentration is the most popular in the degree program, and current and prospective students along with several

regional employers have urged the institution to establish a separate BS program in accounting to allow more rigor in the program, better preparation for the workforce, and CPA exam eligibility.

Although there are several accounting programs offered throughout Louisiana, none are offered in Central Louisiana. The nearest university that offers such a degree is Northwestern State University, which is 63 miles from LSUA. A majority of LSUA students come from surrounding Rapides and Avoyelles parishes. Both of these parishes have lower than average baccalaureate attainment rates for individuals over 25, and median household income is lower than the median for the entire state. Additionally, a majority of students enrolled at LSUA rely on Pell grants or some other form of aid, and many work full-or part-time. Accountants and auditors are five-star occupations according to the LA Workforce Commission with a median annual wage of \$57,980; however, Region 6 (Central Louisiana) has a relatively low quotient for this occupation as opposed to surrounding areas. The ability of Central Louisiana students to earn an accounting degree in their region will have a significant economic impact on the region.

Although NSU offers an online accounting program, the fact that 63 students are currently enrolled shows the desire for students to attend LSUA. LSUA continues to provide low cost educational access to the local community; the lowest among all four-year universities within the state. LSUA also offers a more personal teaching environment with small classes and low student/faculty ratios, providing many first-generation students the extra attention they need to succeed.

Students

The BACC program would not only attract current LSU-A business administration students, but other prospective students in the region who might otherwise leave the area to earn the degree elsewhere. A recent study of over 90 students in the accounting concentration indicated significant interest in the conversion of the existing curriculum to a stand-alone degree program. Many indicated that it would help with future job opportunities and better prepare them for the CPA exam.

Over the last two academic years, 24 students have graduated with the Bachelor of Science in Business Administration/Accounting concentration. Fifteen students are slated to graduate this academic year. Enrollment has also increased in the past two years by 50%. Based on enrollment, interest, and graduation numbers from our current program, projected enrollment is 65 enrolled with 15 graduates in the first year, growing to 85 majors with 23 graduates in the fifth year.

3. Review of Business Plan

The proposed BACC program will be administered by the Department of Business Administration, the home of the existing accounting program. The main additional cost required by the proposed program will be the hiring of a new full-time faculty member for Year Three of the program's existence. The estimated cost, including benefits, of the faculty addition for a single academic year is \$100,000. It is anticipated that the new enrollment generated by the addition of the proposed program will cover this cost. As program enrollment grows, additional

faculty members will be added to meet staffing requirements. It is not anticipated that the proposed program will result in any significant reallocation of departmental funds.

4. Review of Documents Related to Referenced Matter

The following documents are on file with the LSU Office of Academic Affairs:

1. Board of Regents Program Proposal and budget forms
2. Accreditation timeline and budget
3. Letters of support from regional community colleges and businesses
4. Accounting Student Survey

5. Certification of Compliance with Article III, Section 7 of the Bylaws of Louisiana State University Board of Supervisors

Appropriate certification has been provided by the campus, and this executive report includes all applicable information required by the Bylaws.

RESOLUTION

NOW, THEREFORE, BE IT RESOLVED that the Board of Supervisors does hereby approve the request to establish a Bachelor of Science in Accounting at LSU Alexandria, subject to approval by the Louisiana Board of Regents.



Request from LSU A&M for a Letter of Intent for a BFA in Film and TV

To: Members of the Board of Supervisors

Date: March 15, 2019

1. Significant Board Matter

Pursuant to Article VII, Section 1, Paragraph A of the Bylaws of the Louisiana State University Board of Supervisors, this matter is a significant board matter.

- A. Any matter having a significant or long term impact, directly or indirectly, on the finances or the academic, educational, research, and service missions of the University or any of its campuses.

2. Summary of Matter

Description and Need

LSU A&M is seeking approval of a Letter of Intent for a Bachelor of Fine Arts (BFA) program in Film and TV. The proposed BFA has a two-fold goal: 1) to provide a professional degree option to students at LSU who wish to pursue work in the film, television, and new media industries; and 2) to capitalize on the continued evolution of the film industry in Louisiana by addressing the need for trained filmmakers. The School of Theatre in the College of Music and Dramatic Arts has been offering a practically-oriented Film and Television concentration within the Bachelor of Arts in Theatre since 2013 with high enrollment. This proposed degree recognizes the important historical evolution of digital storytelling from the Theatre tradition. The proposed degree will complement the BA in Screen Arts offered in the College of Humanities and Social Sciences, which offers a broad study of theory and history of film and television, by providing a technical, professional-oriented program intent on producing highly employable directors, producers, editors, etc. In addition to serving a contingent of students who are expressly interested in the filmmaking process, the program significantly enhances the experience and training of Theatre majors who also seek to work across mediums. With the addition of this program, LSU will have comprehensive offerings in film and digital media providing Louisiana students with additional options for film and digital media education.

The School of Theatre has extensive experience providing high-impact, co-curricular opportunities for students through the professional arm of the School, Swine Palace, which produces eight to ten productions a year and marketed to the general public. Everything is done by the students with the help and support of faculty and staff for these productions, including scenery, costumes, lighting, sound, and marketing, providing a thorough example of a professional environment. Aside from Swine Palace, the School of Theatre is involved in many film festivals and also provides opportunities for internships and co-ops with outside industry. Several of the current students of the Film and TV concentration and alumni participate actively in the film community locally, regionally, and nationally.

The proposed program is being created in an effort to ensure that there are sufficient individuals trained in the filmmaking process to satisfy the needs of the Louisiana film and digital media industry, while providing the type of training that will allow Louisiana students the opportunity to receive comprehensive film training without leaving the State.

Since its inception in 2002, the Louisiana tax incentive package, Chamber (BRAC), Greater New Orleans Inc. (GNO) and Louisiana Economic Development (LED) have led major efforts to attract film and television production to the state. According to an economic impact study prepared for the Office of Entertainment Industry Development and the Louisiana Department of Economic Development, the film industry alone accounted for over \$893 million in certified spending in the state and supported over 14,000 jobs in calendar year 2016. The same report also estimated the average annual wage of all jobs supported by film production activities in Louisiana (\$63,590) were higher than average salaries in the state (\$41,260). The Louisiana Entertainment website states that more than 400 motion pictures as well as numerous documentaries have been hosted in Louisiana in the past decade. Baton Rouge is a hub for such filming with over 100 productions filmed in the city during the same time. Since 2002, the state's skilled crew base has grown by more than 400 percent. These productions have created a surplus of occupational opportunities for our graduates.

In 2015, the Louisiana Legislature made changes to the film tax credit program that caused a material downturn in the industry in Louisiana. However, in 2017, the Louisiana Legislature, with Governor John Bel Edwards' backing, passed several revisions to the Motion Picture Production Tax Credit Program, granting up to forty percent tax credit to eligible in-state expenditures, as well as providing extra incentives to encourage entertainment companies to locate to Louisiana long-term and for independent Louisiana filmmakers. Motion picture productions are now pouring back into Louisiana with more than a dozen film and TV productions filmed in the past year and ten major motion pictures set for filming in 2019.

According to the Bureau of Labor Statistics, total employment in the U.S. motion picture and sound recording industries has risen steadily from 336,000 in 2014 to 434,000 in 2019. With no indication that job growth will slow. With the rise in production in the State, there will continue to be a demand for trained filmmakers. To ensure Louisiana's continued competitiveness in attracting film and television production, we will need to rely on having a base of highly trained employees to fulfill a variety of positions in the industry.

Students

A review of professional film programs offered at public institutions in the Southeast showed nine programs offered: Florida State, Georgia State, Miami Dade College, Sam Houston State, Texas State, University of Central Arkansas, University of Central Florida, University of Georgia, and the University of Houston. None were offered in Louisiana. With Louisiana being one of the top destinations in the world for motion picture production, it is important for our local and state economy to provide Louisiana skilled workers instead of outsourcing from the abovementioned colleges.

Interest in the various film and television offerings at LSU has been substantial. Before the BA in Screen Arts was implemented, enrollment in the Film and Media Arts concentration in the

Liberal Arts program totaled 79, with 46 minors from other programs. In its first year of implementation, the BA in Screen Arts currently enrolls 23 students.

Within the College of Music and Dramatic Arts, the School of Theatre has offered the BA in Theatre with a concentration in film and television since 2013. Current enrollment is 55 students and varies between 44 and 60 each year. From these numbers, it is clear that there is substantial interest in the program.

3. Review of Business Plan

The proposed BFA program will be administered by the School of Theatre in the College of Music and Dramatic Arts. It will be cost neutral without any additional investment from the State or the institution as THTR faculty are already teaching, supervising, and supporting the BA in Theatre - Film and TV.

4. Review of Documents Related to Referenced Matter

A complete Board of Regents Letter of Intent to Develop a New Academic Program form and budget are on file with the LSU Office of Academic Affairs.

5. Certification of Compliance with Article III, Section 7 of the Bylaws of Louisiana State University Board of Supervisors

Appropriate certification has been provided by the campus, and this executive report includes all applicable information required by the Bylaws.

RESOLUTION

NOW, THEREFORE, BE IT RESOLVED that the Board of Supervisors does hereby approve the Letter of Intent to develop a proposal for a Bachelor of Fine Arts in Film and TV at LSU A&M, subject to approval by the Louisiana Board of Regents.



Request from LSU A&M to Change the Name of the Public Administration Institute to the Department of Public Administration

To: Members of the Board of Supervisors

Date: March 15, 2019

1. Significant Board Matter

Pursuant to Article VII, Section 1, Paragraph A of the Bylaws of the Louisiana State University Board of Supervisors, this matter is a significant board matter.

- A. Any matter having a significant or long term impact, directly or indirectly, on the finances or the academic, educational, research, and service missions of the University or any of its campuses.

2. Summary of Matter

LSU A&M requests to change the name of the Public Administration Institute (PAI) to the Department of Public Administration to better reflect its current mission and operating structure.

The Public Administration Institute was created in 1984 to house the Master of Public Administration (MPA) degree program and to serve as an independent, tenure-granting unit for faculty teaching in the interdepartmental program.

At present, the Institute continues to house the MPA and maintains a total of six faculty lines, two administrative staff, one full-time research associate, and multiple graduate research assistants, specifically in the public administration discipline.

Owing to this current structure and to naming conventions in the field of public administration, the Institute requests this name change. The current title serves as a hindrance in recruiting both faculty and students since most Institutes in the field house applied research operations and are not home to academic programs.

The PAI faculty, administration, and advisory board support this name change as it would put the program in line with peer programs and allow for more effective branding.

3. Review of Documents Related to Referenced Matter

A formal memo from the director of the Public Administration Institute and dean of the College of Business is on file with the Office of Academic Affairs.

4. Certification of Compliance with Article III, Section 7 of the Bylaws of Louisiana State University Board of Supervisors

Appropriate certification has been provided by the campus, and this executive report includes all applicable information required by the Bylaws.

RESOLUTION

NOW, THEREFORE, BE IT RESOLVED that the Board of Supervisors does hereby approve the request from LSU A&M's Public Administration Institute to change its name to the Department of Public Administration.



**Request from LSU Shreveport for Continued Approval of the Institute
for Nonprofit Administration and Research (INAR)**

To: Members of the Board of Supervisors

Date: March 15, 2019

1. Significant Board Matter

Pursuant to Article VII, Section 1, Paragraph A of the Bylaws of the Louisiana State University Board of Supervisors, this matter is a significant board matter.

- A. Any matter having a significant or long term impact, directly or indirectly, on the finances or the academic, educational, research, and service missions of the University or any of its campuses.

2. Summary of Matter

The Institute for Nonprofit Administration and Research (INAR) at LSU Shreveport was granted initial approval by the Board of Regents in September 2002 and continued approval in 2009 and 2014. LSUS is requesting continued approval of the INAR for an additional five years.

INAR's mission is to provide nonprofit administration courses and advanced learning opportunities to the students of LSUS. In addition to this primary purpose, the Institute also advocates interdisciplinary research and support of nonprofit initiatives throughout the Northwest Louisiana community. The Institute is integral in providing students with hands-on learning through the support of university-community partnerships, further developing professional experience and preparation for nonprofit careers.

The Institute houses several academic programs that include the noncredit Certificate in Nonprofit Administration, for-credit Minor in Nonprofit Administration, and Masters of Science in Nonprofit Administration. Through partnership with the Nonprofit Leadership Alliance (NLA), students completing their Minor in Nonprofit Administration and Masters in Nonprofit Administration are eligible to receive a nationally recognized Certificate in Nonprofit Management and Leadership, including use of the exclusive credential Certified Nonprofit Professional (CNP). INAR plays a pivotal role at LSUS by offering the only nonprofit programs in the state of Louisiana and within a 400 mile radius.

In addition to academic programs, INAR offers a range of professional services to nonprofit organizations, government entities, and businesses. INAR specializes in program evaluations, focus groups, program planning, satisfaction surveys, and employment entrance and promotional exams. The results of these projects are threefold; 1) serving the client with valuable data and information for improving their organizations; 2) financial support and professional development for university faculty and staff; and 3) hands-on learning opportunities for students who assist in the development and administration of each project. Students are able to connect with and

establish lifelong connections with professionals in the community. Major research activities include the Hospital and Home Health – Consumer Assessment of Healthcare Providers & Systems (CAHPS) Survey, the Louisiana State Troopers Association Survey, and the Louisiana State Police Commission Exams. The Institute has been involved in numerous research opportunities and has established a niche in program evaluations and healthcare quality assessments. Dr. Helen Wise, has been under contract with INAR since its inception and has been paramount in cultivating an exemplary reputation in the community for the research of INAR.

3. Review of Business Plan

INAR resides in the College of Arts & Sciences at LSU. The Institute employs an Executive Director (Stacey Hargis), a Research Director (Helen Wise), a Project Manager (Rachel Taylor), and a Professional in Residence (Eva Johnson). Also employed by INAR are 7 adjuncts, 6 student workers, and 3 graduate assistants. INAR is continuing to search for a new Executive Director to manage INAR, at which time Stacey Hargis will step down from her current position as Executive Director of INAR to become the Director of Operations.

The budget for the next five years includes general funds use, the continuation of current budgetary relationships with research/industry partners, grant funding, and tuition from non-credit continuing education courses. Anticipated revenue for the next five years is projected to cover the anticipated expenditures.

4. Review of Documents Related to Referenced Matter

A complete Board of Regents Request Form C: Request for Continued Approval of an Existing Research Unit and budget are on file with the LSU Office of Academic Affairs

5. Certification of Compliance with Article III, Section 7 of the Bylaws of Louisiana State University Board of Supervisors

Appropriate certification has been provided by the campus, and this executive report includes all applicable information required by the Bylaws.

RESOLUTION

NOW, THEREFORE, BE IT RESOLVED that the Board of Supervisors does hereby approve the Request for Continued Approval of the Institute for Nonprofit Administration and Research from LSU Shreveport, subject to approval by the Louisiana Board of Regents.



Request from LSU A&M to Name Eleven Areas within Alex Box Stadium and Tiger Stadium

To: Members of the Board of Supervisors

Date: March 15, 2019

1. Significant Board Matter

Pursuant to Article VII, Section 1, Paragraph A of the Bylaws of the Louisiana State University Board of Supervisors, this matter is a significant board matter.

- A. Any matter having a significant or long term impact, directly or indirectly, on the finances or the academic, educational, research, and service missions of the University or any of its campuses.

2. Summary of Matter

LSU A&M is requesting approval to name the following areas within Alex Box Stadium and Tiger Stadium:

1) Marucci Performance Center

Marucci Sports, founded by Kurt Ainsworth, Joe Lawrence, and Jack Marucci, is an American manufacturer of products and apparel for the baseball and softball markets. The company provides the number one bat in the MLB and is one of the most trusted brands in all of baseball. Marucci Sports is unique in that instead of sponsoring athletes, it brings players in as company owners and advisors for product development. Additionally, the company is quite notable for its philanthropic endeavors through their non-profit arm, Marucci Cares. Marucci Sports has donated large sums to the LSU Baseball Team and the Tiger Athletic Foundation and continuously provide their time and resources serving on LSU Athletics advisory boards and committees. For these efforts, LSU would like to name the new Baseball Performance Center adjacent to the new Alex Box Stadium in their honor.

2) Stan and Karen Woods Fueling Station

Mr. Stanton Woods, owner of Milbar – a world leader in the mechanical and chemical cleaning of pipelines for rehabilitation, intelligent pigging, and product conversions, has generously donated time and resources to the LSU Alumni Association and the Tiger Athletic Foundation. For these efforts, LSU would like to name the fueling station in the Baseball Performance Center, the “Stan and Karen Woods Fueling Station”.

3) Dodson & Hooks (Recognition Wall at Legacy Plaza)

Attorneys Richard J. Dodson and Kenneth H. Hooks III of the law firm Dodson & Hooks, APLC are renowned lawyers specializing in personal injury law, maritime law, and medical malpractice. Both received degrees at LSU, and as LSU is their alma mater, they generously

provide time and resources through the Law Center and the Tiger Athletic Foundation. For these efforts, LSU would like to name a recognition wall at Alex Box Stadium in their honor.

4) The Manship Family (Recognition Wall at Legacy Plaza)

The Manship Family has long supported both Baton Rouge and LSU since 1909, providing expertise and integrity in journalism and broadcasting. The School of Journalism at LSU and the Manship Theatre is named in the family's honor to attest to their distinguished honors. Members of the Manship Family continuously take part in LSU activities, promoting academic excellence and integrity. They also have a long track record of philanthropic generosity to LSU, the Tiger Athletic Foundation, and the surrounding community. Therefore, LSU would like to name a wall in Alex Box Stadium in their honor.

5) Kathryn Denoux Boucvalt (Recognition Wall at Legacy Plaza)

Trey Boucvalt is the CEO of Environmental, Safety & Health Services, Inc., and he and his company have played a major role in Hurricane Katrina and the Deep Water Horizon clean-ups. Mr. Boucvalt currently serves on the LSU Tiger Athletic Foundation Board of Directors and consistently gives his time and resources to his community, LSU, and TAF. He has recently made a gift to TAF and wishes to name a recognition wall at Alex Box Stadium in honor of his mother, Mrs. Kathryn Denoux Boucvalt.

6) Wally Pontiff, Jr. Foundation (Recognition Pillar at Legacy Plaza)

Mr. Wally Pontiff, Jr. was a three-year letterman, designated hitter on LSU's 2000 NCAA championship team, and the Tigers' starting third baseman in his last two seasons. He died in the summer of 2002; however, LSU would like to honor his outstanding talent as exemplified in his impressive athletic statistics, his academic skill, and warm and welcoming character by immortalizing him on one of the two pillars in Alex Box Stadium.

7) Al Oremus and Sam Sorce (Recognition Pillar at Legacy Plaza)

Mr. Al Oremus, owner of Southfield Corporation, is the ultimate Tiger Fan, passionate about all things LSU baseball and football. Mr. Oremus has generously given financially to the new Legacy Plaza at Alex Box Stadium and to TAF over the years. He would like to also honor his good friend, Mr. Sam Sorce, with recognition. Mr. Sorce has a track record of outstanding baseball statistics, playing under Coach Skip Bertman at the University of Miami and was inducted in the University of Miami Sports Hall of Fame in 1998. Together, Mr. Oremus and Mr. Sorce made a generous gift in honor of their friendship with Skip Bertman, providing funds for the Skip Statue that currently sits in Legacy Plaza. For their efforts and devotion to LSU, the University would like to name a pillar in Alex Box Stadium in their honor.

8) Ed Patterson, Jr. Family Gate (Gate 2 at Alex Box Stadium)

Mr. Patterson is an alumnus of LSU and successful business owner of Central Boat Rental, Bayou Testers & X-Ray Services, and Acadiana Testing & Heating. He is an active advocate for his local community as well as LSU. He has given generously to TAF in order to renovate Alex Box Stadium. For these efforts, LSU would like to name a gate at Alex Box Stadium in his family's honor.

9) Lawrence X. Boucvalt, Jr. (Recognition Wall at the South Bowl Plaza)

Trey Boucvalt is the CEO of Environmental, Safety & Health Services, Inc., and he and his company have played a major role in Hurricane Katrina and the Deep Water Horizon clean-ups. Mr. Boucvalt currently serves on the LSU Tiger Athletic Foundation Board of Directors and consistently gives his time and resources to his community, LSU, and TAF. He has recently made a gift to TAF and wishes to name a recognition wall at Tiger Stadium in honor of his father, Mr. Lawrence X. Boucvalt, Jr.

10) B. Jameson Chauvin Family (Recognition Wall at the South Bowl Plaza)

Mr. B. Jameson Chauvin is an LSU alumnus in architecture and owns InLine Contractors – a design-build firm, with a portfolio of over 500 homes in the Greater Baton Rouge area. Mr. Chauvin generously donates time and resources to LSU Athletics, and for this reason, LSU wishes to name a recognition wall at Tiger Stadium in his and his family's honor.

11) Gordon & Shannon McKernan Family (Recognition Wall outside the gates of Tiger Stadium)

Mr. Gordon McKernan, owner of Gordon McKernan Injury Attorneys, along with his family, are proud supporters of all things LSU, witnessed by their generous support to the University Lab School, LSU Law Center, the LSU Foundation, and LSU Athletics. Mr. McKernan's successful law firm provides representation to countless Louisiana citizens involved in incidents of personal injury. Through his charity arm, Gordon Gives, community-based events connect his company with local families and provide avenues for philanthropic endeavors. Because of his families support on so many occasions and most recently to the preservation of Tiger Stadium, LSU would like to name a recognition wall outside the gates of Tiger Stadium in his family's honor.

Each of these recognitions stem from the individual(s) commitment to LSU and LSU Athletics and have performed generous philanthropic endeavors for the university.

3. Review of Documents Related to Referenced Matter

The following documents are on file with the LSU Office of Academic Affairs:

- A letter of request from Director of Athletics Joe Alleva with supporting materials for each request
- A letter of approval from Dr. Ann Sumner Holmes, Chair of the Naming University Facilities and Academic Unit Committee
- A letter of support from Dr. Stacia Haynie, Executive Vice President and Provost and approval by President F. King Alexander

4. Certification of Compliance with Article III, Section 7 of the Bylaws of Louisiana State University Board of Supervisors

Appropriate certification has been provided by the campus, and this executive report includes all applicable information required by the Bylaws.

RESOLUTION

NOW, THEREFORE, BE IT RESOLVED that the LSU Board of Supervisors does hereby approve the request from LSU A&M to name the following 11 Areas within Alex Box Stadium and Tiger Stadium:

- 1) Marucci Performance Center
- 2) Stan and Karen Woods Fueling Station
- 3) Dodson & Hooks – Recognition Wall
- 4) The Manship Family – Recognition Wall
- 5) Kathryn Denoux Boucvalt – Recognition Wall
- 6) Wally Pontiff, Jr. Foundation – Recognition Pillar
- 7) Al Oremus and Sam Sorce – Recognition Pillar
- 8) Ed Patterson, Jr. Family – Gate
- 9) Lawrence X. Boucvalt, Jr. – Recognition Wall
- 10) B. Jameson Chauvin Family – Recognition Wall
- 11) Gordon & Shannon McKernan Family – Recognition Wall



**Request from LSU Health Sciences Center – New Orleans to Approve
the Establishment of 3 Endowed Professorships**

To: Members of the Board of Supervisors

Date: March 15, 2019

1. Significant Board Matter

Pursuant to Article VII, Section 1, Paragraph A of the Bylaws of the Louisiana State University Board of Supervisors, this matter is a significant board matter.

- A. Any matter having a significant or long term impact, directly or indirectly, on the finances or the academic, educational, research, and service missions of the University or any of its campuses.

2. Summary of Matter

The Board of Regents Support Fund (BoRSF) for Endowed Professorships Program provides matching dollars to campuses to create endowed professorships that provide academic and mission enhancement of the respective campus, as well as contribute to the economic development of Louisiana. Non-State contributions combined with a BoRSF match produce permanent endowments. LSU Health Sciences Center – New Orleans has received contributions to establish the following endowed professorships:

- a) **The Duna Penn, MD Professorship for Neonatal-Perinatal Medicine - \$80,000**
This professorship will benefit the education and training of fellows in the Neonatal-Perinatal Medicine Fellowship program.
- b) **Parker E. Mahan Professorship in Orofacial Pain - \$80,000**
This professorship will benefit the work of an LSU School of Dentistry faculty member, to educate and train students, and enhance research opportunities and clinical care for orofacial pain.
- c) **The Ed Leatherman, MD Professorship in Child & Adolescent Psychiatry - \$80,000**
This professorship will benefit the Division of Infant, Child & Adolescent Psychiatry in the Department of Psychiatry.

3. Review of Documents Related to Referenced Matter

A memo from the campus head requesting the establishment of these professorships is on file at the LSU Office of Academic Affairs, and the gift agreements are on file at the appropriate foundation.

**4. Certification of Compliance with Article III, Section 7 of the Bylaws of
Louisiana State University Board of Supervisors**

Appropriate certification has been provided by the campus, and this executive report includes all applicable information required by the Bylaws.

RESOLUTION

NOW, THEREFORE, BE IT RESOLVED that the Board of Supervisors of Louisiana State University and Agricultural and Mechanical College does hereby approve the request from LSU Health Sciences- New Orleans to establish the following 3 endowed professorships:

- 1) The Duna Penn, MD Professorship for Neonatal-Perinatal Medicine
- 2) Parker E. Mahan Professorship in Orofacial Pain
- 3) The Ed Leatherman, MD Professorship in Child & Adolescent Psychiatry

BE IT FURTHER RESOLVED that the President, as may be appropriate, is hereby authorized and directed to execute any documents required to obtain the matching gifts and otherwise complete the establishment of the Duna Penn, MD Professorship for Neonatal-Perinatal Medicine, Parker E. Mahan Professorship in Orofacial Pain, and Ed Leatherman, MD Professorship in Child & Adolescent Psychiatry.



Request from LSU A&M to Approve Establishment of 2 Endowed Professorships

To: Members of the Board of Supervisors

Date: March 15, 2019

1. Significant Board Matter

Pursuant to Article VII, Section 1, Paragraph A of the Bylaws of the Louisiana State University Board of Supervisors, this matter is a significant board matter.

- A. Any matter having a significant or long term impact, directly or indirectly, on the finances or the academic, educational, research, and service missions of the University or any of its campuses.

2. Summary of the Matter

Significant donations have been made to the LSU Foundation to establish two endowed professorships and qualify for Board of Regents Support Fund (BoRSF) matching funds. Approved by the Louisiana Board of Regents in the 1990-90 academic year, the Endowed Professorships Subprogram matches non-State contributions of at least \$80,000 with \$20,000 from the BoRSF to create endowed professorships to recruit and retain superior faculty. The Endowed Professorships Subprogram also matches non-State contributions of at least \$60,000 with \$40,000 from the BoRSF provided an agreement was in place on or before November 2, 2016, the date on which the Board approved a new matching level for professorships.

LSU A&M, therefore, requests approval to establish the following two endowed professorships:

- a) **U.J. LeGrange Endowed Professorship in Accounting #11 - \$60,000 (seeking 60/40 match)**
- b) **Robey H. Clark Distinguished Professorship #3 - \$80,000 (seeking 80/20 match)**

3. Review of Documents Related to Referenced Matter

A memo from the campus head requesting the establishment of these professorships is on file at the LSU Office of Academic Affairs, and the gift agreements are on file at the appropriate foundation.

4. Certification of Compliance with Article III, Section 7 of the Bylaws of Louisiana State University Board of Supervisors

Appropriate certification has been provided by the campus, and this executive report includes all applicable information required by the Bylaws.

RESOLUTION

NOW, THEREFORE, BE IT RESOLVED that the Board of Supervisors of Louisiana State University and Agricultural and Mechanical College does hereby approve the request from LSU A&M to establish the following 2 endowed professorships:

- 1) U.J. LeGrange Endowed Professorship in Accounting #11
- 2) Robey H. Clark Distinguished Professorship #3

BE IT FURTHER RESOLVED that the President, as may be appropriate, is hereby authorized and directed to execute any documents required to obtain the matching gifts and otherwise complete the establishment of the U.J. LeGrange Endowed Professorship in Accounting #11 and the Robey H. Clark Distinguished Professorship #3.



Request from LSU Shreveport to Augment the George and Regina Khoury Endowed Professorship and the Miriam Sklar Endowed Professorship

To: Members of the Board of Supervisors

Date: March 15, 2019

1. Significant Board Matter

Pursuant to Article VII, Section 1, Paragraph A of the Bylaws of the Louisiana State University Board of Supervisors, this matter is a significant board matter.

- A. Any matter having a significant or long term impact, directly or indirectly, on the finances or the academic, educational, research, and service missions of the University or any of its campuses.

2. Summary of Matter

The Board of Regents Support Fund (BoRSF) for Endowed Professorships Program provides matching dollars to campuses to create endowed professorships that provide academic and mission enhancement of the respective campus, as well as contribute to the economic development of Louisiana. Non-State contributions combined with a BoRSF match produce permanent endowments. LSU Shreveport has received additional private donations to augment the professorships below and subsequently request BoRSF matching funds.

- a) **George and Regina Khoury Endowed Professorship in the College of Sciences - \$80,000**

To date, this endowment was twice matched, receiving \$80,000 from the BoRSF.

- b) **Miriam Sklar Endowed Super Professorship in Theoretical Math and Physics - \$80,000**

To date, this endowment has received a match from the BoRSF of \$40,000.

3. Review of Documents Related to Referenced Matter

A memo from the campus head requesting the enhancement of these professorships is on file at the LSU Office of Academic Affairs, and the gift agreements are on file at the appropriate foundation.

4. Certification of Compliance with Article III, Section 7 of the Bylaws of Louisiana State University Board of Supervisors

Appropriate certification has been provided by the campus, and this executive report includes all applicable information required by the Bylaws.

RESOLUTION

NOW, THEREFORE, BE IT RESOLVED that the Board of Supervisors of Louisiana State University and Agricultural and Mechanical College does hereby approve the request from LSU Shreveport to augment the following 2 endowed professorships:

- 1) George and Regina Khoury Endowed Professorship in the College of Sciences
- 2) Miriam Sklar Endowed Super Professorship in Theoretical Math and Physics

BE IT FURTHER RESOLVED that the President, as may be appropriate, is hereby authorized and directed to execute any documents required to obtain the matching gifts and otherwise complete the augmentation of the George and Regina Khoury Endowed Professorship in the College of Sciences and the Miriam Sklar Endowed Super Professorship in Theoretical Math and Physics.



Request from LSU Health Sciences Center - Shreveport to Approve the Establishment of the O'Callaghan Family Endowed Professorship in Microbiology

To: Members of the Board of Supervisors

Date: March 20, 2019

1. Significant Board Matter

Pursuant to Article VII, Section 1, Paragraph A of the Bylaws of the Louisiana State University Board of Supervisors, this matter is a significant board matter.

- A. Any matter having a significant or long term impact, directly or indirectly, on the finances or the academic, educational, research, and service missions of the University or any of its campuses.

2. Summary of Matter

The Board of Regents Support Fund (BoRSF) Endowed Professorships Program matches non-State contributions of at least \$80,000 with \$20,000 from the BoRSF to create endowed professorships to support outstanding faculty.

Significant donations have been made to the LSU Health Sciences Center in Shreveport to establish an endowed professorship that qualifies for matching funds.

a) The O'Callaghan Family Endowed Professorship in Microbiology - \$80,000

The endowed professorship will facilitate the continued research productivity and academic excellence of a faculty member in the Department of Microbiology and Immunology at LSUHSC- Shreveport.

3. Review of Documents Related to Referenced Matter

A memo from the campus head requesting the establishment of the O'Callaghan Family Endowed Professorship is on file at the LSU Office of Academic Affairs, and the gift agreement is on file at the appropriate foundation.

4. Certification of Compliance with Article III, Section 7 of the Bylaws of Louisiana State University Board of Supervisors

Appropriate certification has been provided by the campus, and this executive report includes all applicable information required by the Bylaws.

RESOLUTION

NOW, THEREFORE, BE IT RESOLVED that the Board of Supervisors of Louisiana State University and Agricultural and Mechanical College does hereby approve the request from LSU Health Sciences- Shreveport to establish the O'Callaghan Family Endowed Professorship in Microbiology; and

BE IT FURTHER RESOLVED that the President, as may be appropriate, is hereby authorized and directed to execute any documents required to obtain the matching gift and otherwise complete the establishment of the O'Callaghan Family Endowed Professorship in Microbiology.



Request from LSU A&M to Employ a New Methodology for Setting the Institutional Scholarship Budget and Awarding Strategy

To: Members of the Board of Supervisors

Date: March 20, 2019

1. Significant Board Matter

Pursuant to Article VII, Section 1, Paragraph A of the Bylaws of the Louisiana State University Board of Supervisors, this proposal is a significant board matter as it relates to a long-term impact on the finances and educational mission of the University.

2. Summary of Matter

As the flagship campus, Louisiana State University and A&M College (“LSU”) has a unique role, scope, and mission to attract a diverse student population of the highest caliber from the state, the nation, and the world. The institution’s enrollment management strategy seeks to attract and retain high-quality students, ensure access for students of all socioeconomic backgrounds, and secure a student population that maximizes the capacity of the campus. LSU is currently working with the enrollment management consulting firm, Ruffalo Noel Levitz (RNL), to determine adequate scholarship amounts to achieve the institution’s overall goals related to cohort size, academic preparation, and financial access. RNL uses predictive analytics capabilities to inform the University’s decision-making processes.

Last year, LSU enrolled the largest freshmen class in its history. In part, this was due to the introduction of best practices (including the use of RNL’s predictive analytics capabilities) for the strategic awarding of financial aid. Previous to last year, this approach was not used in the awarding strategy which did not enable LSU to maximize headcount and increase net tuition revenue. However, at that time, LSU still operated under the current Board of Supervisors (“Board”) policy of requiring Board approval for each individual institutional scholarship program utilized in the awarding process.

In this current recruitment cycle, LSU’s competitors are aggressively deploying scholarship awarding strategies to secure desired headcount. Additionally, due to a projected decline in the number of U.S. high school students graduating this year (particularly in the Northeast and Midwest), key markets for LSU will become more competitive. The projected drop in high school graduates, coupled with shifting demographics, results in an increasing diversification of the educational pipeline.

All of this is occurring within a broader context, where enrollment at colleges and universities nationally has declined by nearly 1.2 million students since 2010 representing the largest decline in enrollment and the longest period of contraction in U.S. higher education to date. The current landscape has created a highly competitive environment for all colleges and universities, and has led institutions to focus their attention on price and financial aid. In this marketplace, where the supply of students is in decline, the interplay between access and affordability requires bringing sophisticated tools to bear. To achieve desired institutional goals, LSU must remain aggressive and agile in this increasingly competitive and volatile marketplace.

RNL's extensive experience and data-driven analyses allows an institution to consider many scenarios to balance strategic enrollment goals, student need, and institutional finances in order to optimize yield and net revenue at all classifications of the student body. Additionally, it demands a dynamic ability to adapt to the changing marketplace based on the most current data available. The ability to analyze the context and react in a nimble manner ultimately determines the success of a recruitment campaign. In short, the awarding of financial aid should be determined by a data-driven approach that balances access, affordability, and resources with maximized enrollment and net tuition revenue.

It should be noted that LSU remains one of the most affordable and accessible public institutions among Southeastern Conference (SEC) and national peers. According to recent national data, LSU ranked fourth lowest in the SEC in terms of the "net price" paid by incoming freshmen.¹ Moreover, LSU had the **lowest** net price in the SEC for students from families with annual incomes of \$30,000 or less, and the third lowest net price in the SEC for students from families with annual incomes of \$30,000 - \$48,000.

In addition to competing for new freshmen, LSU is focused on improving retention, persistence, and graduation rates for all students who enroll at the university. According to the Educational Advisory Board, the leading cause of student attrition across the country is financial distress. Similarly, throughout the latest retention cycle, persistent financial need gaps emerged as the most significant reason leading students to depart from LSU. Determined to demonstrate our commitment to student success and improve outcomes across the student lifecycle, LSU will need to act with speed and intention to increase retention and graduation rates at all classifications.

To achieve these goals, LSU A&M is requesting approval for the total scholarship budget and awarding strategy for 2019-20 (and thereafter) to be driven by the marketplace and informed by the RNL methodology and other relevant sources. This budget includes both merit- and need-based institutional gift aid, including the Pelican Promise program and hardship waivers. Similar to our competitors, this practice will provide LSU with the flexibility to make financial aid decisions in real-time based on what our analytical models suggest will provide the greatest student yield. At the same time, controls will also be put in place to ensure transparency and accountability in the awarding process from both a budgetary and programmatic standpoint.

3. Review of Business Plan

The operational plan for LSU A&M sets the targets for new first-time freshmen, which for Fall 2019 is 6,111 students. Annually, the amount of financial aid necessary to yield the desired target while maximizing net tuition revenue will be determined in consultation with RNL and other relevant sources.

As noted earlier, LSU enrolled a historic freshman class of 5,810 students in Fall 2018 utilizing this same methodology. This achievement would not have been possible absent the ability to make data-driven decisions. At the same time, LSU still required Board approval of a number of individual scholarship programs. Projecting into the future, the current practice disadvantages LSU by delaying award decisions and exposing LSU's awarding strategy to competitors.

For Fall 2019, the projected enrolled class would be 6,150 total students, which is in line with LSU's operational goal. The projected yield of the class is estimated to be 29.1% under the proposed methodology. The average net tuition/fee revenue per student is projected to be \$9,391, with the average

¹ "Net price" is the actual cost of attendance paid by students after accounting for all gift aid received (federal, state, and institutional).

institutional gift/merit amount per student being \$5,066. The total net tuition/fee revenue for the class is projected to be \$57,754,650, increasing by \$3,603,366 when compared to the previous year.

The proposed methodology will set the framework for the institutional scholarship awarding strategy and provides a data-driven basis for a structured awarding process to achieve institutional enrollment goals while maintaining LSU’s position as one of the most accessible and affordable institutions in the SEC and nationally. The integrity of the awarding process will be audited at the end of the recruitment cycle. Each awarding type in the strategy shall be executed as determined by the proposed methodology.

To support continuing students, data will be used to identify students at greatest risk for persisting. Financial assistance will be leveraged as appropriate and feasible to support continued enrollment and increase the likelihood of persistence towards graduation.

Additionally, the following controls will be put in place to ensure transparency in the awarding process from both a budgetary and programmatic standpoint:

- The University’s annual operating budget that is considered and acted upon by the Board each year will include specific details on LSU’s institutional scholarship budget in total for the fiscal year, including (but not limited to) both the need-based and merit-based components.
- Each spring, prior to the end of the fiscal year, the Board will receive a report on the results of LSU’s awarding strategy for that year, including the total amount of institutional scholarships awarded to incoming students, the demographic profile of recipients relative to the overall student population, the net price paid by recipients, and related peer comparisons.

4. Fiscal Impact

The proposed awarding strategy is a strategic investment of institutional funds to achieve institutional enrollment goals beginning with the Fall 2019 semester. The fiscal impact is reflected in Tables 1 and 2. It should be noted that while these numbers are estimates, the annual budget for these funds is included in the institution’s annual operating budget approval process, which includes approval by the Board of Supervisors.

Table 1: Projection of Fall 2019 Entering Cohort – 4-year Cycle

	Year 1	Year 2	Year 3	Year 4
Total Enrollment	6,150	5,197	4,576	4,207
% Returning		84.5%	74.4%	68.4%

Table 2: Projection of Financials for the Entering Cohort - 4-year Cycle

	Year 1	Year 2	Year 3	Year 4
Total Institutional Aid	\$31,155,900	\$26,328,002	\$23,182,016	\$21,312,662
Total Net Tuition Revenue	\$57,754,650	\$48,805,027	\$42,973,216	\$39,507,937

RESOLUTION

NOW, THEREFORE, BE IT RESOLVED the Board of Supervisors of Louisiana State University and Agricultural & Mechanical College (Board) approves the use of the proposed data-driven methodology described herein for the strategic awarding of institutional scholarships and which supersedes previous awarding criteria, as long as the financial need of the students remains a critical variable in the awarding process to ensure that Louisiana students of ability will have financial access to the University.

BE IT FURTHER RESOLVED that the University's annual operating budget that is considered and acted upon by the Board each year will include specific details on LSU's institutional scholarship budget in total for the fiscal year, including (but not limited to) both the need-based and merit-based scholarship budget components.


BE IT FURTHER RESOLVED that the President will provide an annual report to the Board on the results of LSU's awarding strategy before the end of each fiscal year, including (but not limited to) the total amount of institutional scholarships awarded to incoming students, the demographic profile of recipients relative to the overall student population, the net price paid by recipients, and related peer comparisons.




Office of Academic Affairs

Date: January 16, 2019

To: F. King Alexander
President, LSU

Thru: Stacia L. Haynie 
Executive Vice President & Provost

From: Jose Aviles 
Vice President for Enrollment Management

Re: Freshmen Scholarship Budget and Awarding Strategy

As the flagship campus, Louisiana State University and A&M College has a unique role, scope, and mission to attract a diverse student population of the highest caliber from the state, the nation, and the world. The institution's enrollment management strategy seeks to attract and retain high quality students, ensure accessibility, and achieve a student population that maximizes the capacity of the campus. LSU is currently working with the enrollment management consulting firm, Ruffalo Noel Levitz (RNL), to determine adequate scholarship amounts to achieve the institution's goal of maximizing enrollment. According to RNL, awarding financial aid requires sophisticated analysis that allows an institution to consider many scenarios to balance strategic enrollment goals, student need, and institutional finances in order to optimize yield and net revenue. An econometric model was used to develop a plan that will balance affordability and resources with maximized enrollment and net tuition revenue. LSU is requesting approval for the 2019-20 total first-year scholarship budget. The awarding of scholarships will be determined by the econometric model.

Last year, LSU enrolled the largest freshmen class in institution history. It is anticipated that competitors will move aggressively with a scholarship awarding strategy that will secure needed headcount. Additionally, with a projected decline in the number of U.S. high school students graduating this year (particularly in the Northeast and Midwest), key markets for LSU will be highly competitive. We must remain aggressive in this increasingly competitive and volatile marketplace.

Last year, LSU enrolled a total of 5,810 students for the freshmen class. The average net tuition/fee revenue per student was \$9,320 with the average institutional gift/merit amount per student of \$4,552. The total net tuition/fee revenue for the fall 2018 class was \$54,151,284. According to the econometric model, the projected enrolled class would be 6,150 total students. The projected yield of the class is estimated to be 29.1%. The average net tuition/fee revenue per student is projected to be \$9,391, with the average institutional gift/merit amount per student being \$5,066. The total net tuition/fee revenue for the class is projected to be \$57,754,650, increasing by \$3,603,366 compared to the previous year.

The econometric model will set the framework for the awarding strategy. The model provides a scientific basis for a structured awarding process to achieve the institutional enrollment goals. The integrity of the awarding process will be audited at the end of the recruitment cycle. Each awarding type in the strategy shall be executed as determined by the econometric model.

Table 1: Continuing Students – Projection of Fall 2019 Entering Cohort

	Year 1	Year 2	Year 3	Year 4
Total Enrollment	6150	5197	4576	4207
% Returning		84.5%	74.4%	68.4%

Table 2: Projection of Financials – 4-Year Cycle

	Year 1	Year 2	Year 3	Year 4
Total Institutional Aid	\$31,155,900	\$26,328,002	\$23,182,016	\$21,312,662
Total Net Tuition Revenue	\$57,754,650	\$48,805,027	\$42,973,216	\$39,507,937

We ask that you approve the request to base the freshmen scholarship budget and awarding strategy on the framework of the econometric model.

Request from LSU Health Sciences Center New Orleans to Authorize Limited Tuition Waivers in Relation to the Tuition Caps Erroneously Applied in Academic Years 2015-2016 Through 2017-2018

To: Members of the Board of Supervisors

Date: March 20, 2019

Pursuant to Article VII, Section 1 of the Bylaws of the Louisiana State University Board of Supervisors, this matter is a significant Board matter.

A. Any matter having a significant or long-term impact, directly or indirectly, on the finances or the academic, educational, research, or service missions of the University or any of its campuses.

1. Summary of the Matter and Review of Business Plan

The LSU Health Sciences Center – New Orleans requests authority for its School of Medicine and School of Allied Health Professions to provide 77 limited tuition waivers for 76 former graduates who were not charged adequate tuition due to a tuition cap erroneously applied in Academic Years 2016 through 2018.

It was recently discovered that over a four-year period, certain tuition amounts were not properly assessed and applied to 76 respective student accounts due to system configuration and human oversight. On December 11, 2018, the Bursar's Office noticed a student in Graduate Studies whose tuition was not calculating correctly for the Spring 2019 term. This item was sent to PeopleSoft Student Support for review and determination of cause. It was determined that in PeopleSoft there was a minimum/maximum amount that was set for a student's lifetime within a career which was capping the amount that was being charged for the individual tuition and fee amounts once they reached those limits. That limit was set at \$50,000 for all careers except for professional Medicine and Dental careers which were set at \$150,000. The Bursar's Office then increased the maximum limits in December 2018 for all careers.

On December 18, 2018, the Bursar's Office inquired on an account of an Allied Health student that graduated in May, 2018. The account showed an unexpected outstanding balance for Spring 2018. The student had reached the \$50,000 limit and the tuition and fees were not charged for the Spring 2018 semester above this amount, until the limit was increased on December 11, 2018. On December 19 - 21, 2018, PeopleSoft Student Support ran a script designed to identify by career, all and any other student accounts which had reached the max limit (\$50,000 and \$150,000 for professional medical and dental careers) and thus, not assessed the correct tuition. The periods reviewed included all semesters from 2001 through 2018. The analysis was completed on January 4th, 2019.

Below is the result of the review and affected Academic Years 2015-2016 through 2017-2018, prior years were not affected. Spring 2019 was corrected before the due date for payment of tuition and fees and will be appropriately applied and collected.

Year	Aggregate > Max	# Incidents	Description of Effect of Removing Max Code for all Schools
2018	\$ 60,142.60	34	34 students each undercharged \$1,768.90 due to cap. These students were Allied Health Graduate, Physical Therapy, DPT students, and all graduated 5/11/2018.
2018	\$ 1,508.90	1	Student was in Medicine and was undercharged tuition in Spring 2018 in Spring 2018. Student graduated 5/17/2018 and is currently an active house officer.
2017	\$ 22,140.19	39	39 students were each undercharged either \$567.59 or \$567.70. Students were in SAHP in DPT program and all graduated 5/18/17.
2016	\$ 9,461.75	2	Students were DPT students were undercharged in the amounts of \$2,403.75 and \$7,058 and both graduated in Spring 2016.
2015	\$ 5,472.00	1	Student was in DPT program and was also undercharged in 2016. Student was undercharged \$5,472. This student graduated in Spring 2016.
Totals	\$ 98,725.44	77	

Due to the fact that all of the students have since graduated and were told at the time of graduation that they had satisfied all of their financial obligation to the Health Sciences Center, the best course of action would be to provide a retroactive tuition waiver to these students in the amount that was inadvertently not charged to them.

2. Fiscal Impact

AY 2015-2016 Doctor of Physical Therapy Tuition Waivers:

There will be a total of three (3) tuition waivers, one (1) applied to a student in the amount of \$5,472.00 for Fall 2015, one (1) applied to a student in the amount of \$7,058.00 for Spring 2016, and one (1) applied to a student in the amount of \$2,403.75 for Spring 2016.

AY 2016-2017 Doctor of Physical Therapy Tuition Waivers:

There will be a total of thirty-nine (39) tuition waivers one (1) applied to a student in the amount of \$567.59 for Spring 2017 and thirty-eight (38) applied to students in the amount of \$567.70 for Spring 2017:

AY 2017-2018 Doctor of Physical Therapy Tuition Waivers:

There will be a total of thirty-four (34) tuition waivers applied to students in the amount of \$1,768.90 for Spring 2018.

AY 2017-2018 School Of Medicine Tuition Waivers:

There will be a total of one (1) tuition waiver applied to a student in the amount of \$1,508.90 for Spring 2018.

3. Description of Competitive Process

N/A

4. Review of Legal Documents

N/A

5. Parties of Interest

N/A

6. Related Transactions

This accounting error was reported to the LSU Board of Supervisors Internal Audit and the Legislative Auditors on January 11, 2019.

7. Conflicts of Interest

N/A

ATTACHMENTS

N/A

RESOLUTION

NOW, THEREFORE, BE IT RESOLVED that the Board of Supervisors of Louisiana State University and Agricultural and Mechanical College does hereby authorize F. King Alexander, President of the Louisiana State University, or his designee, to authorize the establishment of the following tuition waivers in the School of Medicine and School of Allied Health Professions at Louisiana State University Health Sciences Center New Orleans: (1) One Fall 2015 School of Allied Health Professions Tuition Cap Waiver in the amount of \$5,472.00 applied to the applicable student; (2) Two Spring 2016 School of Allied Health Professions Tuition Waivers, one in the amount of \$7,058.00 and one in the amount of \$2,403.75 applied to the applicable students; (3) Thirty-nine Spring 2017 School of Allied Health Professions Tuition Cap Waivers with thirty-eight in that amount of \$567.70 and one in the amount of \$567.59 applied to the applicable students; (4) Thirty-four Spring 2018 School of Allied Health Professions Tuition Cap Waivers in the amount of \$1,768.90 applied to the applicable students; and (5) one Spring 2018 School of Medicine Tuition Cap Waiver in the amount of \$1,508.90 applied to the applicable student, and;

BE IT FURTHER RESOLVED that F. King Alexander, President of the Louisiana State University, or his designee, is duly authorized by and empowered for and on behalf of and in the name of the Board of Supervisors of Louisiana State University and Agricultural and Mechanical College to implement these tuition waivers which will result in no expectation of revenue recognition or collection from said students.



Request from LSU Eunice to Approve a Flat-Rate Charge for Dual Enrollment Tuition

To: Members of the Board of Supervisors

Date: March 20, 2019

Pursuant to Article VII, Section 1, Paragraph A of the Bylaws of the Louisiana State University Board of Supervisors, this matter is a significant board matter.

“Any matter having a significant or long term impact, directly or indirectly, on the finances of the academic, educational, research, and service missions of the University or any of its campuses.”

1. Summary of Matter

LSU Eunice is seeking approval of a flat-rate charge of \$50.00 per credit hour for dual enrollment courses. This charge will be consistent for all methods of delivery, and no additional fees will apply.

The proposed flat-rate charge will allow for a consistent cost across all dual enrollment K-12 institutions served and will allow LSU Eunice to be competitive with other institutions delivering dual enrollment courses within the campus’ service region. The flat-rate charge will help LSU Eunice continue to spread accessibility to higher education. It will also facilitate better management of dual enrollment billing and marketing.

Among its competitors, LSU Eunice currently charges the highest credit hour cost for online and face-to-face delivery on a college campus, and ranks among the top four highest credit hour cost institutions for face-to-face delivery on a high school campus. Current charges for dual enrollment courses within the LSU Eunice service region are detailed in Attachment I.

3. Fiscal Impact

For FY 2019, LSU Eunice’s dual enrollment participation was down by over ten percent. This proposed flat-rate tuition charge will position the university near the average of the amounts charged by our competitors. Often, public schools are deciding on who to collaborate with for their dual enrollment needs based on cost and how far they can stretch their Supplemental Course Academy funding. At the existing pricing, LSU Eunice will likely continue to lose enrollment due to the cost of our competitors. The proposed flat-rate charge allows for a balance of the financial aspect with the desire to offer higher education opportunities to high school students.

The financial loss by charging the \$50.00 flat-rate tuition charge will be approximately \$250,000 assuming current enrollment in dual enrollment courses remains constant. However, if the rate is not competitive, LSU Eunice will continue to lose students and the associated revenue. A flat-rate fee will enable LSU Eunice to be much more competitive in the local dual-enrollment market.

4. Parties of Interest

LSU Eunice currently provides dual enrollment education in the following school districts:

- Acadia Parish
- Allen Parish
- Avoyelles Parish

- Baton Rouge Parish
- Evangeline Parish
- Jeff Davis Parish
- Rapides Parish
- St. Landry Parish
- St. Martin Parish
- Vermilion Parish
- including parochial schools, private schools, and the LSUA University Academy

ATTACHMENTS

- I. Comparison of Dual Enrollment tuition charges within LSU Eunice's service region.

RESOLUTION

NOW, THEREFORE, BE IT RESOLVED that the Board of Supervisors of Louisiana State University and Agricultural and Mechanical College does hereby authorize F. King Alexander, President of the Louisiana State University, or his designee, to approve the request from LSU Eunice to create a flat-rate charge for dual enrollment of \$50.00 per credit hour for all methods of delivery.

Attachment I**Comparison of Dual Enrollment tuition charges within LSU Eunice's service region
Spring 2019**

Dual Enrollment Costs Per Credit Hour			
<i>Delivery Method</i>	<i>f2f on college campus</i>	<i>online</i>	<i>f2f at H.S. campus</i>
LSU Eunice	\$150	\$150	\$50
LSU Alexandria	\$33	\$33	\$33
Baton Rouge Community College	\$100	\$100	\$60
Bossier Parish Community College	\$81	\$94	\$35
McNeese State University	\$100	\$80	\$100
Nicholls State University	\$100	\$117	\$50
Northwestern State University	\$33	\$33	\$33
River Parishes Community College	\$35	\$35	\$35
South Louisiana Community College	\$85	N/A	\$35
SOWELA Technical Community College	\$45	\$45	\$45
University of Louisiana at Lafayette	\$67	N/A	\$67

Pricing information for this table was retrieved from the Louisiana Course Choice/Supplemental Course Academy database for Spring 2019. Search terms within the portal for pricing information include ENGL, English Composition, and College Algebra. Retrieved on 3/10/2019 at <https://lacourses.net/Default>. Prices were rounded to the nearest dollar.



Request from LSU Health Sciences Center – New Orleans to Approve Execution of Cooperative Endeavor Agreement and Related Documents with a Subsidiary of Louisiana Children’s Medical Center for Operation of Hainkel Home Nursing Center

To: Members of the Board of Supervisors

Date: March 20, 2019

This is a significant board matter pursuant to the Board’s Bylaws, Art. VII, Sec. 1.C:

- C. Lease of Immovable Property, as Lessee or Lessor, where either:
 - 1. the lease is potentially for a term of more than five (5) years or, for leases for agricultural purposes, more than eight (8) years (include any optional renewal terms provided for in the lease to calculate the potential term); or
 - 2. the lease is for more than 10,000 square feet of building space.

1. Summary of the Matter

The John J. Hainkel, Jr. Home and Rehabilitation Center is a licensed long term skilled care and rehabilitation facility providing specialized care to the elderly. It has been owned and operated by or on behalf of the Louisiana Department of Health of the State of Louisiana ("LDH") for many years. LDH proposed to transfer the facility to the LSU Board of Supervisors for operation by or through Louisiana State University Health Science Center-New Orleans (LSUHSC-NO).

LSUHSC-NO's agreement to accept responsibility for the operation of the Hainkel Home is contingent on the State's submitting and receiving approval of a State Plan Amendment ("SPA") to the Federal Center for Medicare and Medicaid Services, if required, to provide for a reasonable rate of Medicaid reimbursement for the operation of the Hainkel Home facility. LSUHSC-NO proposes to lease the facility to a wholly owned subsidiary of Louisiana Children's Medical Center, which will be a nonprofit corporation ("LCMC Subsidiary"). The LCMC Subsidiary will obtain the license to operate the facility. LDH will transfer by lease the right to use its Certificate of Need to LSU when it transfers the facility to LSU. LSU, in turn, will make such Certificate of Need available to the LCMC Subsidiary.

The proposed lease by the LSU Board of Supervisors to the LCMC Subsidiary is for an initial term of ten (10) years. The lease will provide for an automatic extension of the lease for one successive period of ten years, unless the Lessee provides written notice of non-renewal to the LSU Board of Supervisors at least ninety days prior to the end of the initial term. Rental for the facility and the consideration paid to LSUHSC-NO for the Certificate of Need will be at fair market value. These agreements will be a part of a Cooperative Endeavor Agreement between the LSU Board of Supervisors and the LCMC Subsidiary. The parties also expect to enter into affiliations addressing LSU teaching and research opportunities.

2. Review of Business Plan

Not Applicable.

3. Fiscal Impact

As indicated above, LSUHSC-NO's agreement to accept ownership of the Hainkel Home facility from LDH is contingent upon the implementation of a SPA providing a reasonable rate of Medicaid reimbursement for the operation of the facility. Furthermore, the lease to the LCMC Subsidiary will obligate the LCMC Subsidiary to assume all of the expenses of the operation of Hainkel Home, including all maintenance of the facility.

4. Description of Competitive Process

Not Applicable.

5. Review of Legal Documents

Drafts of appropriate legal documents are attached and have been presented for review by the Office of the General Counsel.

6. Parties of Interest

Board of Supervisors of Louisiana State University and Agricultural and Mechanical College, LSU Health Sciences Center – New Orleans, and the LCMC Subsidiary.

7. Related Transactions

By a prior submission, LSUHSC-NO requested approval of, and the LSU Board approved an initial CEA between the LSU Board and the Louisiana Department of Health to, among other things, transfer the Hainkel Home facilities to the LSU Board.

8. Conflicts of Interest

Not Applicable.

ATTACHMENTS

- I. Transmittal Letter from Chancellor Hollier
- II. Site Maps of location of Hainkel Home and floor plans
- III. Cooperative Endeavor Agreement between the Board of Supervisors of Louisiana State University and Agricultural and Mechanical College and LCMC Subsidiary, including the Lease of the Hainkel facility and the Certificate of Need Agreement.

RESOLUTION

NOW, THEREFORE, BE IT RESOLVED that the Board of Supervisors of Louisiana State University and Agricultural and Mechanical College does hereby authorize F. King Alexander, President of Louisiana State University, or his designee, to execute a Cooperative Endeavor Agreement between the Board of Supervisors of Louisiana State University and Agricultural and Mechanical College and a subsidiary of Louisiana Children's Medical Center ("LCMC") designated by LCMC, said Cooperative Endeavor Agreement to contain such terms and conditions as the President deems are in the best interest of the LSU Board of Supervisors.

BE IT FURTHER RESOLVED that F. King Alexander, President of Louisiana State University, or his designee, is authorized to execute any leases, certificate of need agreements, affiliation agreements and other documents, consents or approvals necessary to lease to a subsidiary of LCMC designated by LCMC, the John J. Hainkel, Jr. Home and Rehabilitation Center, the location of which property is more

specifically described on Exhibit A hereto and to otherwise implement the provisions of the Cooperative Endeavor Agreement.

EXHIBIT "A"
TO RESOLUTION OF BOARD OF SUPERVISORS OF LSU

LSU HEALTH SCIENCE CENTER – NEW ORLEANS
HAINKEL HOME NURSING FACILITY

That certain lot or parcel of ground consisting of Lots 1 to 24, Square 22, Burtheville, Sixth District of the City of New Orleans, Orleans Parish, State of Louisiana, being generally rectangular in shape and encompassing the entire Block bound by Henry Clay Avenue, Patton Street, Calhoun Street and Constance Street and measuring 289.85 feet along Henry Clay Avenue, 317.72 feet along Patton Street, 289.63 feet along Calhoun Street and 311.25 feet along Constance Street, said total area to contain 91,063 square feet or 2.09 acres.



OFFICE OF THE CHANCELLOR

SCHOOL OF ALLIED HEALTH PROFESSIONS
 SCHOOL OF DENTISTRY
 SCHOOL OF GRADUATE STUDIES
 SCHOOL OF NURSING
 SCHOOL OF MEDICINE IN NEW ORLEANS
 SCHOOL OF PUBLIC HEALTH

February 21, 2019

Dr. F. King Alexander
 President and Chancellor
 LSU System Office
 381 West Lakeshore Drive, Room 107
 Baton Rouge, LA 70808

Dear Dr. Alexander,

This is a significant board matter, pursuant to the Bylaws of the Louisiana State University Board of Supervisors Article VII, Section 1.C:

- 1.C. Lease of Immovable Property, as Lessee or Lessor, where either:
- (a) The Lease is potentially for a term of more than five (5) years or, for leases for agricultural purposes, more than eight (8) years (include any optional renewal terms provided for in the lease to calculate the potential term); and
 - (b) The Lease is for more than 10,000 square feet of building space.

The John J. Hainkel, Jr. Home and Rehabilitation Center is a licensed long term skilled care and rehabilitation facility providing specialized care to the elderly. It has been owned and operated by or on behalf of the Louisiana Department of Health of the State of Louisiana ("LDH") for many years. LDH proposed to transfer the facility to the LSU Board of Supervisors for operation by or through Louisiana State University Health Science Center-New Orleans. LSUHSC-NO's agreement to accept responsibility for the operation of the Hainkel Home is contingent on the State's submitting and receiving approval of a State Plan Amendment ("SPA") to the Federal Center for Medicare and Medicaid Services, if required, to provide for a reasonable rate of Medicaid reimbursement for the operation of the Hainkel Home facility. LSUHSC-NO proposes to lease the facility to a wholly owned subsidiary of Louisiana Children's Medical Center, which will be a nonprofit corporation ("LCMC Subsidiary"). The LCMC Subsidiary will obtain the license to operate the facility. LDH will transfer by lease the right to use its Certificate of Need to LSU when it transfers the facility to LSU. LSU, in turn, will make such Certificate of Need available to the LCMC Subsidiary. The proposed lease by the LSU Board of Supervisors to the LCMC Subsidiary is for an initial term of ten (10) years. The lease will provide for an automatic extension of the lease for one successive period of ten years, unless the Lessee provides written notice of non-renewal to the LSU Board of Supervisors at least ninety days prior to the end of the initial term. Rental for the facility and the consideration paid to LSUHSC-NO for the Certificate of Need will be at fair market value. These agreements will be a part of a Cooperative Endeavor Agreement between the LSU Board of Supervisors and the LCMC Subsidiary. The parties also expect to enter into affiliations addressing LSU teaching and research opportunities.

The Health Sciences Center is respectfully requesting approval of this cooperative endeavor agreement. I certify to the best of my knowledge that I have provided all necessary documentation and am seeking your review and favorable consideration. Thank you for your assistance.

Respectfully yours,

A handwritten signature in cursive script that reads "Larry Hollier, M.D.".

Larry Hollier, MD
Chancellor

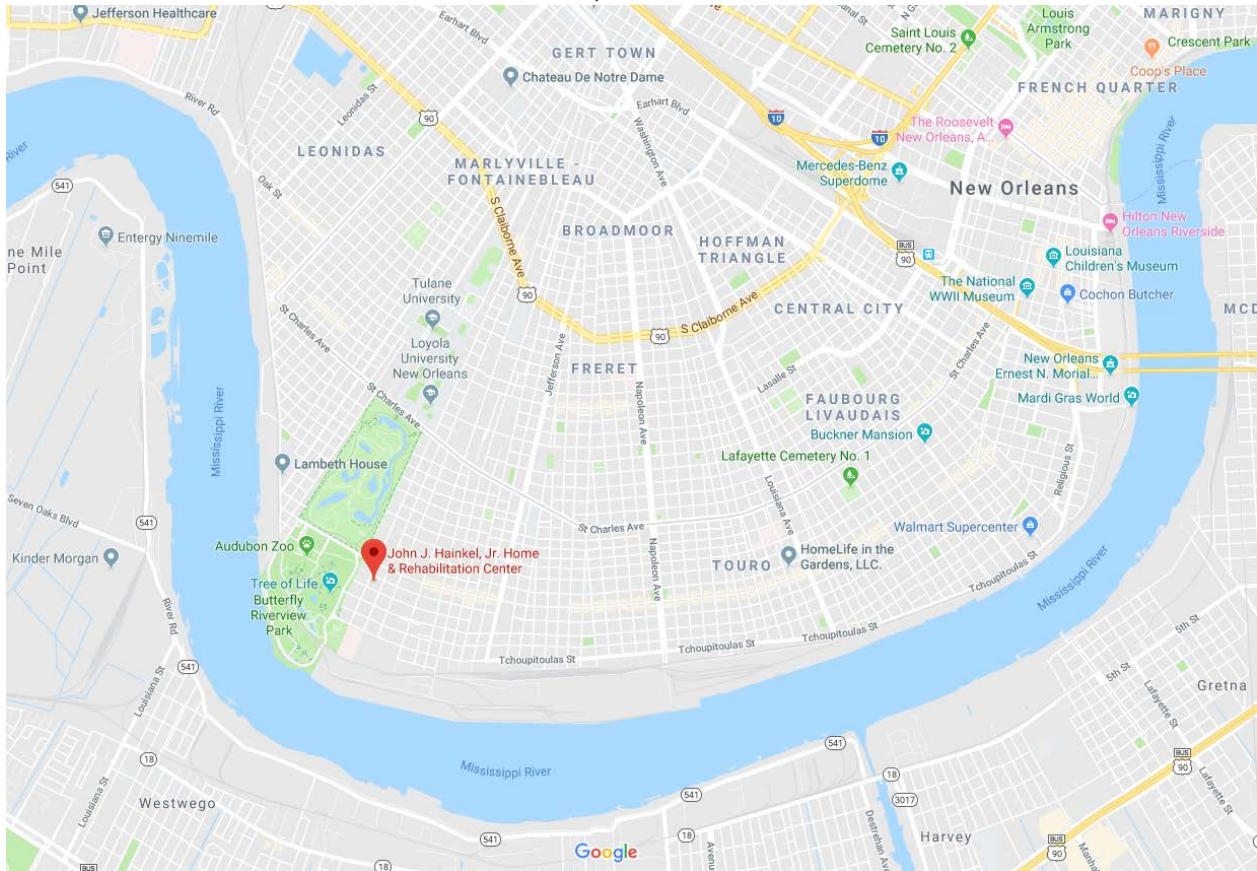
Enclosures

ATTACHMENT II

JOHN J.HAINKEL, JR HOME & REHABILITATION CENTER Located at 612 Henry Clay Ave.,
New Orleans, Louisiana 70118

The Hainkel Home property has two buildings located at 612 Henry Clay Avenue, New Orleans Louisiana 70118. The two buildings, Rehabilitation Hospital (two stories, 73,044 SF) and Maintenance Warehouse (one story, 1,632 SF), total 74,676 square feet.

FIGURE 1. THE HAINKEL HOME SITE LOCATION
THE HAINKEL HOME LOCATED AT 612 HENRY CLAY AVENUE,
NEW ORLEANS, LOUISIANA 70118.



PROPERTY DESCRIPTION John J. Hainkel, Jr. Home and Rehabilitation Center and Maintenance Warehouse

PROPERTY DESCRIPTION:

The property includes the entire SQ 22 (previous lots 1 through 24), Burtheville 6th Municipal District of New Orleans, fronting 289FT on Henry Clay Avenue and bounded by Patton Street, Constance Street, and Calhoun Street. The land area totals 90,746 square feet or 2.08 acres. Two buildings are located on the property.

FIGURE 1. THE HAINKEL HOME PROPERTY DESCRIPTION

TWO BUILDINGS ARE ON SQUARE 22 IN THE SIXTH MUNICIPAL DISTRICT OF NEW ORLEANS

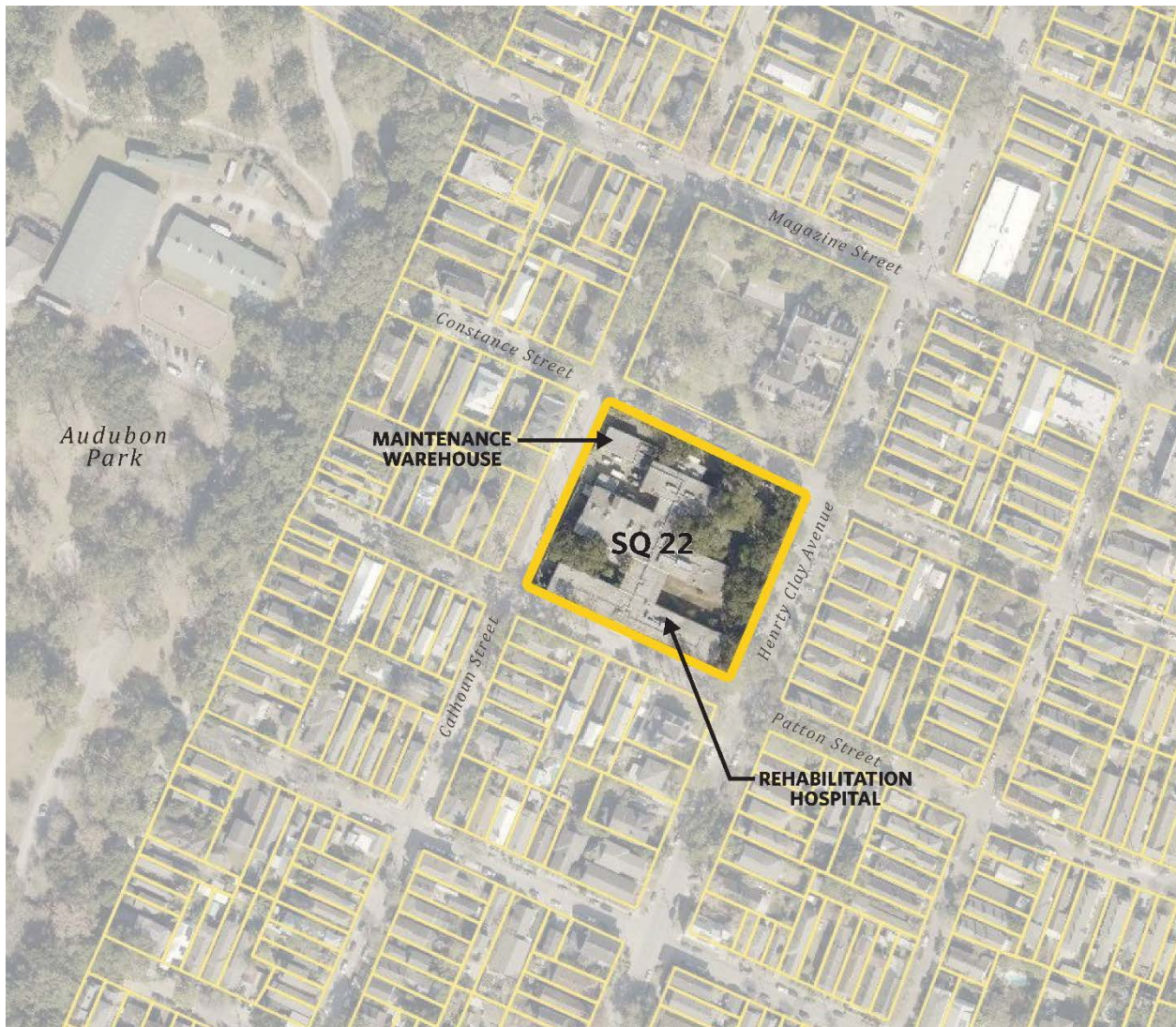


FIGURE 2. FRONT VIEW
THE HAINKEL HOME FACING HENRY CLAY

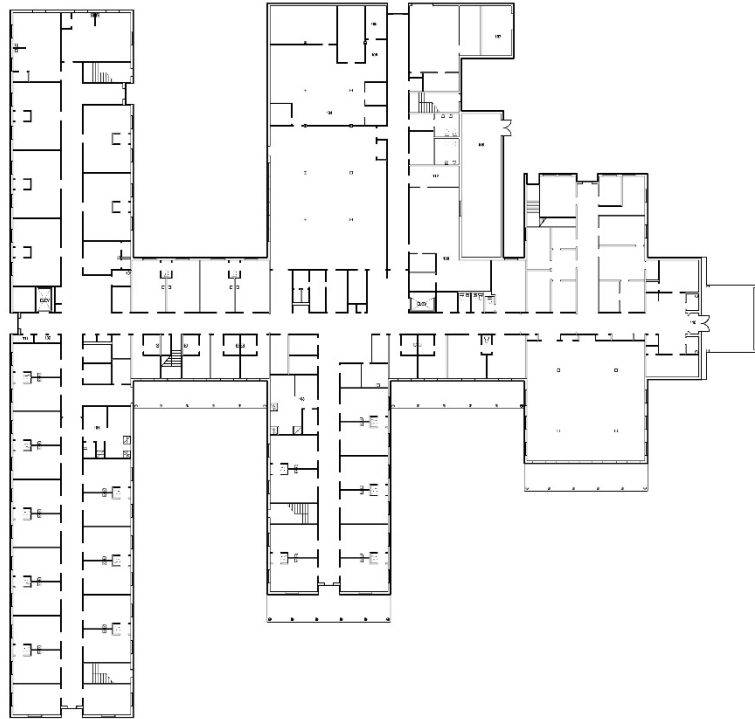


FIGURE 3. REAR VIEW
CORNER OF CONSTANCE AND CALHOUN

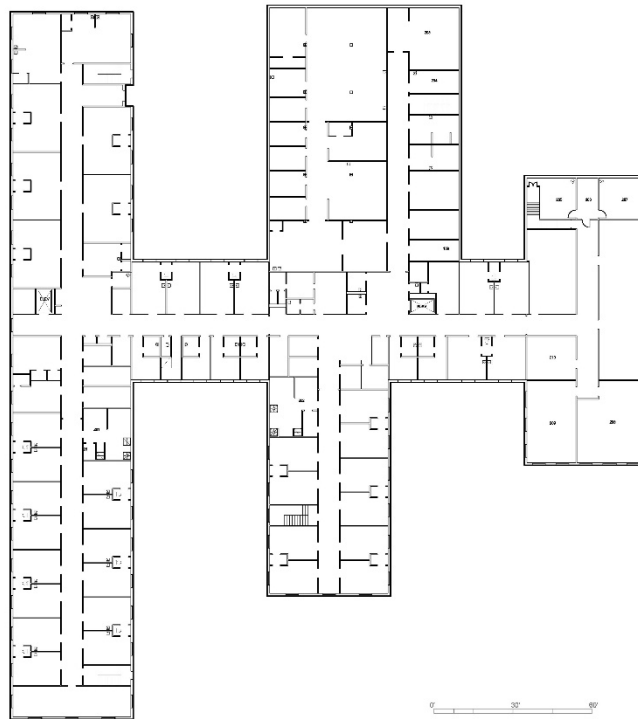


FLOOR PLANS John J. Hainkel, Jr. Home and Rehabilitation Center

FIGURE 1. THE HAINKEL HOME FLOOR PLANS
THE FLOOR PLANS FOR FIRST AND SECOND FLOOR



FLOOR ONE



FLOOR TWO

ATTACHMENT III

STATE OF LOUISIANA

COOPERATIVE ENDEAVOR AGREEMENT

THIS COOPERATIVE ENDEAVOR AGREEMENT (“Agreement”) is made and entered into this ___ day of _____ 2019 (the “Effective Date”), by and between the Board of Supervisors of Louisiana State University and Agricultural and Mechanical College (“LSU”), and Audubon Retirement Village, Inc. (“ARV”), a Louisiana non-profit corporation and wholly owned subsidiary of Louisiana Children’s Medical Center. The Louisiana Department of Health, acting through its Secretary (“LDH”), joins in execution of this Agreement solely for purposes of acknowledging and agreeing to the Recitals, Section 3.1, Article IV, Section 5.1, Section 5.2, Section 5.5, Section 5.6, Article VI and Article IX, and shall have no other rights or obligations hereunder. LSU and ARV may be referred to together as the "Parties," and each, a "Party." LDH shall be specifically referred to with respect to any rights or obligations of LDH under this Agreement.

RECITALS

WHEREAS, Article VII, Section 14(c) of the Constitution of the State of Louisiana provides that “for a public purpose, the state and its political subdivisions...may engage in cooperative endeavors with each other, with the United States or its agencies, or with any public or private association, corporation, or individual;”

WHEREAS, LDH, through its Office of Aging and Adult Services, owns and operates a licensed and Medicare certified nursing facility located at 612 Henry Clay Avenue, New Orleans, Louisiana, 70118, doing business as the “John J. Hainkel Jr. Home and Rehabilitation Center” (the “Nursing Home”);

WHEREAS, LDH assumed the operations for the Nursing Home in June 2018, and currently maintains the nursing home license, facility need review approval (“CON”), Medicare and Medicaid provider numbers, and other licenses and permits necessary for the operation of the Nursing Home;

WHEREAS, the population demographics of Louisiana indicate the demand for geriatric services will expand over the next several decades due to growth in the geriatric population, which will increase demand for qualified healthcare professionals to meet the broad range of healthcare needs of aging citizens and those in nursing homes;

WHEREAS, LSU is a leader in educating and training the future healthcare workforce in the region and throughout the state;

WHEREAS, in-depth educational and clinical training experiences in geriatrics are integral to students in medicine, physical therapy, occupational therapy, speech pathology, nursing, and

geriatric dentistry, and geriatric research opportunities are also an important component linked to healthy aging and improved quality of life for the elderly;

WHEREAS, LSU desires to expand geriatric educational experiences for its students, while enhancing clinical opportunities for residents and faculty through an affiliated partnership;

WHEREAS, the Nursing Home is at risk of closure, and LSU has identified a unique opportunity to partner with ARV and its affiliates to stabilize and improve operations of the Nursing Home, and enhance access and quality of care,

WHEREAS, ARV's affiliates have (i) experience in hospital and nursing home operations and finances, (ii) ongoing academic relationships with LSU, and (iii) other academic and community organizations throughout New Orleans and Louisiana, and ARV and its affiliates are committed to the growth and expansion of the charitable clinical, teaching, and research missions in the communities they serve;

WHEREAS, in order to maintain the viability of the Nursing Home, and to enhance medical education and training opportunities, particularly in the area of geriatric medicine, LSU desires ARV to operate the Nursing Home as a skilled nursing facility where geriatric medical education programs will be emphasized and administered (a "Geriatric Training Nursing Facility" or "GTNF") pursuant to a public/private partnership;

WHEREAS, contemporaneously with the Effective Date hereof, LDH is conveying to LSU all property, facilities and equipment, and the right to use the CON, associated with the Nursing Home pursuant to a Cooperative Endeavor Agreement by and between LDH and LSU (the "LDH/LSU CEA") and documents ancillary thereto;

WHEREAS, pursuant to the LDH/LSU CEA, LSU has selected ARV as the Designated Operator (as such term is defined in the LDH/LSU CEA) of the Nursing Home;

WHEREAS, contemporaneously with the Effective Date hereof, LSU is leasing the immovable property and equipment currently owned by LDH to ARV pursuant to a lease agreement and providing for ARV to use and utilize the CON pursuant to a use and utilization agreement, all for fair market value, as determined by an independent third party appraiser;

WHEREAS, as of the Effective Date, ARV will receive or apply for, as applicable, rights to the CON, Medicare and Medicaid provider numbers, and all other licenses and permits applicable and necessary for ARV to assume operations of the Nursing Home;

WHEREAS, LDH has the authority to enter into this Agreement as evidenced by its governmental purpose specifically mentioned in La. R.S. 36:251, *et seq.*, as well as the powers granted by the Louisiana Constitution;

WHEREAS, LSU has the legal authority to enter into this Agreement, as well as related lease, affiliations, and other agreements, to facilitate and advance the goals herein;

WHEREAS, the purpose of this CEA is the collaboration among LDH, LSU, and ARV to establish an innovative nursing facility where much needed graduate medical education will be

conducted to train physicians and allied health professionals in the provision of care to the elderly and needy residents of Louisiana (the “GTNF Program”).

WHEREAS, the transfer or expenditure of public funds or property in connection with this Agreement is not a gratuitous donation; and

WHEREAS, the Parties recognize this Agreement has been presented to and reviewed by the Louisiana Legislature’s Joint Legislative Committee on the Budget.

NOW, THEREFORE, in consideration of the mutual covenants set forth herein, and other good and valuable consideration, the receipt and sufficiency of which are hereby acknowledged, the Parties agree as follows:

**ARTICLE I.
PUBLIC PURPOSE AND MONITORING**

Section 1.1 Public Purpose. In accordance with Article 7, Section 14(c) of the Louisiana Constitution, the Parties enter into this CEA for the public purpose of operating the Nursing Home in a manner that promotes, enhances, and supports high quality skilled nursing care to the State’s low income and needy populations, and the creation of the GTNF Program (“Public Purpose”). ARV shall continuously work in collaboration with LSU and use commercially reasonable efforts to achieve the Public Purpose through its operation of the Nursing Home, all in accordance with applicable law.

Section 1.2 Monitoring. LSU shall designate an individual (the “Contract Monitor”) to be responsible for determining whether this Agreement is achieving the Public Purpose for which it is intended. LSU will evaluate, in good faith and on an ongoing, continuous basis: (a) whether the Nursing Home is being operated in a manner that is consistent with and promotes the Public Purpose, and (b) whether this partnership is achieving the Public Purpose. If LSU determines in good faith that the Public Purpose is not being achieved by this Agreement, LSU and ARV will work collaboratively to address such issues and to achieve the Public Purpose.

**ARTICLE II.
MEDICAL EDUCATION SUPPORT**

Section 2.1 Medical Education Agreement(s). Recognizing the importance of the GTNF Program to LSU and the Nursing Home’s operations, ARV, or one its affiliates, and LSU will enter into one or more academic affiliation and/or professional services agreements, as necessary and required for LSU and ARV to collaborate to establish the GTNF Program, and thereby enhance the services provided at the Geriatric Training Nursing Facility. Among other things, such agreement(s) will provide that (i) LSU maintains ultimate authority over its academic programs, policies and procedures as they directly relate to the LSU faculty, residents and students, and (ii) ARV or its affiliate, as applicable, maintains ultimate authority over the business, management, policies, operations and assets of the Nursing Facility, subject to the terms of this Agreement, including, without limitation, ARV’s obligations to operate the Nursing Facility in accordance with the Public Purpose.

**ARTICLE III.
FACILITIES & CON**

Section 3.1 Transfer of Property and CON to LSU. On or before the Effective Date and subject to the terms and conditions of this Agreement, LDH shall take all necessary actions required to transfer (i) ownership of the Nursing Home property, facilities and equipment, and (ii) the right to use the CON, to LSU. Upon such transfer, LDH shall have no further obligations to maintain and insure the Nursing Home.

Section 3.2 Lease of Facilities and Equipment. Contemporaneously with and subject to the terms and conditions of this Agreement, LSU and ARV are entering into that certain Nursing Home Lease Agreement (“Lease”), attached hereto as Exhibit 3.2. Under the Lease, LSU agrees to take all the necessary actions required to transfer possession of the Nursing Home property, equipment and facilities to ARV, as of the Effective Date. The Lease shall include all real property and equipment used for the Nursing Home operations and owned by LSU (collectively, the “Leased Assets”), free and clear of all liens, claims, security interests, charges, privileges, pledges, mortgages, deeds of trust or encumbrances, except as may be described and agreed to in the Lease.

Section 3.3 Use of CON. Contemporaneously with and subject to the terms and conditions of this Agreement, LSU and ARV are entering into that certain Certificate of Need Use and Utilization Agreement (the “CON Agreement”), attached hereto as Exhibit 3.3. Under the CON Agreement, LSU agrees to take all the necessary actions required to allow ARV to use and utilize the CON, including, without limitation, the associated Medicaid billing privileges, as of the Effective Date.

**ARTICLE IV.
CONSUMABLES AND INVENTORY**

Section 4.1 Transfer and Purchase of Inventory. All usable inventories of (i) supplies, drugs, food, and other disposables, and (ii) tangible assets valued at less than one thousand dollars (\$1,000.00) that are untagged and untracked by LDH, are unencumbered, and on hand at the Nursing Home ("Inventory") will be transferred to LSU as of the Effective Date. Contemporaneously therewith, ARV will purchase the Inventory from LSU for fair market value, as determined through a physical inventory conducted by LDH no more than five (5) days prior to the Effective Date.

**ARTICLE V.
ARV’S OBLIGATIONS**

Section 5.1 Public Purpose. ARV shall at all times manage and operate the Nursing Home in furtherance of the Public Purpose. In fulfillment of the Public Purpose, ARV will use reasonable efforts to provide a wide range of services at the Nursing Home; provided, however, that ARV shall not be obligated to provide higher cost, specialized services, such as technology dependent care, rehabilitation services, or nursing facility complex care services unless ARV determines, in its sole discretion, that such services are operationally feasible.

Section 5.2 Cost Reporting. In achieving the Public Purpose, ARV will access the services and resources of its affiliated hospital providers and professionals in order to support the Nursing Home operations and GTNF Program, and agrees to report to LDH on an annual basis the total operational costs for the Nursing Home. LDH acknowledges and agrees that such costs may include direct and indirect costs of operating the Nursing Home, including costs that are attributable to ARV's affiliated providers.

Section 5.3 Provider Numbers. ARV shall promptly apply for and obtain the provider numbers needed for ARV to bill and collect payment for services from Medicare, Medicaid, other third-party payers and patients.

Section 5.4 Management and Operations. ARV, either directly or by contract with a third party, shall manage and operate the Nursing Home in accordance with industry standards, including, without limitation, performance of the following functions:

- (a) Third party reimbursement strategy and compliance;
- (b) Financial operations support, including patient accounting and receivables management, business office operations and process improvement;
- (c) Capital expenditure analysis and evaluation;
- (d) Marketing;
- (e) Construction and equipment planning;
- (f) Financial planning and budgeting;
- (g) Accounting;
- (h) Human resources;
- (i) Internal audit;
- (j) Purchasing and materials management;
- (k) Information services.

Section 5.5 Medical and Professional Matters. ARV shall provide the infrastructure, including clinical and administrative staff support, needed to assure that the GTNF delivers high quality services. ARV shall not, however, be responsible for the quality of professional services provided by LSU's physicians, residents, medical students, allied health professionals or allied health professional students.

Section 5.6 CMS Star Rating. In accordance with LSU's obligations under the LDH/LSU CEA, ARV will endeavor to attain at least a 4-star rating for the GTNF as provided for by the Centers for Medicare and Medicaid Services ("CMS") 5-star quality rating program. If this rating is not achieved within three (3) calendar years of the Effective Date, ARV will provide a

corrective action plan to LSU within ten (10) days of the failure to achieve such rating after the applicable time period, and LSU will provide the corrective action plan to LDH within five (5) business days of receipt from ARV. LDH shall respond to the proposed corrective action plan within three (3) business days. If LDH does not agree with the corrective action plan as submitted, the Parties agree to convene a meeting with LDH to discuss amendments thereto in good faith. If LDH agrees with the corrective action plan as submitted, ARV will immediately begin the implementation of the plan. Further, ARV agrees to provide monthly reports on the implementation of the plan with particular focus on what portions of the plan are working, what portions of the plan are ineffective, and possible alterations of ineffective portions to LSU and LDH.

Section 5.7 Obligations Upon Facility Closure. If LDH or LSU decide to terminate the Nursing Home's operations as a GTNF or otherwise as a long-term care facility, ARV shall cooperate and work with LDH and LSU to assure an orderly transition and wind-down of operations, including, without limitation, procuring placement of residents at other appropriate facilities.

ARTICLE VI. LDH OBLIGATIONS, REPRESENTATIONS AND WARRANTIES

Section 6.1 Licenses, Permits, and Provider Numbers. LDH represents and warrants that the Nursing Home is licensed by LDH as a 142-bed nursing facility consistent with the applicable laws of the State of Louisiana. LDH further represents and warrants that LDH holds all material Permits necessary for the operation of the Nursing Home as currently operated, and that all such Permits are in full force and effect. Schedule 6.1 sets forth a list of all Permits held by LDH in connection with the operation of the Nursing Home. For purposes of this Agreement, "Permit" means any license, permit, or accreditation required to be issued by any governmental authority or accrediting body. With respect to the license for the Nursing Home, the LDH Health Standards Section will process a duly completed Change of Ownership (CHOW) packet upon submission by ARV in accordance with the requirements thereof. Assuming a duly completed CHOW packet is submitted by ARV to LDH, and ARV meets licensing criteria, LDH will issue a new nursing home license in the name of ARV, effective as of the Effective Date. Further, LDH shall cooperate with ARV in the preparation and submission of the CMS form 855A and such other forms, as necessary for ARV to assume the Medicare and Medicaid provider numbers for the Nursing Home.

Section 6.2 Cost Reports. LDH will timely prepare and file all cost reports relating to cost reporting periods ending prior to the Effective Date, including terminating cost reports for any government program (the "LDH Cost Reports"). Such LDH Cost Reports shall accurately reflect in all material respects the information required to be included thereon and shall not claim reimbursement in any amount in excess of the amounts allowed by applicable laws or agreements. ARV agrees to cooperate with LDH in the preparation of LDH Cost Reports, including making available to LDH information and records necessary for the preparation of LDH Cost Reports.

Section 6.3 Material Contracts/Resident Agreements. Subject to the terms thereof, LDH will assign to ARV such contracts and resident agreements as ARV may determine are in its best

interests to assume. To the extent any such contracts or agreements are not assignable without consent, LDH will work in good faith to obtain such consent.

Section 6.4 Transition Patients.

(a) Transition Patient Receivables. To appropriately allocate payments received by ARV with respect to services provided to patients admitted to the Nursing Home prior to the Effective Date, but not yet discharged as of the Effective Date ("Transition Patients"), ARV will prepare claims for the Transition Patients following the Effective Date ("Transition Patient Receivables"). If ARV receives any payments on any Transition Patient Receivable, ARV will pay LDH an amount equal to (x) the payments (including deposits, deductibles and co-payments paid) with respect to the applicable Transition Patient Receivable multiplied by a fraction, the numerator of which shall be the total charges for the services provided to the applicable Transition Patient prior to the Effective Date, and the denominator of which shall be the sum of the total charges of the services provided to the applicable Transition Patient prior to and after the Effective Date (including charges for medicine, drugs and supplies), minus (y) any deposits, deductibles or co-payments paid by the applicable Transition Patient prior to the Effective Date. ARV will make all payments it is required to make under this Section 6.4(a) promptly, and in any event within thirty (30) business days of receipt of the applicable payments.

(b) Split Bill Transition Patients. Notwithstanding Section 6.4(a), to the extent a third party payor requires the LDH or ARV to submit split bills for Transition Patients (*i.e.*, a bill for any portion of the services provided prior to the Effective Date and a separate bill for any portion of the services provided after the Effective Date), (i) the provisions of Section 6.4(a) will not apply to billing and collection for such services, (ii) LDH will be responsible for billing and collection for all such pre-Effective Date services, and (iii) ARV will be responsible for billing and collection for all such post-Effective Date services.

Section 6.5 LDH Representations and Warranties. LDH further represents and warrants that the statements contained in this Section 6.5 are correct and complete, to the best of its knowledge, as of the Effective Date.

(a) Medicare and Medicaid Participation. All billing practices of LDH with respect to the Nursing Home to all third party payors, including government programs and private insurance companies, have been conducted in compliance in all material respects with applicable laws and/or billing guidelines of such third party payors and government programs. LDH has no outstanding liability under any government program or any third party payor program for any refund, overpayment, discount, or adjustment, other than routine, non-material adjustments incurred in the ordinary course of business. There is no material proceeding pending or threatened, involving any government program or any other third party payor programs.

(b) Compliance with Laws. Neither the Nursing Home nor its personnel have engaged in activities which are prohibited under any Health Care Law (defined below), or the regulations promulgated thereunder pursuant to such statutes, or related state or local statutes or regulations, or which are prohibited by rules of professional conduct, including the following: (i) knowingly and willfully making or causing to be made a false statement or representation of a fact in any application for any benefit or payment; (ii) knowingly and willfully making or causing to be made

any false statement or representation of a fact for use in determining rights to any benefit or payment; (iii) knowingly and willingly concealing any event affecting the initial or continued right to receive any benefit or payment with intent to fraudulently secure such benefit or payment in an amount or quantity greater than that which is due or which is authorized; or (iv) knowingly and willfully soliciting or receiving any remuneration (including any kickback, bribe, or rebate), directly or indirectly, overtly or covertly, in cash or in kind or offering to pay or receive such remuneration (1) in return for referring an individual to a person for the furnishing or arranging for the furnishing of any item or service for which payment may be made in whole or in part by Medicare or Medicaid, or (2) in return for purchasing, leasing, or ordering or arranging for or recommending purchasing, leasing, or ordering any good, facility, service or item for which payment may be made in whole or in part by Medicare or Medicaid. For purposes of this Agreement, “Health Care Law” means all applicable statutes, laws, ordinances, rules and regulations of any governmental authority with respect to regulatory or other matters primarily relating to healthcare providers and healthcare services (including, without limitation, Section 1128(b) of the Social Security Act, as amended, 42 U.S.C. § 1320a-7(b) (Criminal Penalties Involving Medicare or State Health Care Programs), commonly referred to as the “Federal Anti-Kickback Statute,” and the Social Security Act, as amended, § 1877, 42 U.S.C. § 1395nn (Prohibition Against Certain Referrals), commonly referred to as “Stark Statute”).

(c) Legal Proceedings. There is no legal proceeding or court order to which LDH is subject that would limit or affect LDH’s ability to enter into this Agreement.

(d) Insurance; Malpractice. All clinical personnel of the Nursing Home have been continuously insured for professional malpractice claims during the period during which such personnel have been authorized to provide professional medical, nursing or other health care services on behalf of LDH for the Nursing Home. No personnel providing services for the Nursing Home is in default with respect to any provision contained in any policy covering the professional acts of such personnel and none of them has failed to give any notice or present any claim under any such policy in a due and timely fashion.

Section 6.6 Indemnification. To induce ARV to operate the Nursing Home, including the full acceptance of the Nursing Home’s Medicare and Medicaid provider numbers, in accordance with this Agreement, to the extent permitted by law, LDH will indemnify ARV and LSU and their affiliates and subsidiaries, together with their directors, officers, managers and agents, as third party beneficiaries (individually an “Indemnified Party” and collectively the “Indemnified Parties”) for all costs, expenses, losses, damages, fines, penalties, forfeitures or liabilities (including, without limitation, interest which may be imposed by a court in connection therewith), court costs, litigation expenses, reasonable attorneys’ and paralegals’ fees and accounting fees (collectively, the “Damages”) incurred by ARV or LSU as a result of (A) a breach of any covenant, obligation, representation or warranty by LDH contained in this Agreement or in any other certificate, document, agreement, writing or instrument delivered by LDH in connection with this Agreement, (B) the actions or failure to act by LDH or the Nursing Home personnel, or (C) any Damages arising out of LDH's ownership or operation of the Nursing Home or its assets prior to the Effective Date.

Section 6.7 State Plan Amendment Notification. The LDH/LSU CEA provides that LDH will submit a State Plan Amendment to CMS to provide for Medicaid reimbursement for the

Nursing Home (the "SPA"), and that LDH retains sole discretion as the single state agency to repeal or amend the SPA. LDH hereby agrees to provide at least one hundred twenty (120) days' advance written notice to ARV in the event LDH intends to repeal or amend the SPA.

Section 6.8 Authority; Enforceability; No Conflict. LDH is a department of the State of Louisiana, validly existing under the laws of Louisiana, with full power and authority to perform its obligations under this Agreement. This Agreement constitutes the legal, valid, and binding obligation of LDH, enforceable against it in accordance with its terms, and, upon the execution and delivery by LDH of any document or agreement to be executed in connection with this Agreement, each other agreement will constitute the legal, valid, and binding obligation of LDH, enforceable against it in accordance with its terms. The execution and delivery of this Agreement will not: (a) contravene, conflict with, or result in a violation or breach of any of the terms or requirements of, or give any governmental authority applicable to LDH, the right to revoke, withdraw, suspend, cancel, terminate or modify any governmental authorization held by LDH; or (b) cause LSU or ARV to become subject to, or to become liable for, the payment of any liability of LDH.

ARTICLE VII. LSU REPRESENTATIONS AND WARRANTIES

LSU represents and warrants that the statements contained in this Article are correct and complete as of the Effective Date.

Section 7.1 Organization and Standing. LSU is a public constitutional corporation organized under the laws of Louisiana. LSU is validly existing and in good standing under the laws of Louisiana, with full power and authority to perform all of its obligations under this Agreement.

Section 7.2 Authority; No Conflict.

(a) This Agreement constitutes the legal, valid, and binding obligation of LSU, enforceable against it in accordance with its terms, and, upon the execution and delivery by LSU of any document or agreement to be executed in connection with this Agreement, each other agreement will constitute the legal, valid, and binding obligation of LSU, enforceable against it in accordance with its terms. LSU's Board of Supervisors has authorized the execution and delivery of this Agreement and such other documents to which it is a party and the performance of all of LSU's obligations hereunder and thereunder. A copy of the authorizing consent resolution or meeting minutes as certified by LSU's board secretary is attached as Exhibit 7.2(a).

(b) The execution and delivery of this Agreement will not:

- (i) result in a breach of any resolution adopted by LSU's Board of Supervisors;
- (ii) contravene, conflict with, or result in a violation or breach of any of the terms or requirements of, or give any governmental authority applicable to LSU, the right to revoke, withdraw, suspend, cancel, terminate or modify any governmental authorization held by LSU, including but not limited to the transfers of property contemplated hereunder; or

(iii) cause ARV to become subject to, or to become liable for, the payment of any liability of LSU.

**ARTICLE VIII.
ARV REPRESENTATIONS AND WARRANTIES**

ARV represents and warrants that the statements contained in this Article are correct and complete as of the Effective Date.

Section 8.1 Organization and Standing. ARV is validly existing and in good standing under the laws of the State of Louisiana, with full power and authority to conduct its operations as contemplated hereunder and to perform its obligations under this Agreement.

Section 8.2 Authority; Consent.

(a) ARV has all corporate right, power, legal capacity and authority to enter into and perform its obligations under this Agreement. No approvals or consents of any persons are necessary for the execution, delivery and performance of this Agreement by ARV, except those that have been obtained as of the Effective Date. The execution and delivery of this Agreement by ARV, and the performance by ARV of its obligations hereunder, have been duly authorized by all necessary corporate action. This Agreement constitutes the legal, valid, and binding obligation of ARV, enforceable against it in accordance with its terms, and, upon the execution and delivery by ARV of any document or agreement to be executed in connection with this Agreement, each other agreement will constitute the legal, valid, and binding obligation of ARV, enforceable against it in accordance with its terms. A copy of the authorizing consent resolution of ARV'S board is attached as Exhibit 8.2(a).

(b) The execution and delivery of this Agreement will not:

(i) result in a breach of any governing documents or resolution adopted by ARV's board;

(ii) contravene, conflict with, or result in a violation or breach of any of the terms or requirements of, or give any governmental authority applicable to ARV, the right to revoke, withdraw, suspend, cancel, terminate or modify any governmental authorization held by ARV; or

(iii) cause LSU to become subject to, or to become liable for, the payment of any liability of ARV.

**ARTICLE IX.
TERM AND TERMINATION**

Section 9.1 Term. The term of this Agreement shall begin on the Effective Date and shall expire five (5) years thereafter (the "Initial Term"). Upon expiration of the Initial Term, this Agreement shall automatically renew for two (2) consecutive Renewal Terms of five (5) years under the same terms and conditions herein (each, a "Renewal Term"), unless a Party provides the

other Party with at least one hundred twenty (120) days' advance notice, prior to the expiration of the then-current term of its intent not to renew this Agreement.

Section 9.2 Termination.

(a) Termination for Cause. If either LSU or ARV provides written notice to the other of the breach of a material term of this Agreement, the breaching Party shall have sixty (60) calendar days after written notice is received to correct the breach. If the breaching Party fails to correct the breach within such sixty (60) calendar days, the Party sending notice may terminate this Agreement by sending written notice of termination. The notice of breach under this Section 9.2 shall specify with reasonable particularity the nature and extent of the material breach for which notice has been made.

(b) Termination for Convenience. This Agreement may be terminated by ARV with or without cause upon sixty (60) calendar days' prior written notice to LSU. In determining whether to exercise its without cause right, ARV will act in good faith and with full consideration of the ability of the Nursing Home to be financially viable and sustainable, which determination will be made by LCMC's (defined below) Board of Trustees only after taking into account input from LSU, provided that this shall not delay or extend the sixty (60) day period.

(c) Termination Under Specified Circumstances. Regardless of any other provision of this Agreement, the Agreement shall automatically terminate upon the occurrence of any of the following events: (i) termination of the Nursing Home Hospital Lease; (ii) the inability of ARV to participate in, and bill, the Medicare or Medicaid programs; (iii) the inability of ARV to maintain a nursing home license; or (iv) termination of the LDH/LSU CEA. Notwithstanding the foregoing, any decision by LSU to terminate the LDH/LSU CEA under Section 6.1 thereof, based on a determination that the GTNF is no longer needed to serve its education, research, and clinical care missions, shall be subject to, and contingent upon, completion of the following process:

(i) LSU shall provide one hundred eighty (180) days' advance written notice to ARV, which shall include a detailed description of LSU's basis for the same (a "GTNF Termination Notice");

(ii) Upon ARV's written request to LSU within thirty (30) days of ARV's receipt of a GTNF Termination Notice, LSU shall work with ARV in good faith for a period of up to ninety (90) days in an effort to develop an effective means of maintaining a GTNF (the "GTNF Determination Period");

(iii) If at the conclusion of such GTNF Determination Period, the Parties are unable to develop an effective means of maintaining a GTNF, or in the event ARV does not request a GTNF Determination Period, LSU may proceed to terminate the LDH/LSU CEA pursuant to Section 6.1 thereof.

(d) Legal Compliance. If (a) there is a change in any law, regulation or rule, state or federal, that affects this Agreement or the activities of any Party under this Agreement, or any change in the judicial or administrative interpretation of any such law, regulation or rule, or any of the provisions of this Agreement are found to be in violation of the laws existing at the time of such determination, and (b) any Party reasonably believes in good faith that the change,

interpretation or determination will have a material adverse effect on that Party's business operations or its rights or obligations under this Agreement, then the Party may, upon written notice, require the other Party to enter into good faith negotiations to renegotiate the terms of this Agreement and to take any action necessary to maintain compliance with such laws, rules or regulations. If the Parties are unable to reach an agreement concerning the modification of this Agreement within the earlier of thirty (30) calendar days after the date of the notice seeking renegotiation or the effective date of the change, then either Party may immediately terminate this Agreement by written notice to the other Party.

(e) Termination by Mutual Consent. This Agreement, or the obligations under any of the Agreements hereto, may be terminated by the mutual, written consent of the Parties.

(f) Effect of Termination.

(i) The Lease and CON Agreement will terminate and each Party shall surrender possession of and deliver to the other Party all property belonging to the other Party, update and complete all files, records, and charts and cooperate with each other as may be necessary to insure uninterrupted treatment of patients.

(ii) ARV shall vacate the Leased Premises.

(iii) Each Party shall further cooperate in the defense of any claims or suits for acts or omissions occurring during the term of this Agreement.

ARTICLE X. GENERAL PROVISIONS

Section 10.1 Interpretation. In this Agreement, unless a clear contrary intention appears:

(a) the singular number includes the plural number and vice versa;

(b) reference to any person includes such person's successors and assigns but, if applicable, only if such successors and assigns are not prohibited by this Agreement, and reference to a person in a particular capacity excludes such person in any other capacity or individually;

(c) reference to any gender includes the other gender;

(d) reference to any agreement, document, or instrument means such agreement, document, or instrument as amended or modified and in effect from time to time in accordance with the terms thereof;

(e) "hereunder," "hereof," "hereto," and words of similar import shall be deemed references to this Agreement as a whole and not to any particular Article, Section or other provision hereof;

(f) “including” (and with correlative meaning “include”) means including without limiting the generality of any description preceding such term;

(g) “or” is used in the inclusive sense of “and/or”;

(h) with respect to the determination of any period of time, “from” means “from and including” and “to” means “to but excluding”;

(i) references to “day” shall mean a calendar day; and

(j) references to documents, instruments or agreements shall be deemed to refer as well to all addenda, exhibits, schedules or amendments thereto.

Section 10.2 Legal Representation of the Parties. This Agreement was negotiated by the signatories hereto with the benefit of legal representation, and any rule of construction or interpretation otherwise requiring this Agreement to be construed or interpreted against any signatory hereto shall not apply to any construction or interpretation hereof.

Section 10.3 Expenses. Except as otherwise provided in this Agreement, each Party to this Agreement will bear its respective fees and expenses incurred in connection with the preparation, negotiation, execution, and performance of this Agreement, including all fees and expense of its representatives. If this Agreement is terminated, the obligation of each Party to pay its own fees and expenses will be subject to any rights of such Party arising from a Breach of this Agreement by another Party.

Section 10.4 Public Announcements. Any public announcement, press release, or similar publicity with respect to this Agreement will be issued, if at all, at such time and in such manner as the Parties shall mutually determine.

Section 10.5 Marketing and Use of Nursing Home Name. ARV will work in good faith with LSU to develop a mutually agreeable marketing program for the nursing home.

Section 10.6 Public Records Request. The financial and other records created by, for or otherwise belonging to ARV shall remain in the possession, custody, and control of ARV, regardless of whether, or the method by which, LSU reviews and/or audits such records in connection with the rights and obligations of this Agreement. LSU and ARV consider records of ARV to be proprietary to ARV, and, to the extent that ARV makes any such records or documents available to LSU, such records shall be clearly marked as confidential and/or proprietary to indicate its position that such records or documents are not public records. To the extent a public records request is received by LSU pursuant to La. R.S. 44:1, et seq. (the “Public Records Act”) which may include documents marked as confidential and/or proprietary to ARV, LSU will use its best efforts to give notice to ARV that LSU has received such a public records request prior to producing any documents considered to be proprietary to ARV, and if such notice cannot be provided to ARV before LSU is required to produce such documents, LSU shall provide notice to ARV as soon thereafter as possible. In the event that ARV objects to the production and believes that the records are not subject to production pursuant to the Public Records Act, ARV will immediately so notify LSU in writing and take such action as ARV deems necessary to protect the disclosure of such records.

Section 10.7 Notices. Except as otherwise provided in this Agreement, any notice, payment, demand, request, or communication required or permitted to be given by any provision of this Agreement shall be in writing and shall be duly given by the applicable Party if personally delivered to the applicable Party, or if sent certified or registered mail, at its address set forth below:

If to LSU:

Board of Supervisors of Louisiana State University
and Agricultural and Mechanical College
3810 West Lakeshore Drive
Baton Rouge, LA 70808
Attention: President

With a copy to:

Louisiana State University
3810 West Lakeshore Drive
Baton Rouge, LA 70808
Attention : General Counsel

If to ARV:

LCMC Health
210 State Street
New Orleans, LA 70118
Attention: Suzanne Haggard, LCMC CFO

With a copy to:

Baker Donelson, Bearman, Caldwell,
& Berkowitz, P.C. Baker Donelson
450 Laurel Street
21st Floor Chase Tower North
Baton Rouge, LA 70801
Attention: Sean L. Finan, Esq.

If to LDH:

Louisiana Department of Health
628 N. Fourth Street
P.O. Box 629
Baton Rouge, Louisiana 70821-0629
Attention: Secretary

With a copy to:

Louisiana Department of Health
628 N. Fourth Street
P.O. Box 629
Baton Rouge, Louisiana 70821-0629
Attention: Stephen Russo, Esq.

or to such other address as such Party may from time to time specify by written notice to the other Party. Any such notice shall, for all purposes, be deemed to be given and received: (a) if by hand, when delivered; (b) if given by nationally recognized and reputable overnight delivery service, the business day on which the notice is actually received by the Party; or (c) if given by certified mail, return receipt requested, postage prepaid, three (3) Business Days after posted with the United States Postal Service.

Section 10.8 Jurisdiction; Service of Process. Any Proceeding arising out of or relating to this Agreement shall be brought in the Nineteenth Judicial District for the Parish of East Baton Rouge, State of Louisiana. The Parties agree that any of them may file a copy of this Section with any court as written evidence of the knowing, voluntary, and bargained agreement between the Parties irrevocably to waive any objections to venue or to convenience of forum as set forth

hereinabove. Process in any lawsuit referred to in the first sentence of this section may be served on any party anywhere in the world.

Section 10.9 Entire Agreement and Modification. This Agreement supersedes all prior agreements, whether written or oral, among the Parties with respect to its subject matter and constitutes (along with the other documents and Exhibits delivered pursuant to this Agreement) a complete and exclusive statement of the terms of the agreement between the Parties with respect to its subject matter. This Agreement may not be amended, supplemented, or otherwise modified except by a written agreement executed by LSU, LDH, and ARV.

Section 10.10 Assignments, Successors and No Third-Party Rights. No Party may assign any of its rights or delegate any of its obligations under this Agreement without the prior written consent of the other Parties. Subject to the preceding sentence, this Agreement will apply to, be binding in all respects upon and inure to the benefit of the successors and permitted assigns of the Parties. Nothing expressed or referred to in this Agreement will be construed to give any party other than the Parties to this Agreement any legal or equitable right, remedy, or claim under or with respect to this Agreement or any provision of this Agreement, except such rights as shall inure to a successor or permitted assignee pursuant to this Section.

Section 10.11 Severability. If any provision of this Agreement is held invalid or unenforceable by any court of competent jurisdiction, the other provisions of this Agreement will remain in full force and effect. Any provision of this Agreement held invalid or unenforceable only in part or degree will remain in full force and effect to the extent not held invalid or unenforceable.

Section 10.12 Construction. The headings of Articles and Sections in this Agreement are provided for convenience only and will not affect its construction or interpretation. All references to “Articles and “Sections” refer to the corresponding Articles and Sections of this Agreement.

Section 10.13 Time of Essence. With regard to all dates and time periods set forth or referred to in this Agreement, time is of the essence.

Section 10.14 Governing Law. This Agreement will be governed by and construed under the laws of the State of Louisiana without regard to conflicts-of-laws principles that would require the application of any other law.

Section 10.15 Execution of Agreement. This Agreement may be executed in one or more counterparts, each of which will be deemed to be an original copy of this Agreement and all of which, when taken together, will be deemed to constitute one and the same agreement. The exchange of copies of this Agreement and of signature pages by facsimile transmission shall constitute effective execution and delivery of this Agreement as to the Parties and may be used in lieu of the original Agreement for all purposes. Signatures of the Parties transmitted by facsimile shall be deemed to be their original signatures for all purposes.

Section 10.16 Compliance with Health Care Laws. This Agreement is intended to comply with all Health Care Laws and nothing herein is intended to require, nor shall the Agreement be construed or interpreted as requiring, directly or indirectly, explicitly or implicitly, any Party to take any action that would violate any Health Care Law.

Section 10.17 Access to Records. To the extent that the services provided under this Agreement are deemed by the Secretary of the Department of Health and Human Services, the U.S. Comptroller General, or the Secretary's or Comptroller's delegate, to be subject to the provisions of Section 952 of Public Law 96-499, the Parties, until the expiration of four (4) years subsequent to the furnishing of services under this Agreement, shall make available, upon written request to the Secretary, the Comptroller, or any of their duly authorized representatives, this Agreement, and the books, documents, and records of the Parties that are necessary to certify the nature and extent of the charges to each Party. If any Party carries out any of its duties under the Agreement through a subcontract with a value of \$10,000 or more over a twelve (12)-month period with a related organization (as that term is defined with regard to a provider in 42 C.F.R. § 413.17(1)), such subcontract shall contain a clause to the effect that until the expiration of four (4) years after the furnishing of such services pursuant to such subcontract, the related organization upon written request shall make available to the Secretary, the Comptroller, or any of their duly authorized representatives, the subcontract, and books, documents, and records of such organization that are necessary to verify the nature and extent of such costs. If any Party is requested to disclose any books, documents, or records relevant to this Agreement for the purpose of an audit or investigation relating directly to the provision of services under this Agreement, such Party shall notify the other Parties of the nature and scope of such request and shall make available to the other Parties, upon written request, all such books, documents, or records. This Section is included pursuant to and is governed by the requirements of federal law. No attorney-client, accountant-client, or other legal privilege will be deemed to have been waived by the Parties or any of the Parties' representatives by virtue of this Agreement.

Section 10.18 Name and Trademark. Except as provided in this Agreement, no Party will use any other Party's name, symbol, or trademark in any marketing, advertising, or any other public communications without the prior written consent of such Party regarding the use of its name, symbol, or trademark.

Section 10.19 ARV Not Intended to be Public Body. Nothing in this Agreement is intended, and it is not the intent of the Parties to cause or result in ARV being considered a public or quasi-public body, governmental authority or subdivision thereof, other public entity, or otherwise subject to public inspection laws of the State and/or public audit or other disclosure procedures generally applicable to public bodies in the State.

Section 10.20 Legislative Auditor. It is hereby agreed that the State and/or the Legislative Auditor shall have the option of auditing all accounts of ARV which relate to this Agreement. Such audits shall be at the expense of the State or the Legislative Auditor and shall be done during customary business hours.

Section 10.21 Nondiscrimination Clause. ARV agrees to abide by the requirements of the following as applicable: Title VI of the Civil Rights Act of 1964 and Title VII of the Civil Rights Act of 1964, as amended by the Equal Employment Opportunity Act of 1972, Federal Executive Order 11246 as amended, the Rehabilitation Act of 1973, as amended, the Vietnam Era Veteran's Readjustment Assistance Act of 1974, Title IX of the Education Amendments of 1972, the Age Discrimination Act of 1975, the Fair Housing Act of 1968 as amended, and the Americans with Disabilities Act of 1990. ARV agrees not to discriminate in its employment practices, and will

render services under this Agreement without regard to race, color, religion, sex, national origin, veteran status, political affiliation, or disabilities.

Section 10.22 Appropriation of Funds. Obligations of any Public Party arising under this Agreements are contingent obligations and subject to appropriation of funds by the Louisiana Legislature. If the Louisiana Legislature fails to appropriate sufficient monies to provide for the continuation of the Agreement, or if such appropriation is reduced by the veto of the Governor or by any means provided in the appropriations act to prevent the total appropriation for the year from exceeding revenues for that year, or for any other lawful purpose, and the effect of such reduction is to provide insufficient monies for the continuation of the Agreement, ARV may terminate this Agreement, effective on the date of the beginning of the first fiscal year for which funds are not appropriated.

Section 10.23 LCMC Guaranty. Louisiana Children’s Medical Center, a Louisiana non-profit corporation ("LCMC"), hereby guarantees to LSU the performance of any and all obligations of ARV under this Agreement.

[Remainder of page intentionally left blank.]

[Signatures on following page.]

Signature page for Cooperative Endeavor Agreement by and among Board of Supervisors of Louisiana State University and Agricultural and Mechanical College, the Louisiana Division of Administration, acting through the Commissioner, the Louisiana Department of Health, and Audubon Retirement Village, Inc.

**BOARD OF SUPERVISORS OF LOUISIANA
STATE UNIVERSITY AND AGRICULTURAL
AND MECHANICAL COLLEGE**

By: _____
Name: _____
Title: _____

LOUISIANA DEPARTMENT OF HEALTH

By: _____
Name: _____
Title: _____

AUDUBON RETIREMENT VILLAGE, INC.

By: _____
Name: _____
Title: _____

Joining in execution solely for purposes of consenting to Sections 9.2(b) and 10.23:

LOUISIANA CHILDREN'S MEDICAL CENTER

By: _____
Name: _____
Title: _____

SCHEDULE 6.1
PERMITS (Attached)

EXHIBIT 3.2
LEASE (Attached)

EXHIBIT 3.3
CON AGREEMENT (Attached)

EXHIBIT 7.2(a)
LSU BOARD RESOLUTION (Attached)

EXHIBIT 8.2(a)
ARV BOARD RESOLUTION (Not Yet Available)



**Request from LSU Health Sciences Center –
New Orleans to Authorize the President to Determine an Acceptable
University Purpose
for the Purchase of Immovable Property
by the LSU Healthcare Network in La Place**

To: Members of the Board of Supervisors

Date: March 20, 2019

This is a significant board matter, pursuant to:

- 1) The Board’s Bylaws, Art. VII, Sec. 1.B:
 - B. The transfer of title or ownership to any immovable property to or from the Board, whether by sale, assignment, donation, or other mechanism; and
- 2) The Uniform Affiliation Agreement between the Louisiana State University Board of Supervisors and the LSU Healthcare Network, Section VI.B.1:

VI.B.1 Purchasing, leasing, or otherwise acquiring any rights in any immovable property for use as a clinic of other healthcare facility shall require a finding of an acceptable university purpose by the LSU Board of Supervisors, unless delegated by the Board in writing to the President; provided that a finding of an acceptable university purpose for a lease of 5,000 square feet or less of building space, and the lease of parking spaces, may be made by the Chancellor after giving timely prior notice to the LSU System President or his designee.

This matter will be presented to and approved by the LSU Healthcare Network Board of Directors on March 15, 2019.

1. Summary of the Matter

The LSU Healthcare Network (LSUHCN) is an affiliated entity of the LSU Health Sciences Center, New Orleans, functioning as a Faculty Group Practice that provides general support for its mission, including funding for faculty salaries and clinical sites for resident training. To further its mission, including expansion of healthcare in rural areas of Louisiana, the LSUHCN seeks to purchase an approximately 4,100 square foot building to house ambulatory clinics in La Place, Louisiana. This location has been identified as an area of opportunity due to a favorable payer mix, a significant number of LSU Medical Alumni who seek to send referrals to our clinics, and its immediate proximity to Southlake Surgery Center, of which LSUHCN acquired 33% ownership in 2018. A medical office in proximity to the surgery center will create synergies in our clinical operations and will expand the LSU Health brand.

2. Review of Business Plan

The recent change in ownership of the River Parishes Hospital in La Place has changed many of the healthcare referral patterns in that area. An ambulatory clinic in La Place would further the opportunity for LSUHCN to partner with community physicians who continue to practice independently from a major healthcare system and to provide access for our substantial patient population who need access to services in the River Parishes.

Currently, LSUHCN leases space in an existing medical clinic in La Place on a time-share basis. As we identify additional practitioners and specialties desirous of working in LSUHCN's South Lake Surgery Center venture, we have realized the need to acquire adjacent office space. Our current time-share arrangement cannot accommodate this growth.

The estimated purchase price of the building that can be readily repurposed into clinic space is \$800,000. The renovation is expected to take approximately six months and cost approximately \$450,000. Assuming fifteen-year useful life, the base cost per square foot would be \$20.25. In addition to the space that will be renovated for the initial phase of this project, there is an additional 50% of space under roof that could be readily converted to additional clinic space.

There is a conspicuous lack of viable medical office space in the La Place area, particularly in the higher traffic areas of the city, near the surgery center. Acquisition of land and buildout of similar space would cost approximately \$24 per square foot and would likely take two years to complete. La Place remains a market where none of the large health systems from New Orleans or Baton Rouge has fully reached. Being able to expand LSUHCN's presence in the market in six to eight months would hopefully provide a competitive advantage.

The specialties of Urology, Gastroenterology, Pain Management, and Plastic Surgery are already practicing in La Place and would utilize the ambulatory clinic. An offer has been extended to a General Surgeon who will begin practicing in the LSUHCN in March 2019, focused on La Place and the River Parishes. Additionally, there are opportunities to incorporate other specialties, such as ENT, Gynecology, and Cardiology. LSUHCN has a commitment from a large group of specialists already based in the region to lease half of the clinic space for five years at fair market value. Through its contribution of a guaranteed revenue stream, this tenant will significantly mitigate LSUHCN's risk associated with this project.

No LSU Health New Orleans or state appropriated funds are being contributed or pledged as part of this acquisition and LSU Health New Orleans is not a party to the Agreement.

3. Fiscal Impact

- LSUHCN will acquire real property in La Place at an estimated cost of \$800,000 and invest an additional \$450,000 for renovations in cash.
- An independent valuation of the property, including the building and its land, were obtained to validate the fair market value purchase price.
- Multiple estimates will be obtained prior to a contractor being selected for renovations.
- LSUHCN maintains independent insurance coverage, which is not through the State of Louisiana or the Office of Risk Management.
- LSUHCN currently maintains liability insurance on its leased facilities and will obtain property and casualty insurance for this ambulatory clinic.

4. Description of Competitive Process

Not applicable. To our knowledge, there is not a similar property available in the market. As stated, LSUHCN will obtain multiple estimates for the renovation, in keeping with the UAA and LSUHCN's procurement policy.

5. Review of Legal Documents

Appropriate legal documents will be developed and reviewed by LSUHCN Lead Counsel.

6. Parties of Interest

Board of Supervisors of Louisiana State University and Agricultural and Mechanical College
LSU Health Sciences Center – New Orleans
LSU Healthcare Network

7. Related Transactions

None

8. Conflicts of Interest

None

ATTACHMENTS

- I. Transmittal Letter from Chancellor Hollier

RESOLUTION

NOW, THEREFORE, BE IT RESOLVED, that the Board of Supervisors of Louisiana state University and Agricultural and Mechanical College hereby authorizes Dr. F. King Alexander, in his capacity as President of Louisiana State University, or his designee, to determine if an Acceptable University Purpose exists, for purposes of the Uniform Affiliation Agreement, for the LSU Healthcare Network to purchase the property in La Place, Louisiana for the purpose of housing ambulatory clinics.

BE IT FURTHER RESOLVED that F. King Alexander, President of Louisiana State University, or his designee, is duly authorized by and empowered for and on behalf of and in the name of the Board of Supervisors of Louisiana State University and Agricultural and Mechanical College to include in the Purchase any and all provisions and stipulations he deems in the best interest of the Board, the University, and the Healthcare Network.



February 21, 2019

Dr. F. King Alexander
President
LSU System Office
381 West Lakeshore Drive, Room 107
Baton Rouge, LA 70808

Re: Determination of Acceptable University Purpose for Purchase by the LSU Healthcare Network (LSUHCN) to Purchase an Approximately 4,100 Square Foot Building to House Ambulatory Clinics in La Place

Dear Dr. Alexander,

In accordance with the Bylaws of the Louisiana State University Board of Supervisors Article VII, Section 9.A.2, and the Uniform Affiliation Agreement with the LSU Healthcare Network (LSUHCN), Section VI.B.1, we are requesting determination of an Acceptable University Purpose for LSUHCN to acquire an immovable property of less than 5,000 square feet of building space in La Place, Louisiana. The property is within the immediate proximity of the Southlake Surgery Center, of which LSUHCN acquired 33% ownership in 2018. A medical office in proximity to the surgery center will create synergies in our clinical operations and will expand the LSU Health brand.

Chancellor Hollier has reviewed and supports the proposal on behalf of LSUHSC-NO. The LSU Healthcare Network respectfully requests your approval of this purchase. I certify to the best of my knowledge that I have provided all necessary documentation and am seeking your review and favorable consideration. Thank you for your assistance.

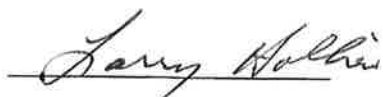
Respectfully yours,

A handwritten signature in blue ink that reads "Atara M. Avoy".


Atara M^eAvoy
Chief Financial Officer
LSU Healthcare Network

REVIEW AND APPROVAL

I have reviewed and support the above proposal:



Larry Hollier, M.D., Chancellor
LSU Health, New Orleans



Date

On behalf of the LSU Board of Supervisors of Louisiana State University and Agricultural and Mechanical College ("Board"), President. F. King Alexander, in his capacity delegated by Board, hereby finds the below proposal by the LSU Health Foundation New Orleans to be an Acceptable University Purpose:

F. King Alexander, President
LSU Agricultural and Mechanical College

Date



Request from LSU Health Sciences Center-New Orleans to Revise Prior Approval of a Joint Agreement to Develop Residential Housing with Provident Group-HSC Properties, Inc. and LSU Health Foundation-New Orleans

To: Members of the Board of Supervisors

Date: March 20, 2019

This matter is a significant board matter pursuant to the Board of Supervisors of Louisiana State University and Agricultural and Mechanical College (Board) Bylaws Art. VII, Section 1:

- A. General Rule. Any matter having a significant or long term impact, directly or indirectly, on the finances or the academic, educational, research, and service missions of the University or any of its campuses; and

LSU Health Science Center-New Orleans (LSUHSCNO) seeks approval to remove LSUHSC-NO as a party to the Joint Agreement previously approved by the Board of Supervisors of Louisiana State University and Agricultural and Mechanical College in its June 2018 meeting.

1. Summary of the Matter

On June 29, 2018, LSUHSCNO presented the attached Board Resolution and supporting documents to the Board of Supervisors of Louisiana State University and Agricultural and Mechanical College (Board) for consideration and approval. The essence of the Resolution was to request approval for Board to enter into a Joint Agreement along with LSU Health Foundation (Foundation) and Provident Group-HSC Properties related to building new student housing adjacent to the downtown LSUHSC-NO campus. The Board approved the resolution.

Since June, the parties have continued to work in finalizing the elements of the Joint Agreement. Due to changing market conditions including cost of capital, materials, labor and some difficulty in acquiring property, the parties recognize that the scope of the project requires some revision to remain financially viable. In speaking with the President of the Foundation, the size and scope of the project is being reduced from 900 beds to 600 beds. This reduction in scope will allow the developer to keep student room rates competitive and work within the capital constraints, thus insuring the financial viability of the project. We have received a revised project financial proforma reflecting these changes.

To further reduce operational costs, the Foundation has agreed to purchase a lot for non-LSU student, faculty and staff parking and pursue the usage of the Foundation logo. As a result of these proposed changes, LSUHSCNO does not need to have a role in this partnership and wishes to revise the draft Joint Agreement to withdraw LSUHSCNO as a partner, leaving only two partners, the Foundation and Provident Group-HSC Properties. Under Section 6.3.2 of the University's Uniform Affiliation Agreement with the Foundation, a determination of acceptable university purpose by the Board is required for the purchase of any immovable property by the Foundation.

Under this approach LSUHSCNO would not receive the projected \$250,000-\$300,000 in parking lease revenues or the 50-80% of annual net annual surplus cash-flow for Trademark licensing fees estimated to be between \$600,000 and \$1.6 million under the original model.

LSUHSCNO has pledged its annual gross Auxiliary Enterprise revenues, which in FY 2017-18 totaled more than \$8 million (\$2.1 million from student housing fees), in support of the Series 2013

Revenue Bonds set to be retired in 2031. The LSUHSCNO has no other outstanding bonds and the balance of the Series 2013 Revenue Bonds as of June 30, 2018, was \$12.1 million. Since the bonds were refunded in 2013, LSUHSC-NO total revenues have grown by 38.3 percent to \$612 million in FY 2017-18.

The Foundation will receive revenue over the term of the developer's financing during the 30 year term (Term) from surplus cash flow and will receive the building as a donation at the end of the Term. The Foundation projects \$106 million in revenue during the 30 year Term and will receive the building with a projected value of \$100 million at the end of 30 years.

As part of the due diligence, LSUHSCNO sought the opinion of bond counsel regarding whether the revised student housing model would be deemed a violation of the existing bond covenants pertaining to the LSUHSCNO outstanding Series 2013 Revenue Bonds. Bond counsel has provided a written opinion (attached) that these changes as described in the letter to him, and contingent upon conditions outlined in the opinion, will not result in a violation of the covenants and agreements as set forth in the Bond Resolution.

In view of this, we are requesting approval to move forward with the revised approach whereby only LSU Health Foundation and Provident Group-HSC Properties will enter into a revised Agreement to build and operate the student housing project adjacent to campus. The LSU Board of Supervisors will not be a party to the new Agreement.

2. Review of Business Plan

Not applicable

3. Fiscal Impact

Under this approach LSUHSC-NO would not receive the projected \$250,000-\$300,000 in parking lease revenues or the 50-80% of annual net annual surplus cash-flow for Trademark licensing fees estimated to be between \$600,000 and \$1.6 million under the original model.

LSUHSC-NO has pledged its annual gross Auxiliary Enterprise revenues, which in FY 2017-18 totaled more than \$8 million (\$2.1 million from student housing fees), in support of the Series 2013 Revenue Bonds set to be retired in 2031. The LSUHSC-NO has no other outstanding bonds and the balance of the Series 2013 Revenue Bonds as of June 30, 2018, was \$12.1 million. Since the bonds were refunded in 2013, LSUHSC-NO total revenues have grown by 38.3 percent to \$612 million in FY 2017-18.

4. Description of Competitive Process

Not applicable.

5. Review of Legal Documents

Not applicable

6. Parties of Interest

Board of Supervisors of Louisiana State University and Agricultural and Mechanical College, LSU Health Foundation, New Orleans, Provident Resources Group, Inc. and Provident Group- HSC Properties, Inc.

7. Related Transactions

None.

8. Conflicts of Interest

None known.

ATTACHMENTS

- I. Board Resolution of June 29, 2018
- II. Opinion of bond counsel Stokes McConnell of Breazeale, Sachse & Wilson, LLP
- III. Letter from Chancellor Larry Hollier, MD

RESOLUTION

NOW, THEREFORE, BE IT RESOLVED that the Board of Supervisors of Louisiana State University and Agricultural and Mechanical College does hereby authorize removal of the LSU Health Sciences Center – New Orleans from the previously authorized Joint Agreement among the Board of Supervisors of LSU, LSU Health Foundation New Orleans, and Provident Group- HSC Properties, Inc.

BE IT FURTHER RESOLVED that the Board of Supervisors of Louisiana State University and Agricultural and Mechanical College, pursuant to the Uniform Affiliation Agreement by and between the LSU Board of Supervisors and the LSU Health Foundation, New Orleans finds an Acceptable University Purpose for the LSU Health Foundation, New Orleans to be party to the Joint Agreement and purchase immovable property for the purpose of parking as a part of the overall transaction with Provident Group- HSC Properties, Inc.



**Request from LSU Health Sciences Center-New Orleans
to Approve a Joint Agreement to develop residential
housing with Provident Group-HSC Properties, Inc. and
LSU Health Foundation-New Orleans and Approval of
Acceptable University Purpose**

To: Members of the Board of Supervisors

Date: June 29, 2018

This matter is a significant board matter pursuant to the Board's Bylaws Art. VII, Section 9:

A.1 General Rule. Any matter having a significant or long term impact, directly or indirectly, on the finances or the academic, educational, research, and service missions of the University or any of its campuses.

LSU Health Science Center-New Orleans seeks the Board of Supervisors of Louisiana State University and Agricultural and Mechanical College approval for the Joint Agreement.

In addition, in accordance with Section 6.3 of the Uniform Affiliation Agreement between the Board of Supervisors of Louisiana State University and Agricultural and Mechanical College Board and the LSU Health Foundation, New Orleans Foundation, this matter is presented to the Board to determine if the proposal by the Foundation to enter into the Joint Agreement and to accept an onerous donation of land from Provident Group- HSC Properties, Inc. constitute an Acceptable University Purpose.

1. Summary of the Matter

LSUHSC-NO has two residence halls, each constructed more than fifty years ago. Periodic renovations have been completed through the years, but due to the overall design and advanced age of these facilities, further renovations are not cost-effective. While students prefer housing on or adjacent to campus for convenience, increasingly they are opting for modern off-campus solutions. Competitive campus-based student housing is essential to a vibrant and engaging academic community and enriches the student experience.

The prospect for receiving capital outlay for new resident housing through the conventional state process is dismal and in recent years higher education institutions have gone away from conventional bond financing and have turned to private-public affiliations to provide convenient and affordable housing for students. This approach eliminates the need for institutions to incur debt in order to provide modern competitive student housing on or adjacent to campus.

The LSU Health Sciences Center-New Orleans (LSUHSC-NO) was approached by Provident Resources Group, Inc. ("PRG") with a proposal that PRG would create a non-profit Louisiana corporation named Provident Group- HSC Properties, Inc. (Provident), whose only member would be PRG. Provident would purchase property proximate to the Health Sciences Center-New Orleans Campus (see Attachment I) and through an interested developer will construct enhanced housing on the property consisting of a 900-bed residential living-learning community and related amenities (the "Facility") that would be available for students registered in a professional academic health program at LSUHSC-NO, regular, full time and part time faculty and staff of LSUHSC-NO, visiting faculty serving at LSUHSC-NO on a temporary basis, persons participating in any LSUHSC-NO sponsored activity or program, and, to the extent beds are available after giving first choice to the above individuals, to physicians, medical residents and the staff of University Medical Center and to full time students attending other accredited public institutions of higher education within the City of New Orleans. These resident standards will sustain a

professional and educational campus environment. Provident expects to finance the acquisition of the land and the development and construction of the Facility through the issuance of tax-exempt bonds.

It is anticipated that the Foundation would directly purchase two smaller parcels (see Attachment II) needed by Provident for the project. Provident intends to purchase the bulk of the property needed for the construction, donate the property at closing to the Foundation, and then lease from the Foundation the donated property and the two parcels that the Foundation itself acquires for the construction of the Facility. The Foundation plans to finance its acquisition of those two smaller parcels and to utilize rental from Provident of those two parcels to satisfy the Foundation's debt service. In addition, Provident has asked for a license from LSUHSC-NO for a limited non-exclusive use of LSUHSC-NO's name, marks and logo in conjunction with the promotion of the new residential facility and will also enter into a long term lease for parking (between 400 and 500 spaces) with LSUHSC-NO (see Attachment III).

The Foundation is an "Affiliate" of the LSU Board of Supervisors, pursuant to the terms and conditions of the Uniform Affiliation Agreement dated July 1, 2009 between the Foundation and the LSU Board of Supervisors, which describes the Affiliate's purpose and status including the Foundation's obligation to support one or more programs, facilities, research or educational opportunities offered by LSUHSC-NO. Pursuant to the Uniform Affiliation Agreement, Chancellor Hollier recommends approval to the LSU Board based on his determination that LSUHSC-NO would benefit from the development of enhanced housing proximate to the University and from the involvement of the Foundation as a party to that transaction. Furthermore, upon the conclusion of the payment of the debt incurred by Provident, the facility constructed by Provident on the land would become owned by the Foundation. Prior to closing, the Foundation will have purchased the two additional smaller parcels at an estimated combined cost of \$450,000. The Foundation will become the owner of the land donated to it by Provident (estimated value between \$2.0-2.5 million) at the initial closing of Provident's financing, Foundation will then lease all of the parcels back to Provident and Provident will construct the housing facility on the leased land. The plan envisions that the housing will be constructed on property bounded by Johnson Street, Perdido Street, Poydras Street, and Galvez Street in New Orleans, Louisiana. This property is adjacent to the Health Sciences Center- New Orleans Campus. LSUHSC agrees not to build new competing housing on the main campus bounded by Claiborne, Galvez, Poydras and Canal Streets (see Attachment IV). This restriction however excludes the portion of campus east of Claiborne and the Dental School campus.

On June 26, 2017, the Board of Directors of the Foundation approved the participation of the Foundation in this project subject to the approval of the LSU Board of Supervisors.

2. Review of Business Plan

It is proposed that Provident, the Foundation and the LSU Board of Supervisors enter into the Joint Agreement. The Joint Agreement will provide that LSU would receive an annual licensing royalty payment for the limited non-exclusive use of LSUHSC-NO's name, marks and logo in connection with the promotion of the residential housing. LSU would receive 80% of the net available annual surplus cash flow from the housing facility up to the amount each year currently due on the University's previously issued and outstanding bonds. In 2000, the LSU Board of Supervisors issued auxiliary revenue bonds in the amount of \$15,910,000 for the benefit of LSUHSC-NO. Those bonds were refunded in 2013, and the outstanding balance, including unamortized interest, is \$15.2 million as of June 30, 2018 (see Attachment V). The proceeds from the 2000 issuance were used to construct/renovate housing on the Campus of LSUHSC-NO. Once the bonds are retired, LSUHSC-NO will receive 50% of the net available annual surplus thereafter. Under no circumstance will LSUHSC-NO be paid less than \$200,000 in any one year. The Foundation's portion is paid to Foundation as rent for the parcels of land owned by the Foundation including the land donated to the Foundation by Provident at closing.

LSUHSC-NO will continue to operate its existing student housing facilities. It is anticipated that a number of students in these facilities will transfer to the new housing, but it is expected that a greater

number will relocate from various off-campus locations to the new residence hall. The revenues from existing LSUHSC-NO student housing along with all additional auxiliary revenues are pledged to the debt service on the LSU Board's bonds. Auxiliary revenues totaled \$9.4 million in FY 2016-17. The annual debt service is \$1.17 million per year and will be retired in 2031.

Project construction would begin in the fall of 2018 and would require about 18 months to complete. Total development costs are estimated at \$115 million (see Attachment VI).

3. Fiscal Impact

LSUHSC-NO will receive net cash flows as royalty payments from the Joint Agreement related to its share of the annual operating surplus as well as from a long-term Lease Agreement with Provident for parking related to the facility as referenced above. Table-1 below shows new revenue projections over the first six years of the project based on the Project Financial Proforma (see Attachment VII).

Table-1 **Projected New Revenue from Joint Agreement and other Supporting Agreements**

	<u>FY 2020-21</u>	<u>FY 2021-22</u>	<u>FY 2022-23</u>	<u>FY 2023-24</u>	<u>FY 2024-25</u>	<u>FY 2025-26</u>
Parking	\$ 250,000.00	\$ 300,000.00	\$ 300,000.00	\$ 300,000.00	\$ 300,000.00	\$ 300,000.00
Trademark Licensing Fee	593,448.80	781,053.60	974,286.40	1,173,316.00	1,378,316.00	1,589,466.40
Projected Cash Flow	\$ 843,448.80	\$ 1,081,053.60	\$ 1,274,286.40	\$ 1,473,316.00	\$ 1,678,316.00	\$ 1,889,466.40

Revenues to LSUHSC-NO from the Parking Lease Agreement are expected to range between \$250,000 and \$300,000 annually, based on an estimated prevailing local monthly market rate of \$50 per space and the need for up to 500 spaces.

Existing LSUHSC-NO student housing generates just over \$2 million in revenue annually and covers operating and allocated overhead expenses. Table-2 below shows the trend in revenue and expenditures during the past four years.

Table-2 **Existing Student Housing Financial Summary**

Facility		Estimated			
		<u>FY 2017-18</u>	<u>FY 2016-17</u>	<u>FY 2015-16</u>	<u>FY 2014-15</u>
Staislaus/Residence Hall	Revenue	\$ 2,191,152	\$ 2,132,219	\$ 2,249,234	\$ 2,044,132
Staislaus/Residence Hall	Expenses	2,127,878	1,997,770	2,144,939	1,926,786
	Net Income	\$ 63,274	\$ 134,449	\$ 104,295	\$ 117,346

LSUHSC-NO student housing has averaged 70% occupancy in recent years, see Table-3 below. On average monthly rental costs for a one bed unfurnished unit are just over \$700, while the proposed student housing will average \$1060 for a one bed unit, but will feature upgraded and modern accommodations. Multi-bed units have similar prorated pricing structures.

Table- 3

Existing Student Housing Capacity vs. Occupancy

Facility	Units	Rented	Rented	Rented	Rented
		FY 2017-18	FY 2016-17	FY 2015-16	FY 2014-15
Dorm Rooms (Stanislaus)	154	79	89	106	96
Dorm Rooms (Res Hall)	37	33	31	30	28
1 Bedroom Apt (Res Hall)	64	62	62	60	55
2 Bedroom Apt (Res Hall)	88	68	69	66	63
3 Bedroom Apt (Res Hall)	14	9	12	9	8
Total	357	251	263	271	250
Occupancy		70%	74%	76%	70%

While LSUHSC-NO stands to lose some revenue from existing students who decide to transfer to the newer student housing project, the additional revenue from trademark licensing and the parking lease are anticipated to offset any net loss in cash-flows. Bond counsel has affirmed his opinion that LSUHSC-NO will not violate its existing covenants on outstanding bonds by entering into the Joint Agreement (see Attachment VIII).

4. Description of Competitive Process

Not applicable.

5. Review of Legal Documents

A draft of the Joint Agreement is attached hereto, and the final Joint Agreement will be reviewed by the Office of General Counsel prior to execution (see Attachment IX).

6. Parties of Interest

Board of Supervisors of Louisiana State University and Agricultural and Mechanical College, LSU Health Foundation, New Orleans, Provident Resources Group, Inc. and Provident Group- HSC Properties, Inc.

7. Related Transactions

None.

8. Conflicts of Interest

None known.

ATTACHMENTS

- I. Property to be Donated- Map
- II. Downtown Housing Location – Map
- III. Proposed Leased Parking
- IV. Campus Map
- V. Bond Debt Service Schedule
- VI. Estimated Development Cost Summary
- VII. Project Financial Proforma
- VIII. Letter from Bond Counsel
- IX. Draft Joint Agreement

X. Letter from Chancellor Larry Hollier, MD

RESOLUTION

NOW, THEREFORE, BE IT RESOLVED that the Board of Supervisors of Louisiana State University and Agricultural and Mechanical College does hereby authorize F. King Alexander, President of Louisiana State University, or his designee, to execute a Joint Agreement among Board of Supervisors of LSU, LSU Health Foundation, New Orleans and Provident Group- HSC Properties, Inc.

BE IT FURTHER RESOLVED that F. King Alexander, President of Louisiana State University, or his designee, is authorized to execute such other consents, approvals, amendments and agreements as are necessary to effectuate said Joint Agreement and to include in the Joint Agreement and in such other consents, approvals, amendments and agreements those terms and conditions as he deems to be in the best interest of the Board of Supervisors of LSU.

BE IT FURTHER RESOLVED that the Board of Supervisors of Louisiana State University and Agricultural and Mechanical College, pursuant to the Uniform Affiliation Agreement by and between the LSU Board of Supervisors and the LSU Health Foundation, New Orleans finds an Acceptable University Purpose for the LSU Health Foundation, New Orleans to be party to the Joint Agreement and to accept a donation of immovable property as a part of the overall transaction with Provident Group- HSC Properties, Inc.



BREAZEALE, SACHSE & WILSON, L.L.P. | ATTORNEYS AT LAW

C. STOKES MCCONNELL

Partner

csm@bswllp.com

DIRECT DIAL: 225-381-8035

CORPORATE PHONE: 225-387-4000

FAX: 225-376-5619

One American Place, 23rd Floor

Post Office Box 3197

Baton Rouge, Louisiana 70821-3197

www.bswllp.com

January 16, 2019

Board of Supervisors of Louisiana State University
Agricultural and Mechanical College
204 Thomas Boyd Hall
Baton Rouge, Louisiana 70803

RE: \$12,830,000 Board of Supervisors of Louisiana State University
Agricultural and Mechanical College Revenue Refunding Bonds
(Louisiana State University Health Sciences Center Projects) Series 2013
(the "Series 2013 Bonds")

Ladies and Gentlemen:

We have been requested to render additional advice to the Board of Supervisors of Louisiana State University Agricultural and Mechanical College (the "Board") in connection with the referenced Series 2013 Bonds issued by the Board on September 4, 2013. The Series 2013 Bonds were issued to refund the Board's \$15,910,000 Revenue Bonds (Louisiana Health Sciences Center Projects) Series 2000 (the "Series 2000 Bonds"). The Series 2000 Bonds were issued primarily for the purposes of (a) financing the planning, renovating, constructing of the old Charity Hospital School of Nursing Building for use as a daycare center, wellness center and student dormitory facility and (b) the acquisition of land for use as parking (collectively, the "2000 Project").

Certain terms used herein and not otherwise defined shall have the meanings assigned thereto in our letter of June 18, 2018, addressed to the Board regarding the 2000 Project (attached hereto as **Exhibit A**) and the Bond Resolution, hereinafter defined.

In connection with this matter we have reviewed:

- (i) the General Bond Resolution of the Board adopted January 21, 2000 (the "General Bond Resolution"), as supplemented by the First Supplemental Bond Resolution adopted January 21, 2000 (the "First Supplemental Bond Resolution"), and as further supplemented by the Second Supplemental Bond Resolution adopted July 26, 2013 (the "Second Supplemental Resolution" and, together with

the General Bond Resolution and the First Supplemental Resolution, the "Bond Resolution") pursuant to which the Series 2013 Bonds were issued.

- (ii) a letter dated January 14, 2019, from John A. Harmon, Vice Chancellor for Administration and Finance at LSUHSC-NO (the "Letter") regarding the current terms relating to the construction and operation of the proposed Project, hereinafter defined, and the revised obligations of LSUHCS-NO, the Board and the Foundation, if any, related thereto; and
- (iii) such other documents, instruments and certificates we have deemed necessary for the purpose of this opinion.

The Letter addresses the intention of Provident (or a special purpose affiliate thereof, referred to herein also as "Provident") and the Foundation to pursue enhanced housing near the campus of the University by developing, financing, constructing, furnishing, equipping and operating an approximately six hundred (600) bed residential living-learning community and related amenities on a site to be acquired by Provident (the "Project") without the involvement of LSUHSC-NO. To summarize our understanding of the present proposal, we are advised that the site of the Project is not located on the campus of the University, but is located near the 2000 Project and other facilities located on the campus of the University. It is expected that the University and its students, faculty and staff, as well as the Foundation, will benefit from the development and operation of the Project, which will provide upscale housing and amenities near the University's campus. We are advised that Provident will purchase the site and donate the site to the Foundation, which will then lease the site to Provident under a long-term ground lease. Provident is expected to then develop, design, construct, own, manage and operate the Project with input from the Foundation which will grant Provident the use of name of the Foundation for marketing purposes with respect to the Project and its operation. The Board will be asked to approve the limited role of the Foundation in the Project. The Project is expected to be financed through the issuance of revenue bonds (the "Financing") by or on behalf of Provident, which will be solely responsible for the debt service thereon. We are advised that, upon that termination of the Financing and payment in full of the revenue bonds, title to the Project will revert to the Foundation.

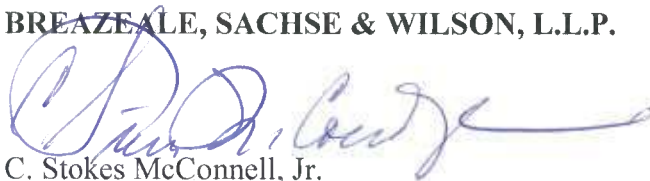
We assume that the agreement between Provident and the Foundation for the development of the Project will continue to provide for, among other terms, (i) input by the Foundation as to the makeup of the board of directors of Provident, (ii) royalty and/or rental payments by Provident to the Foundation, (iii) input and assistance from the Foundation with the development, marketing, operation and management of the Project; (iv) permitting the promotion of the Project to be identified and associated with the Foundation; and (v) the Foundation agreeing not to undertake to construct or operate new competing student housing facilities, until and unless certain occupancy levels and debt service ratios are maintained with respect to the Project within certain designated grids described therein. The Letter advises that LSUHSC-NO will have no obligations with respect to the development, ownership or operation of the Project or the payment of debt service with respect to the Financing.

Based upon our review of the Bond Resolution, the Letter, solely as it exists in the form attached hereto as **Exhibit B**, and the assumptions noted herein, we are of the opinion that the Board's approval of the Foundation's role and obligations with respect to the Project will not result in a violation of the covenants and agreements of LSUHSC-NO set forth in the Bond Resolution.

This opinion is strictly limited to the provisions of the Letter attached hereto and the assumptions set forth hereinabove, and cannot be relied upon with respect to any future material change or revision to the terms of the agreement between Provident and the Foundation with respect to the development, financing, operation and ownership of the Project. No one other than the addressee hereof is entitled to rely on this opinion without our express written consent. This opinion is not offered, and shall not be construed, as a guaranty or warranty.

Respectfully submitted,

BREAZEALE, SACHSE & WILSON, L.L.P.

A handwritten signature in blue ink, appearing to read "C. Stokes McConnell, Jr.", is written over the printed name.

C. Stokes McConnell, Jr.

CSM,jr:mld
Attachments



OFFICE OF THE CHANCELLOR

SCHOOL OF ALLIED HEALTH PROFESSIONS
 SCHOOL OF DENTISTRY
 SCHOOL OF GRADUATE STUDIES
 SCHOOL OF NURSING
 SCHOOL OF MEDICINE IN NEW ORLEANS
 SCHOOL OF PUBLIC HEALTH

February 27, 2019

Dr. F. King Alexander
 President and Chancellor
 LSU System Office
 381 West Lakeshore Drive, Room 107
 Baton Rouge, LA 70808

Dear Dr. Alexander,

This matter is a significant board matter pursuant to the Board of Supervisors of Louisiana State University and Agricultural and Mechanical College (Board) Bylaws Art. VII, Section 1:

- A. General Rule.** Any matter having a significant or long term impact, directly or indirectly, on the finances or the academic, educational, research, and service missions of the University or any of its campuses; and

Under the Uniform Affiliation Agreement between the Board and its affiliate, the LSU Health Foundation (Foundation), Article 6, Disbursements and Other Transactions:

6.3 In light of the purpose of the Affiliate to be in support of the University, and University's responsibility to determine if a significant transactions of the Affiliate affecting or potentially affecting it are in support of University... require a determination of acceptable University purpose by the Board of Supervisors (unless delegated to the President).

LSU Health Science Center-New Orleans (LSUHSCNO) seeks approval to remove LSUHSC-NO as a party to the Joint Agreement previously approved by the Board of Supervisors of Louisiana State University and Agricultural and Mechanical College in its June 2018 meeting.

On June 29, 2018, LSUHSCNO presented the attached Board Resolution and supporting documents to the Board of Supervisors of Louisiana State University and Agricultural and Mechanical College (Board) for consideration and approval. The essence of the Resolution was to request approval for Board to enter into a Joint Agreement along with LSU Health Foundation (Foundation) and Provident Group-HSC Properties related to building new student housing adjacent to the downtown LSUHSC-NO campus. The Board approved the resolution.

Since June, the parties have continued to work in finalizing the elements of the Joint Agreement. Due to changing market conditions including cost of capital, materials, labor and some difficulty in acquiring property, the parties recognize that the scope of the project requires some revision to remain financially viable. In speaking with the President of the Foundation, the size and scope of the project is being reduced from 900 beds to 600 beds. This reduction in scope will allow the developer to keep student room rates competitive and work within the capital constraints, thus insuring the financial viability of the project. We have received a revised project financial proforma reflecting these changes.

LOUISIANA STATE UNIVERSITY HEALTH SCIENCES CENTER • 433 BOLIVAR STREET • SUITE 815 • NEW ORLEANS, LOUISIANA 70112-2223

PHONE (504) 568-4800 • FAX (504) 568-5177 • WWW.LSUHSC.EDU

To further reduce operational costs, the Foundation has agreed to purchase a lot for non-LSU student, faculty and staff parking and pursue the usage of the Foundation logo. As a result of these proposed changes, LSUHSCNO does not need to have a role in the partnership and I wish to revise the draft Joint Agreement to withdraw LSUHSCNO as a partner, leaving only two partners, the Foundation and Provident Group-HSC Properties.

Under this approach LSUHSCNO would not receive the projected \$250,000-\$300,000 in parking lease revenues or the 50-80% of annual net annual surplus cash-flow for Trademark licensing fees, estimated to be between \$600,000 and \$1.6 million anticipated under the original model.

LSUHSCNO has pledged its annual gross Auxiliary Enterprise revenues, which in FY 2017-18 totaled more than \$8 million (\$2.1 million from student housing fees), in support of the Series 2013 Revenue Bonds set to be retired in 2031. The LSUHSCNO has no other outstanding bonds and the balance of the Series 2013 Revenue Bonds as of June 30, 2018, was \$12.1 million. Since the bonds were refunded in 2013, LSUHSC-NO total revenues have grown by 38.3 percent to \$612 million in FY 2017-18.

The Foundation will receive revenue over the term of the developer's financing during the 30 year term (Term) from surplus cash flow and will receive the building as a donation at the end of the Term. The Foundation projects the receipt of \$106,000,000 in cash revenue during the 30 year Term and a building value of approximately \$100,000,000 at the end of 30 years.

As part of our due diligence, LSUHSCNO sought the opinion of bond counsel Stokes McConnell of Breazeale, Sachse & Wilson, LLP, regarding whether the revised student housing model would be deemed a violation of the existing bond covenants pertaining to the LSUHSCNO outstanding Series 2013 Revenue Bonds. Mr. McConnell has provided a written opinion (attached) that these changes as described in the letter to him, and contingent upon conditions outlined in the opinion, will not result in a violation of the covenants and agreements as set forth in the Bond Resolution.

The Health Sciences Center is therefore respectfully requesting your approval to move forward with the revised approach whereby only LSU Health Foundation and Provident Group-HSC Properties will enter into a revised Agreement to build and operate the student housing project adjacent to campus. The LSU Board of Directors will not be a party to the new Agreement.

To the best of my knowledge that I have provided all necessary documentation and am seeking your review and favorable consideration. Thank you for your assistance.

Respectfully yours,



Larry Hollier, MD
Chancellor

Enclosures



Request from LSU A&M to Approve Employment Contract with Edward J. Orgeron, Jr., Head Football Coach

To: Members of the Board of Supervisors

Date: March 15, 2019

Pursuant to Article II, Section 5 of the Regulations of the Louisiana State University Board of Supervisors, this matter is a significant board matter.

A.1. Appointments and all other personnel actions relating to the President, Head Coaches and Athletic Directors.

1. Summary of the Matter

This resolution seeks approval of the proposed employment contract for Edward J. Orgeron, Jr., Head Football Coach. The key terms of the proposed contract is summarized below:

	Term		Total Certain Compensation ^a		
	<u>Current</u>	<u>Proposed</u>	<u>Current</u>	<u>Proposed</u>	<u>Increase</u>
<u>Contract Action</u> Amendment	12/31/2021	12/31/2023	\$3,500,000	\$4,000,000	14%

Notes:

- (a) Total Certain Compensation includes all compensation which the coach is contractually guaranteed to receive annually. It does not include the value of any fringe benefits, such as car and cell phone allowances, nor any one-time amounts, such as contract buy-outs or relocation allowances.

2. Review of Business Plan

Not applicable.

3. Fiscal Impact

The Athletic Department currently expects that all funds relating to these employment contract will be paid from revenues generated by the Athletic Department. While authorized by the contract, it is not expected that any foundation dollars will be needed to provide for any of the supplemental compensation. No state general fund or tuition dollars are used.

4. Review of Documents Related to Referenced Matter

The Office of General Counsel has reviewed the proposed contract.

ATTACHMENTS

- I. Memorandum of Agreement: Edward Orgeron, Jr., Head Football Coach

RECOMMENDATION:

Based on the recommendation of the Athletic Director, it is recommended that the Board authorize the President to sign the proposed contract with the listed coach.

RESOLUTION

NOW, THEREFORE, BE IT RESOLVED that the Board of Supervisors of Louisiana State University and Agricultural & Mechanical College authorizes the President, or his designee, to sign the contract with head football coach Edward Orgeron, Jr.



Summary of Athletic Coaching Contract Edward J. Orgeron, Jr., Head Football Coach

		<i>Current</i>	<i>Proposed</i>	<i>Change</i>	<i>%</i>	<i>Notes</i>
<i>Basic</i>	Term Ends	12/31/2021	12/31/2023	2 years		a
	Base Salary	\$ 500,000	\$ 500,000	\$ -	0%	a
	Supplemental Media Comp.	\$ 2,500,000	\$ 3,000,000	\$ 500,000	20%	a
	Supplement TAF & Equip.	\$ 500,000	\$ 500,000	\$ -	0%	a
<i>Incentive</i>	Post-Season (max)	\$ 1,100,000	\$ 1,200,000	\$ 100,000	9%	b
	Academic (max)	\$ 200,000	\$ 200,000	\$ -	0%	b
	Other (max)	\$ 275,000	\$ 575,000	\$ 300,000	109%	b
<i>Benefits</i>	Automobile	\$ 24,000	\$ 24,000	\$ -	0%	c
	Club Membership	Yes	Yes	no change		c
	Other:	0	0			
Total Certain Compensation		\$ 3,500,000	\$ 4,000,000	\$ 500,000	14%	d

- Notes**
- (a) The amounts in the "Current" column represent Head Coach Orgeron's current contract terms. The proposed contract extends Coach Orgeron's contract term to 5 years (an additional 2 years). The maximum liquidated damages begin at \$10 million for the first contract year (effective March 1, 2019) and the amount decreases by \$250,000 per month until the liquidated damages decrease to \$4 million on February 28, 2021. On March 1, 2021 the monthly reduction to liquidated damages ceases so liquidated damages will be no lower than \$4 million for the remainder of the contract.
- (b) The "Post Season" goals and incentive amounts remain the same except for the amount of payment for a CFP Semifinal game is increased by \$100,000. The "Other" amount is comprised of \$75,000 (this amount remains the same) for possible Coach of the Year Awards and the remaining \$500,000 is dependent of the number of regular season victories. The incentive amounts for regular season victories (10, 11, & 12) were increased \$150,000, \$200,000, & \$300,000 respectively.
- (c) Coach Orgeron's contract does include the option of two courtesy vehicles or an allowance for two vehicles.
- (d) Total Certain Compensation includes all compensation which the coach is contractually guaranteed to receive annually. It does not include the value of any incentive or fringe benefits although the Coach has received various amounts of compensation every year for post season competition, academic incentives or other incentives.

This document summarizes the key terms of the proposed employment contract for the athletic coach named above. Unless noted otherwise, the contract is attached and is based on the standard template normally used by LSU for contracts of this type. The campus recommends approval by the Board.

Recommended


 Joe Alleva
 Vice Chancellor and Athletic Director

Reviewed, No Objections


 Daniel T. Layzell, Executive Vice President for
 Finance and Administration/CFO

Reviewed, No Objections


 Tom Skinner, LSU General Counsel

STATE OF LOUISIANA

PARISH OF EAST BATON ROUGE

AMENDMENT TO EMPLOYMENT AGREEMENT

THIS AMENDMENT TO EMPLOYMENT AGREEMENT (“**Agreement**”) made and entered into this 1st day of March, 2019, by and between BOARD OF SUPERVISORS OF LOUISIANA STATE UNIVERSITY AND AGRICULTURAL AND MECHANICAL COLLEGE (“**LSU**”), a body corporate existing under the Constitution and laws of the State of Louisiana, herein represented by F. King Alexander, its duly authorized President, on the one hand, and Edward J. Orgeron, Jr. (“**COACH**”) and “O” The Rosy Finch Boyz, LLC (“**COMPANY**”) for the services of COACH, on the other hand:

WITNESSETH

THIS AGREEMENT acknowledges the existence of an “Employment Agreement” between the above parties dated March 17, 2017. All sections of that Employment Agreement not amended herein remain fully intact and binding on the parties. Where a section below reflects “[No Change],” the terms of that section as set forth in the Employment Agreement have not been revised or amended, and remain in effect. Section references below are to the Employment Agreement dated March 17, 2017:

1. **Definitions.** [Revised: Sections 1.E. and 1.F.]

For purposes of this Agreement, the following terms shall have the meaning shown:

- A. [No Change]
- B. [No Change]
- C. [No Change]
- D. [No Change]

- E. "Start Date": March 1, 2019.
- F. "End Date": December 31, 2023.
- G. [No Change]
- H. [No Change]
- 2. **Employment.** [No Change]
- 3. **Duties and Responsibilities.** [No Change]
- 4. **Term.** [No Change]
- 5. **Base Salary.** [No Change]
- 6. **Supplemental Compensation.** [Revised: Sections 6.A., 6.A.i., 6.A.ii.]
 - A. **Radio, Television, Social Media & Internet.** LSU hereby engages, and COMPANY accepts such engagement to furnish the services of COACH, as required by this Paragraph 6, for which COMPANY shall be entitled to receive Supplemental Compensation in the amount of Three Million Dollars (\$3,000,000), during each Contract Year, as its fee for providing the services of COACH in connection with promoting, appearing on, or participating in, as requested, and making reasonable efforts to make successful, LSU-sanctioned television, radio, social media and internet programs concerning LSU and the Program. The components of this section are as follows:
 - i. Radio, Television, & Internet - Two Million Five Hundred Thousand (\$2,500,000) Dollars; and
 - ii. Social Media - Five Hundred Thousand (\$500,000) Dollars.

Supplemental Compensation shall be payable in equal monthly installments and may be paid from affiliated foundation funds, subject to approval of LSU and the involved foundation. Any amounts due to

COMPANY under this Section for a partial Contract Year shall be pro-rated.

iii. [No Change]

iv. [No Change]

v. [No Change]

vi. [No Change]

B. [No Change]

7. **Incentive Compensation.** [Revised: Section 7.A. and Section 7.B.]

A. **Regular Season Victory Incentive Compensation.** In the event the Team achieves ten (10) or more regular season victories in an intercollegiate football season, LSU will pay COACH Regular Season Victory Incentive Compensation as follows:

<i>Regular Season Incentive Level</i>	<i>Amount</i>
i. Ten (10) Victories	\$250,000
ii. Eleven (11) Victories	\$350,000
iii. Twelve (12) Victories	\$500,000

The Regular Season Victory Compensation, if payable, shall be considered earned as of the date of the last regular season game of that Contract Year and shall be paid within sixty (60) days following the final regular season football game in which the Team and COACH participates. The Regular Season Victory Incentive Compensation earned by COACH during each intercollegiate football season is not cumulative; thus, COACH will only be compensated for the highest of the three (3) incentive levels achieved during each intercollegiate football season.

The Regular Season Incentive Compensation may be paid from affiliated foundation funds, subject to approval of LSU and the involved foundation.

B. Post-Season Incentive Compensation. In the event the Team participates in post-season football game(s), LSU will pay COACH Post-Season Incentive Compensation as additional compensation for the extra services required of COACH in the preparation for and his participation in post-season play as follows:

<i>Post-Season Goal</i>	<i>Amount</i>
i. Participation in SEC Championship Game	\$100,000
ii. Win SEC Championship Game	\$200,000
iii. Appear in Non-College Football Playoff (“CFP”) Post-Season Bowl Game	\$25,000
iv. CFP Bowl Participant (excluding semi-finals)	\$150,000
v. CFP Semifinal Game Participant	\$250,000
vi. CFP Final Game Participant	\$150,000
vii. CFP Champion	\$500,000

The Post-Season Incentive Compensation, if payable, shall be considered earned as of the date of each game at which a Post-Season Goal is attained and shall be paid within sixty (60) days following the final post-season football game in which the Team and COACH participates. The Post-Season Incentive Compensation earned by COACH during each intercollegiate football season is cumulative based on any and all Post-Season Goals achieved [i.e. the total amount of Post-Season Incentive Compensation could equal up to One Million Two Hundred Thousand

Dollars (\$1,200,000) in a given Contract Year should COACH and the Team achieve Post-Season Goals (i), (ii), (v), (vi), and (vii) during any Contract Year]. The Post-Season Incentive Compensation may be paid from affiliated foundation funds, subject to approval of LSU and the involved foundation.

C. [No Change]

D. [No Change]

8. **Retirement and Fringe Benefits.** [No Change]

9. **Additional Revenue.** [No Change]

10. **Sports Camps.** [No Change]

11. **Termination.** [Revised: Section 11.B.ii. and Section 11.C.ii.]

A. [No Change]

B. Termination by LSU Without Cause.

i. [No Change]

ii. Liquidated damages payable by LSU under this Section 11.B shall be \$10,000,000 as of March 1, 2019. The liquidated damages due under this Section shall be reduced by \$250,000 per month from March 1, 2019 until March 1, 2021. On March 1, 2021, the liquidated damages amount will have been lowered by the monthly reductions to \$4,000,000, where liquidated damages under this Section shall remain (no longer subject to reduction) through the term of the Employment Agreement. If termination under this Section 11.B occurs prior to March 1, 2021, the reduction to be made for any incomplete month on the date of termination shall be pro-

rated. LSU shall pay or cause to be paid the liquidated damages amount due in a lump sum within sixty (60) days of the termination date.

iii. [No Change]

iv. [No Change]

v. [No Change]

C. [No Change]

D. [No Change]

E. [No Change]

F. [No Change]

G. [No Change]

12. **Retention and Return of All Materials, Records, and Other Items.** [No Change]

13. **Entire Agreement.** [Revised]

The Employment Agreement dated March 17, 2017, as amended here, constitutes and expresses the entire agreement and understanding of the parties concerning the employment of COACH by LSU. There are no oral or other agreements, understandings, promises, or representations between the parties affecting this Agreement or the Employment Agreement dated March 17, 2017, as amended here. Both parties have relied solely on their own respective judgments in entering into this Agreement, with full opportunity to seek advice of competent counsel of their choosing. The Agreement shall be construed, if necessary, without reference to the party that was the principal drafter of the Agreement.

14. **Amendments to Contract.** [No Change]

15. **Severability.** [No Change]

16. **No Waiver of Default.** [No Change]

17. **Sovereign Immunity Not Waived.** [No Change]
18. **“Force Majeure” Clause.** [No Change]
19. **Governing Law.** [No Change]

THE PARTIES hereto have executed this Agreement on the day, month and year noted below, effective on the date first above written.

[Signatures on Next Page]

BOARD OF SUPERVISORS OF LOUISIANA
STATE UNIVERSITY AND AGRICULTURAL
AND MECHANICAL COLLEGE

By: _____
F. King Alexander, President Date
Louisiana State University and
Agricultural and Mechanical College

Edward J. Orgeron, Jr., Head Coach Date
Louisiana State University and
Agricultural and Mechanical College

“O” THE ROSY FINCH BOYZ, LLC

By: Edward J. Orgeron, Jr. 3-6-19
Edward J. Orgeron, Jr., President Date

RECOMMENDED:

Joseph Alleva
Joseph Alleva, Vice Chancellor and Athletic Director
Louisiana State University and
Agricultural and Mechanical College

Daniel T. Layzell
Daniel T. Layzell, Executive Vice President
for Finance and Administration/CFO
Louisiana State University and
Agricultural and Mechanical College



Board of Supervisors

LSU BOARD OF SUPERVISORS MEETING

University Administration Building Board Room

Louisiana State University

3810 W. Lakeshore Drive, Baton Rouge, LA 70808

Wednesday, March 20, 2019 | Time: Upon Adjournment of Committee Meeting

1. Call to Order and Roll Call
2. Invocation and Pledge of Allegiance
3. Approval of the Minutes of the Board Meeting held on January 25, 2019
4. Approval of the Minutes of the Property & Facilities Committee Meeting held on February 18, 2019
5. Personnel Actions Requiring Board Approval
6. Reports from Council of Staff Advisors and Council of Faculty Advisors
7. President's Report
8. Reports to the Board
 - a. FY 19 Louisiana State University Metric Data
 - b. Facility Summary Reports
 - c. Internal Audit Summary FY 19 Quarter 1
9. Committee Reports
10. Chairman's Report
11. Adjournment

Personnel Actions Requiring Board Approval
per PM-69

March 15, 2019

Personnel Actions Requiring Board Approval per PM-69
March 15, 2019

LSU A&M

Coach Contracts¹

<u>Name</u>	<u>Title</u>	<u>Term</u>		<u>Total Certain Compensation²</u>		
		<u>Current</u>	<u>Proposed</u>	<u>Current</u>	<u>Proposed</u>	<u>Increase</u>
William Busch	Assistant Coach Football	3/31/2020	3/31/2021	\$375,000	\$425,000	100%
Joseph "Joe" Brady ²	Assistant Coach Football		3/31/2022	\$450,000	\$400,000	-11%

Notes:

1. Coaching contracts contained in this report include those coaches other than Head Coach with a total certain compensation between \$250,000 and \$1,000,000. Head Coach contracts and other coaching contracts exceeding \$1 million total certain compensation are presently separately as Board resolutions under the Athletics Committee Agenda.
2. Coach Joe Brady is a new hire. The amounts in the "Current" column represent former Assistant Coach, Jerry Sullivan's contract terms.

**Louisiana State University
Metric Data**



March 15, 2019





Table of contents

	Page
LSU Performance Metrics Executive Summary	1
Louisiana State University and A&M	3
Louisiana State University Agricultural Center	27
Louisiana State University Alexandria	38
Louisiana State University Eunice	57
Louisiana State University Shreveport	75
Health Sciences Center New Orleans	100
Health Sciences Center Shreveport	129
Pennington Biomedical Research Center	159



LSU Performance Metrics Executive Summary

The LSU performance indicators are designed to provide campus leadership and the Board of Supervisors with a mechanism for evaluating annual institutional performance. This document includes a summary of the LSU campuses performance metrics data. The metrics data provided allow institutions to discuss descriptive metrics and performance measures within the context of each campus' mission.

In complex university systems, the distinct and quite different institutions do not measure their performance against each other but against the larger marketplaces where they compete. Two elements are critical for the effectiveness of performance measurement. First is the constant tracking of improvement from year to year. Second is the periodic benchmarking of campus performance against appropriate national counterparts. Data provided in this document speak primarily to the first element of annual improvement. Subsequent work by the campuses in identifying appropriate measures of performance against national counterparts provide a context for the second, national benchmarking element, of effective performance measurement.

The utility of these data points for evaluating institutional performance varies by campus and mission. Below is a general outline of metrics data captured in this document. Please note that for example, in some institutions, enrollment growth is critical to survival; for others, enrollment is stable and other indicators will be more important. Other institutions may pay particular attention to undergraduate education, others to research or technology transfer. Consequently, although this data describe the scale of operations, their utility as metrics for performance improvement measurement varies.

Below is a general outline of metrics data captured in this document. These metrics represent a start to what is expected to become a significant analysis and measuring tool for the Louisiana State University and its institutions.

General Metrics Description


- Metric I: Degrees and Credentials (*Including distribution by race, ethnicity, and other characteristics*)
- Metric II: Enrollment data (*Including distribution by race, ethnicity, and other characteristics such as full and part time*)
- Metric III: Retention, Graduation, Licensure, and Pass Rate (*Standardized State and National Exams*)
- Metric IV: Research Expenditures
- Metric V: Technology Transfer
- Metric VI: Revenue Sources (*Tuition and Fees, Other Revenue Resources*)
- Metric VII: Teaching and Research Productivity
- Metric VII: Hospital Statistics (HSCs only)
- Benchmark: Campus Specific Benchmark Metrics

Blank Page

**Louisiana State University and A&M
Metric Data**



March 15, 2019



Louisiana State University and A&M College

Executive Summary

Louisiana State University and A&M College, the state's Flagship University, is ranked as a top-tier, research university-very high research activity (Carnegie Classification) and is one of a few select universities to be designated as a land-, sea-, and space-grant institution. LSU is known for its outstanding undergraduate and graduate academic programs, state-of-the-art research, internationally acclaimed faculty, and strong academic student support programs. The campus is cohesively focused on pursuing and supporting the goals outlined in the Presidents Operational Plan. Through its educational, research, and service activities, LSU serves as the state's leading institution in the creation and dissemination of new knowledge and technologies, impacting workforce and economic development throughout the state, region, and nation.

Total enrollments for first time degree seeking freshmen in the fall of 2018 were up an astounding 18.2% (5,812) and reflect an all-time institutional high. (Metric II)

The total degrees awarded (6,766) in 2017-2018 set a record as the highest number ever awarded at LSU. (Metric I)

The total degrees awarded in 2017-2018 to Hispanic (380), Black/African American (782), and Asian (248) were all at their historically highest levels. (Metric I)

The number of degrees awarded in science, technology, engineering, and math (STEM) disciplines (2,047) set a new record. (Metric I)

Total graduate student headcount as of the 14th class day (5,624) is the highest graduate student enrollment for the 7-year period reported in this Metric Set. (Metric II)

Hispanic (2,014) and Black/African American (3867) enrollments were both at an all-time high. (Metric II)

Retention from first to second year (83.7%) increased slightly over the prior two years.

Louisiana Community College transfer student six year graduation rate (72.6%) jumped almost 6.5% relative to the previous year's rate (66.2%). (Metric III)

Total research expenditures increased to \$157.5 million, the highest on record. (Metric IV)

New Patents filed (54) and Active License Agreements (66) are at an all-time high (Metric V).

Total endowment value (\$500,664,717) is at an all-time high. (Metric VI)

LSU and A&M VISION and MISSION:

As the flagship institution of the state, the vision of Louisiana State University is to be a leading research-extensive university, challenging undergraduate and graduate students to achieve the highest levels of intellectual and personal development. Designated as a land, sea, and space-grant institution, the mission of Louisiana State University is the generation, preservation, dissemination, and application of knowledge and cultivation of the arts.

In implementing its mission, LSU is committed to:

- *offer a broad array of undergraduate degree programs and extensive graduate research opportunities designed to attract and educate highly qualified undergraduate and graduate students;

- *employ faculty who are excellent teacher-scholars, nationally competitive in research and creative activities, and who contribute to a world-class knowledge base that is transferable to educational, professional, cultural, and economic enterprises; and

- * use its extensive resources to solve economic, environmental, and social challenges.

(Mission Statement approved December 2006 and reaffirmed October 2012)

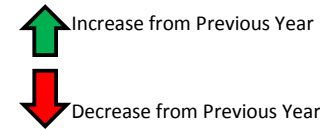
Louisiana State University and A&M

Metrics at a Glance

2017-2018

Legend:

Statistic		Current	% Change from Previous Period
High	Low		
X	Y		
Z	%		



Metric I Degrees Awarded	Metric II Enrollment	Metric III Student Success	Metric IV Research Expenditures	Metric V Technology Transfer	Metric VI Revenues	Metric VII Instruction Productivity
Bachelors	14th Day Enrollment for First Time Degree Seeking Freshmen	Average ACT Score	Engineering Total (in thousands)	Invention Disclosures	Market Value of Endowments	Enrollment in Fall Semester Lecture and Seminar Courses
4,930 4,852	5,812 5,812	25.7 25.5	38,913 38,913	72 61	500,664,717 500,664,717	124,371 117,980
4,388 ↓ -1.6%	4,917 ↑ 18.2%	24.2 ↓ -0.4%	28,895 ↑ 12.6%	31 ↓ -15.3%	264,041,317 ↑ 4.4%	112,591 ↓ -4.1%
Masters	Degree Seeking Continuing Undergraduates	First to Second Year Retention	Physical Sciences Total (in thousands)	Licenses\Options Executed	Total Gross Revenue From First-Time-Full-Time Freshmen	Tenure/tenure track (T/TT) FTE faculty assigned to classes
1,234 1,181	17,838 16,608	85.4% 83.7%	24,133 24,133	21 16	64,168,034 59,249,531	936 911
967 ↑ 7.3%	16,608 ↓ -3.7%	82.5% ↑ 1.0%	0 ↑ 28.2%	2 ↓ -23.8%	20,722,394 ↓ -7.7%	859 ↓ -1.4%
Doctoral	Total Undergraduate Headcount as of 14th Class Day	Second to Third Year Retention	Environmental Sciences Total (in thousands)	New Patents Filed - Total	Net Revenue From First-Time-Full-Time Freshmen	Non tenure/tenure track FTE faculty assigned to classes
345 299	26,159 25,363	76.5% 73.4%	33,702 31,488	54 54	55,255,647 44,898,733	426 426
231 ↓ -5.1%	24,631 ↓ -0.3%	72.0% ↑ 1.0%	29,440 ↑ 7.0%	12 ↑ 22.7%	15,595,498 ↓ -18.7%	332 ↑ 0.9%
Professional (Veterinary & Law)	Total Graduate Headcount as of 14th Class Day	Six Year Graduation Rate	Life Sciences Total (in thousands)	Active License Agreements	State Appropriation per FTE	Total sch's taught per T/TT FTE faculty
269 250	5,624 5,624	66.9% 64.0%	34,269 34,212	66 66	7,918 4,003	210 181
75 ↓ -7.1%	4,874 ↑ 3.8%	58.7% ↓ -0.3%	28,135 ↑ 7.7%	25 ↑ 11.9%	4,003 ↓ -2.3%	181 ↓ -1.1%
Grand Total Number of Degrees Awarded	Total number of students enrolled who received TOPS	LA Community College Transfer Student Second Year Retention	Social Sciences Total (in thousands)	Licenses Generating Income	Net Revenue generated from auxiliary enterprises	Total sch's taught per non T/TT FTE faculty
6,766 6,766	14,474 13,464	87.6% 81.3%	5,139 4,296	22 12	23,045,303 7,312,924	499 416
5,830 ↑ 0.3%	13,175 ↓ -1.9%	75.2% ↑ 2.1%	0 ↑ 0.8%	12 ⇒ 0.0%	7,312,924 ↓ -58.4%	397 ↓ -4.8%
Total degrees awarded in STEM	Total number of student enrolled in STEM	LA Community College Transfer Student 6-Year Grad Rate	Total Science & Engineering Disciplines (in thousands)	Total Licensing Income		Direct unrestricted instructional expenditures per FTE student
2,047 2,047	10,716 9,856	72.6% 72.6%	157,509 157,509	907,616 315,275		7,378 7,378
1,397 ↑ 4.6%	9,856 ↓ -1.2%	57.3% ↑ 9.7%	123,318 ↑ 11.4%	121,511 ↑ 12.3%		5,879 ↑ 6.5%

Louisiana State University and A&M

Metric I. Number of degrees conferred by level and professions most important to Louisiana.

	2011-2012	2012-2013	2013-2014	2014-2015	2015-2016	2016-2017	2017-2018
Campus total number of degrees awarded/conferred...							
Bachelors	4,600	4,529	4,692	4,649	4,806	4,930	4,852
Post-Bachelors	0	0	0	14	52	76	102
Masters	1,234	1,167	1,114	1,130	1,134	1,101	1,181
Post- Masters	1	0	0	0	0	0	0
Graduate Certificate	0	0	0	0	21	25	49
Doctoral	322	305	345	331	344	315	299
Specialist	12	10	20	10	10	28	23
Professional (Veterinary & Law)	82	82	78	84	256	269	250
Post-Professional	0	0	0	0	4	5	10
Grand Total Number of Degrees Awarded	6,251	6,093	6,249	6,218	6,627	6,749	6,766
Total number of degrees awarded by race/ethnicity...							
Hispanic	218	203	238	263	341	340	380
American Indian or Alaska Native	25	18	19	18	12	19	19
Asian	184	167	157	154	212	227	248
Black or African American	514	516	551	592	707	705	782
Native Hawaiian or Other Pacific Islander	3	2	2	5	6	3	7
White	4,702	4,601	4,674	4,649	4,772	4,873	4,656
Two or More Races	32	50	98	102	118	178	149
Nonresident Alien	409	405	434	378	415	358	450
Race/Ethnicity Unknown	164	131	76	57	44	46	75
Total degrees awarded ...							
Total degrees awarded in STEM	1,812	1,778	1,792	1,800	1,922	1,957	2,047
Total Teacher Education completions (Note BOR Teacher Education Initiatives)							
Total Completed (<i>Regular Program</i>)	238	244	218	202	175	199	141
Number Passed (<i>Regular Program</i>)	233	242	218	202	175	198	141
Percentage Passed (<i>Regular Program</i>)	98%	99%	100%	100%	100%	100%	100%
Total Completed (<i>Alternate Program</i>)	65	84	56	60	12	34	15
Number Passed (<i>Alternate Program</i>)	65	84	56	60	12	34	15
Percentage Passed (<i>Alternate Program</i>)	100%	100%	100%	100%	100%	100%	100%
Total number of degrees awarded in Allied Health	0	0	0	0	0	0	0

Note: Beginning with Fall 2014 reporting cycle, total degrees awarded in STEM determined by the Complete College America (CCA) definition used by the Board of Regents. Data reported using CCA definition for 2007-08 through 2014-15

Louisiana State University and A&M

Metric I. Number of degrees conferred by level and professions most important to Louisiana.

List of STEM/SMART CIP code/s: The following list of CIP codes is to serve as a guide but it is not intended to be inclusive of all possibilities. We recognize that some campuses have degree programs centered in schools or colleges that might dictate a different CIP code. The campus should make the appropriate adjustment. In addition, the CIP codes used by the campus should correlate to the Board of Regents. If there is a discrepancy and the campus applies the IPEDS CIP code, then the campus should identify this with a footnote.

11	Computer and Information Sciences and Support Services
14	Engineering
15	Engineering Technologies/Technicians
26	Biological and Biomedical Sciences
27	Mathematics and Statistics
40	Physical Sciences
0109	Animal Sciences
0110	Food Science and Technology
0111	Plant Sciences
0112	Soil Sciences
0301	Natural Resources Conservation and Research
0303	Fishing and Fisheries Sciences and Management
0305	Forestry
0306	Wildlife and Wildlands Science and Management
2901	Military Technologies
3001	Biological and Physical Sciences
3006	Systems Science and Theory
3008	Mathematics and Computer Science
3010	Biopsychology
3016	Accounting and Computer Science
3018	Natural Sciences
3019	Nutrition Sciences
3024	Neuroscience
3025	Cognitive Science
4101	Biology Technician/Biotechnology Laboratory Technician
4102	Nuclear and Industrial Radiologic Technologies/Technicians
4103	Physical Science Technologies/Technicians
4199	Science Technologies/Technicians Other
4211	Physiological Psychology/Psychobiology

Allied Health CIP Code/s

Allied Health and Medical Assisting Services	51.08
Allied Health Diagnostic, Intervention, and Treatment Professions	51.09

Louisiana State University and A&M

Metric II. The following metrics will provide the campus enrollment trends.

Enrollment Headcount as of 14th Class Day	2012-2013	2013-2014	2014-2015	2015-2016	2016-2017	2017-2018	2018-2019
Undergraduate							
14th Day Enrollment for First Time Degree Seeking Freshmen	5,725	5,501	5,655	5,624	5,475	4,917	5,812
14th Day Degree Seeking New Transfer Student Enrollment	902	933	956	1,046	784	703	727
14th Day Degree Seeking Re-Admit Enrollment	400	415	423	396	373	427	394
Degree Seeking Continuing Undergraduates	16,845	17,141	17,418	17,838	17,715	17,251	16,608
First-Time Post-Baccalaureate							55
Non Degree Undergraduates	759	941	1,125	1,255	1,758	2,115	1,767
Total Undergraduate Headcount as of 14th Class Day	24,631	24,931	25,577	26,159	26,105	25,413	25,363
Undergraduate - First Time Degree Seeking Freshmen							
Full-time (In-State Residency)	4,588	4,575	4,649	4,676	4,517	4,089	4,604
Full-time (Non Residency)	1,133	923	1,003	943	953	821	1,205
Part-time (In-State Residency)	5	1	1	4	5	4	2
Part-time (Non Residency)	3	2	2	1	0	3	1
Total First Time Degree Seeking Freshmen Headcount as of 14th Class Day	5,729	5,501	5,655	5,624	5,475	4,917	5,812
Undergraduate							
Full-time (In-State Residency)	18,120	18,537	19,146	19,635	19,361	18,454	18,560
Full-time (Non Residency)	4,561	4,274	4,049	3,967	3,851	3,606	3,873
Part-time (In-State Residency)	1,824	1,975	2,159	2,330	2,708	3,151	2,704
Part-time (Non Residency)	126	145	223	227	203	235	226
Total Undergraduate Headcount as of 14th Class Day	24,631	24,931	25,577	26,159	26,123	25,446	25,363
Graduate							
Full-time (In-State Residency)	3,324	3,236	3,186	3,538	3,261	3,411	3,501
Full-time (Non Residency)	522	536	527	696	916	818	928
Part-time (In-State Residency)	866	915	845	772	731	670	665
Part-time (Non Residency)	206	247	316	362	383	518	530
Total Graduate Headcount as of 14th Class Day	4,918	4,934	4,874	5,368	5,291	5,417	5,624
Grand Total Headcount as of 14th Class Day (Undergraduate & Graduate)	29,549	29,865	30,451	31,527	31,414	30,863	30,987
Total Undergraduate Full-Time-Equivalent (FTE) Enrollment as of 14th Class Day	22,988	23,086	23,521	23,989	23,750	22,772	23,061
Total Graduate Full-Time-Equivalent (FTE) Enrollment as of 14th Class Day	4,243	4,248	4,188	4,876	4,809	4,884	5,118
Total number of High School Dual Enrollments	442	626	801	914	1,401	1,836	1,476

Louisiana State University and A&M

Metric II. The following metrics will provide the campus enrollment trends.

First Time Degree Seeking Enrollment by Race and Ethnicity as of 14th Class Day	2012-2013	2013-2014	2014-2015	2015-2016	2016-2017	2017-2018	2018-2019
Hispanic	364	315	365	347	348	313	421
American Indian or Alaska Native	19	16	16	28	18	31	37
Asian	203	221	241	230	216	197	272
Black or African American	718	709	678	752	738	587	889
Native Hawaiian or Other Pacific Islander	4	9	7	8	7	8	11
White	4,193	3,979	4,104	4,079	3,977	3,590	3,898
Two or More Races	148	177	152	88	71	96	141
Nonresident Alien	67	71	81	49	58	51	54
Race/Ethnicity Unknown	9	4	11	43	42	44	89
Total	5,725	5,501	5,655	5,624	5,475	4,917	5,812
First Time Degree Seeking Enrollment by Gender as of 14th Class Day							
Male	2,720	2,420	2,629	2,496	2,413	2,214	2,548
Female	3,009	3,081	3,026	3,128	3,062	2,703	3,264
Total	5,729	5,501	5,655	5,624	5,475	4,917	5,812
Total Enrollment by Race and Ethnicity as of 14th Class Day							
Hispanic	1,343	1,439	1,630	1,767	1,820	1,877	2,014
American Indian or Alaska Native	94	99	82	97	98	105	122
Asian	908	962	1,085	1,214	1,211	1,219	1,270
Black or African American	3,159	3,319	3,494	3,703	3,741	3,772	3,867
Native Hawaiian or Other Pacific Islander	18	28	29	35	29	35	36
White	22,214	22,176	22,180	22,126	21,960	21,250	20,793
Two or More Races	543	637	697	663	609	559	562
Nonresident Alien	1,617	1,597	1,630	1,704	1,689	1,641	1,645
Race/Ethnicity Unknown	334	229	119	218	257	405	678
Total	30,230	30,486	30,946	31,527	31,414	30,863	30,987
Total Enrollment by Gender as of 14th Class Day							
Male	14,756	14,798	15,067	15,097	14,888	14,592	14,429
Female	15,474	15,688	15,959	16,430	16,526	16,271	16,558
Total	30,230	30,486	31,026	31,527	31,414	30,863	30,987

Louisiana State University and A&M

Metric II. The following metrics will provide the campus enrollment trends.

Louisiana Transfer Enrollment	2012-2013	2013-2014	2014-2015	2015-2016	2016-2017	2017-2018	2018-2019
Transfer from Louisiana Community Colleges	203	254	327	365	292	257	237
Transfers from Louisiana Four-Year Universities	287	323	284	297	242	223	243
Student Credit Hours (SCH)							
Fall SCH	395,747	396,880	401,919	416,464	411,524	396,681	402,926
Spring SCH	359,326	364,201	370,998	383,664	376,243	363,898	
Total number of students enrolled who received TOPS							
Performance	3,455	3,610	3,677	3,784	3,746	3,521	3,423
Opportunity	5,665	5,406	5,435	5,785	5,772	5,480	5,265
Honors	4,055	4,305	4,515	4,703	4,956	4,729	4,776
Tech	0	0	0	0	0	0	0
Total number of students enrolled who received TOPS	13,175	13,321	13,627	14,272	14,474	13,730	13,464
Enrollment by specified discipline							
Total number of student enrolled in STEM	9,911	9,862	10,425	10,716	10,552	9,971	9,856
Total number of students enrolled in Allied Health	0	0	0	0	0	0	0
Total number of students enrolled in Teacher Education (Note BOR Teacher Education Initiative)	1,243	1,039	969	907	801	745	715
Teacher Education Regular Program	1,146	989	915	872	778	713	682
Teacher Education Alternative Program	97	50	54	35	23	32	33

Note: In December 2012, Teacher Education Programs MATE & MATS enrollments moved from Regular to Alternative for 2009-10, 2010-11, and 2011-12

Note: Beginning with Fall 2014 reporting cycle, enrollment in STEM determined by the Complete College America (CCA) definition used by the Board of Regents. Data reported using CCA for 2008-09 through 2014-15

Note: Beginning with Fall 2014 reporting cycle, 14th day degree-seeking transfer enrollment includes fall and continuing summer transfers. This methodology used to report 2008-09 through 2015-16 data in December 2015.

Note: Beginning with Fall 2015 reporting cycle, headcount enrollment and student credit hours includes Hebert Law Center.

Note: Total number of students enrolled who received TOPS for 2017-2018 has been updated with completed data from LOSFA TOPS Payment Summary AY 2017-18 (12/26/2018)

Note: Total number of students enrolled who received TOPS for 2018-2019 is reported with partial data from LOSFA TOPS Payment Summary AY 2018-19 (12/26/2018)

Louisiana State University and A&M

Metric II. The following metrics will provide the campus enrollment trends.

List of STEM/SMART CIP code/s:

The following list of CIP codes is to serve as a guide but it is not intended to be inclusive of all possibilities. We recognize that some campuses have degree programs centered in schools or colleges that might dictate a different CIP code. The campus should make the appropriate adjustment. In addition, the CIP codes used by the campus should correlate to the Board of Regents. If there is a discrepancy and the campus applies the IPEDS CIP code, then the campus should identify this with a footnote.

11	Computer and Information Sciences and Support Services
14	Engineering
15	Engineering Technologies/Technicians
26	Biological and Biomedical Sciences
27	Mathematics and Statistics
40	Physical Sciences
0109	Animal Sciences
0110	Food Science and Technology
0111	Plant Sciences
0112	Soil Sciences
0301	Natural Resources Conservation and Research
0303	Fishing and Fisheries Sciences and Management
0305	Forestry
0306	Wildlife and Wildlands Science and Management
2901	Military Technologies
3001	Biological and Physical Sciences
3006	Systems Science and Theory
3008	Mathematics and Computer Science
3010	Biopsychology
3016	Accounting and Computer Science
3018	Natural Sciences
3019	Nutrition Sciences
3024	Neuroscience
3025	Cognitive Science
4101	Biology Technician/Biotechnology Laboratory Technician
4102	Nuclear and Industrial Radiologic Technologies/Technicians
4103	Physical Science Technologies/Technicians
4199	Science Technologies/Technicians Other
4211	Physiological Psychology/Psychobiology

Allied Health CIP Code/s

51.08	Allied Health and Medical Assisting Services
51.09	Allied Health Diagnostic, Intervention, and Treatment Professions

Variables Description

Headcount Enrollment Undergraduate – Total number of full-time and part-time students enrolled in courses for undergraduate credit.

Headcount Enrollment Graduate – Total number of full-time and part-time students enrolled in courses for graduate credit.

Full-Time Equivalent (FTE) – The calculation of FTE can vary by institution. However, FTE enrollment reported for this metric should reconcile to FTE data you report to the Louisiana BoR, SREB and IPEDS for your

Full-Time Student Undergraduate - a student enrolled for 15 or more semester credits or 30 or more contact hours a week each term. (IPEDS)

Dual Enrollment - A student who is enrolled in high school but who is also enrolled, simultaneously, in a postsecondary institution are considered dual enrolled.

Science Technology Engineering and Mathematics (STEM) - STEM enrollment is calculated based on STEM CIP codes.

Educations, Nursing, Allied Health - Use the CIP codes as defined by IPEDS for these disciplines to determine the number of students enrolled and graduates in these field of study.

Louisiana State University and A& M

Metric III. The following metric will identify the campus trends for retention, graduation, licensure and pass rate.

Analysis of First-time, Full-time, Baccalaureate Degree-seeking Freshmen (fall and prior summer)									
Cohort Type	Cohort Year	Head Count	Average ACT	% continuation to_2nd_Yr	% continuation to_3rd_Yr	Cumulative% Graduating after 4 Yrs	Cumulative % Graduating after 5 Yrs	Cumulative % Graduating after 6 Yrs*	Cumulative% Graduating after 7 Yrs
Total	2006	4,503	25.2	84.7%	75.8%	34.0%	59.2%	65.0%	66.8%
Total	2007	4,588	25.4	85.4%	76.5%	37.9%	62.4%	66.9%	68.5%
Total	2008	5,135	25.4	83.6%	74.3%	37.0%	59.9%	65.0%	66.7%
Total	2009	4,779	25.5	84.1%	75.4%	38.1%	60.0%	64.8%	66.5%
Total	2010	5,477	25.5	83.8%	75.1%	39.2%	60.5%	65.5%	67.1%
Total	2011	5,283	25.4	83.0%	73.0%	38.0%	59.3%	64.2%	66.6%
Total	2012	5,717	25.3	82.5%	73.2%	38.8%	59.8%	64.0%	
Total	2013	5,498	25.5	84.6%	75.5%	41.0%	60.9%		
Total	2014	5,652	25.6	84.7%	74.3%	39.4%			
Total	2015	5,619	25.6	82.8%	72.7%				
Total	2016	5,470	25.7	82.9%	73.4%				
Total	2017	4,910	25.6	83.7%					
Total	2018	5,809	25.5						
First-time, Full-time, Degree-seeking Louisiana Community College Transfers (fall and prior summer)									
LACCT	2006	200		80.5%	65.5%	54.0%	61.0%	63.0%	65.0%
LACCT	2007	210		75.2%	56.2%	53.3%	57.6%	59.5%	61.4%
LACCT	2008	240		83.3%	62.1%	56.3%	64.2%	65.8%	67.5%
LACCT	2009	238		84.0%	62.2%	61.3%	66.4%	68.5%	69.3%
LACCT	2010	226		79.2%	58.0%	58.4%	62.8%	64.6%	65.5%
LACCT	2011	195		85.1%	59.0%	58.5%	64.1%	66.2%	66.7%
LACCT	2012	201		87.6%	60.2%	68.7%	71.6%	72.6%	
LACCT	2013	233		86.3%	65.2%	60.9%	67.8%		
LACCT	2014	305		86.6%	67.9%	57.7%			
LACCT	2015	344		80.8%	57.8%				
LACCT	2016	269		79.6%	66.2%				
LACCT	2017	240		81.3%					
LACCT	2018	220							

* Excludes pre-nursing and pre-allied health transfer preparatory programs that are included in IPEDS Grad Rate.

Louisiana State University and A& M

Metric III. The following metric will identify the campus trends for retention, graduation, licensure and pass rate.

		2011-2012	2012-2013	2013-2014	2014-2015	2015-2016	2016-2017	2017-2018
Licensure exams data								
College of Business ¹		51%	57%	60%	63%	57%	56%	56%
School of Education		SEE METRIC I	SEE METRIC I	SEE METRIC I	SEE METRIC I	SEE METRIC I	SEE METRIC I	SEE METRIC I
College of Engineering ²	Biological	44%	64%	77%	78%	86%	88%	91%
	Chemical	96%	89%	75%	91%	84%	76%	86%
	Civil	59%	68%	66%	72%	72%	65%	53%
	Electrical	68%	56%	60%	88%	55%	77%	74%
	Computer	67%	50%	80%	75%	100%	100%	100%
	Environmental	67%	69%	69%	73%	50%	58%	67%
	Industrial	64%	46%	100%	80%	67%	100%	60%
	Mechanical	93%	85%	86%	94%	82%	88%	96%
	Petroleum	59%	67%	71%	81%	82%	80%	83%
School of Social Work	GSW ³	72%	75%	73%	76%	75%	75%	78%
	LCSW ⁴	69%	76%	74%	68%	62%	63%	74%
School of Veterinary Medicine ⁵		98%	96%	91%	100%	95%	94%	91%

¹CPA Exam Pass Rates represent the average pass rates of all four individual sections.

²National Council of Examiners for Engineering Survey (NCEES) Fundamentals of Engineering (FEE) Passage Rates, by Major

³Graduate Social Work (GSW) Exam Passage Rates for All Students (First-time and Repeat)

⁴Licensed Clinical Social Work Examination for All Students (First-time and Repeat)

⁵North American Veterinary Licensing Examination (NAVLE) Passage Rates

Louisiana State University and A & M

Metric IV. The following metrics will identify the effectiveness of campus research to benefit the state's

Research Expenditures	2011-2012		2012-2013		2013-2014		2014-2015		2015-2016		2016-2017		2017-2018	
	Total	Federal	Total	Federal	Total	Federal	Total	Federal	Total	Federal	Total	Federal	Total	Federal
Field of Science & Engineering														
a. Engineering (Total)	31,189	9,457	30,387	9,345	35,105	10,560	32,448	7,921	35,996	8,325	34,572	7,260	38,913	9,379
(1) Aeronautical & astronautical	0	0	0	0	0	0	0	0	0	0	0	0	0	0
(2) Bioengineering/biomedical engineering	0	0	0	0	0	0	0	0	0	0	0	0	0	0
(3) Chemical	6,402	2,378	5,943	2,377	7,234	3,038	5,161	2,186	6,276	2,417	5,191	1,389	5,306	1,329
(4) Civil	9,689	2,428	10,194	2,225	10,874	2,258	10,789	1,807	10,978	2,017	11,541	2,331	11,879	2,691
(5) Electrical	1,779	850	1,786	1,039	2,738	1,774	2,166	1,314	2,577	1,156	2,580	1,223	2,997	1,320
(6) Industrial									446	23	200	66	217	40
(7) Mechanical	6,012	2,499	5,836	2,444	5,591	2,399	5,455	2,093	5,222	1,997	4,105	1,816	4,479	2,257
(8) Metallurgical & materials	5,026	742	4,102	644	6,089	460	6,595	197	6,084	118	5,410	0	5,953	49
(9) Other	2,281	560	2,526	616	2,579	631	2,282	324	4,413	597	5,545	435	8,082	1,693
b. Physical Sciences (Total)	23,445	13,088	21,682	12,493	21,816	12,964	21,815	11,552	21,641	11,838	18,822	10,974	24,133	12,376
(1) Astronomy	0	0	0	0	0	0	0	0	0	0	0	0	0	0
(2) Chemistry	10,225	5,343	10,093	5,330	8,503	4,595	7,922	3,778	7,938	3,709	6,711	3,440	9,652	4,119
(3) Materials Science									0	0	0	0	0	0
(4) Physics	13,189	7,745	11,511	7,146	13,062	8,327	13,502	7,723	13,415	8,063	11,847	7,393	14,148	8,197
(5) Other	31	0	78	17	251	42	391	51	288	66	264	141	333	60
c. Environmental Sciences (Total)	32,372	9,133	30,493	7,420	31,609	8,985	33,702	8,595	32,845	7,948	29,440	6,967	31,488	7,956
(1) Atmospheric	0	0	0	0	0	0	0	0	0	0	0	0	0	0
(2) Earth sciences	4,097	804	3,618	954	4,211	1,568	5,295	1,493	5,088	1,378	4,285	1,216	5,386	1,431
(3) Oceanography	22,125	6,902	20,786	5,309	21,210	6,194	21,595	5,825	20,557	4,930	18,124	4,476	19,227	4,976
(4) Other	6,150	1,427	6,089	1,157	6,188	1,223	6,812	1,277	7,200	1,640	7,031	1,275	6,875	1,549
d. Mathematical Sciences (Total)	2,188	1,464	1,663	1,382	1,715	1,427	1,989	1,430	1,872	1,459	1,887	1,639	1,906	1,714
e. Computer Sciences (Total)	2,827	1,318	2,828	1,408	2,767	1,809	3,110	1,541	3,917	1,511	3,459	1,273	3,782	1,437
f. Life Sciences (Total)	29,997	13,950	31,814	14,900	31,803	14,405	31,449	13,479	34,265	15,282	31,755	13,589	34,212	13,725
(1) Agricultural	523	185	686	245	937	282	895	276	353	199	211	119	235	104
(2) Biological	25,001	13,100	26,936	14,333	26,783	13,874	26,377	12,961	11,129	7,598	9,509	6,598	9,933	6,009
(3) Health Sciences	3,792	181	3,730	41	3,742	37	3,842	53	22,547	7,440	21,960	6,841	23,984	7,566
(4) Natural Resources									236	45	75	31	60	46
(5) Other	681	484	462	281	341	212	335	189	0	0	0	0	0	0
g. Psychology (Total)	1,475	937	1,026	785	1,168	880	607	447	960	316	573	142	802	93
h. Social Sciences (Total)	4,438	2,091	4,006	1,655	4,286	1,789	3,589	1,471	3,718	1,264	4,264	1,496	4,296	1,303
(1) Anthropology									0	0	0	0	0	0
(2) Economics	1,331	652	1,238	458	1,967	840	1,486	734	580	196	934	350	830	10
(3) Political science	232	-1	364	47	216	5	221	0	223	18	201	17	158	6
(4) Sociology	693	419	367	180	240	110	502	130	1,170	475	1,543	333	1,433	399
(5) Other	2,182	1,021	2,037	970	1,863	834	1,380	607	1,745	575	1,586	796	1,875	888
i. Other Sciences, not elsewhere classified (Total)	15,788	2,970	14,700	1,878	15,370	2,931	11,969	613	12,154	831	10,097	288	9,735	240

Louisiana State University and A & M

Metric IV. The following metrics will identify the effectiveness of campus research to benefit the state's

Research Expenditures	2011-2012		2012-2013		2013-2014		2014-2015		2015-2016		2016-2017		2017-2018	
j. Non-S&E Fields														
(1) Business Management									9,066	1,800	6,570	1,600	8,242	856
(2) Communication									1,049	36	1,067	14	1,247	31
(3) Education									187	4	158	12	428	58
(4) Humanities									2,056	1,438	1,821	1,283	745	422
(5) Law									1,114	51	544	31	790	92
(6) Social Work									927	0	672	7	691	76
(7) Visual & Performing Arts									55	0	27	0	16	7
(8) Other									1,385	132	99	53	172	25
									2,293	139	2,182	200	4,562	145
k. Total (sum of a through j)	143,719	54,408	138,599	51,266	145,639	55,750	140,678	47,049	156,434	50,574	141,439	45,228	157,509	49,079

Louisiana State University and A & M

Metric V: Technology Transfer

	2011-2012	2012-2013	2013-2014	2014-2015	2015-2016	2016-2017	2017-2018
Invention Disclosures	38	31	42	56	56	72	61
Licenses\Options Executed	5	2	3	7	14	21	16
New Patents Filed - Total	14	15	12	20	43	44	54
New Patents Filed - First in Family	*	*	*	*	17	16	24
US Patents Issued	4	10	16	9	13	15	12
Active License Agreements	27	26	26	31	36	59	66
Licenses Generating Income	19	16	15	16	22	12	12
Total Licensing Income	\$447,892	\$624,135	\$907,616	\$764,290	\$263,934	\$280,672	\$315,275
Start-up Companies Formed	0	1	0	3	1	2	0
Legal Fees Expended	\$429,485	\$275,845	\$316,937	\$332,338	\$364,019	\$305,166	\$403,180
Legal Fees Reimbursed	\$33,642	\$47,599	\$3,928	\$15,499	\$5,270	\$240,719	Not reported
Percent of Expenses Reimbursed	8%	17%	1%	5%	1%	79%	N/A
Legal Fees as a % License Income	96%	44%	35%	43%	138%	109%	128%
Cost per Patent Filed	\$30,678	\$18,390	\$26,411	\$16,617	\$8,466	\$6,936	\$7,466

LEGEND:

* = 2015-2016 was the first year to track

Louisiana State University and A&M

Metric VI. The following metrics will identify the tuition and fee revenues, and, other revenue resources.

	2011-2012	2012-2013	2013-2014	2014-2015	2015-2016	2016-2017	2017-2018
Total Endowment Value (includes \$__19,586,656__ at Alumni, \$_458,497,672_ at LSU Foundation, \$ __22,580,389_ at LSU)	\$328,557,309	\$356,520,335	\$395,562,005	\$425,409,958	\$416,786,828	\$479,694,123	\$500,664,717
Earned Interest on Endowments	\$11,759,696	\$13,111,174	\$14,207,861	\$16,158,675	\$14,793,729	\$17,303,352	\$17,064,185
Dollar amount of the endowment approved each fiscal year and made available for expenditures by the campus	\$11,875,074	\$13,344,257	\$14,227,534	\$16,180,494	\$14,967,165	\$17,144,192	\$17,193,383
Total # of Foundations							
Foundations total Assets (\$ Amount)	\$566,678,502	\$602,056,292	\$680,602,247	\$663,474,409	\$651,393,401	\$690,666,062	\$714,990,461
Click here to go to the Foundations Supplemental Table							
Total # of Board of Regents Support Fund							
Total Value (\$ Amount) of BoR Support Fund ¹	\$157,018,445	\$173,372,710	\$198,207,790	\$210,884,877	\$207,176,712	\$235,243,394	\$243,530,805
Click here to go to the BoR Support Funds Supplemental Table							
Total number of affiliated off-campus sites (For example, LSU South Campus)							
Total net revenue generated by affiliated off-campus sites	\$184,507	\$328,567	\$534,254	\$535,965	\$540,028	\$538,729	\$540,203
Total \$ amount contributed back to campus by affiliated off- campus sites	\$184,507	\$328,567	\$534,254	\$535,965	\$540,028	\$538,729	\$540,203
Click here to go to the Affiliated Supplemental Table							
Total Gross Revenue Generated from tuition and fees							
Total Gross Revenue From First-Time-Full-Time Freshmen	\$41,268,912	\$48,898,772	\$50,804,646	\$57,309,718	\$60,561,545	\$64,168,034	\$59,249,531
Gross Revenue From First-Time-Full-Time Freshmen (In-State Only)	\$21,153,361	\$26,258,619	\$29,271,569	\$33,297,698	\$37,761,936	\$40,652,489	\$39,100,511
Gross Revenue From First-Time-Full-Time Freshmen (Out-of-State Only)	\$20,115,551	\$22,640,153	\$21,533,077	\$24,012,020	\$22,799,610	\$23,515,544	\$20,149,020
Net Revenue From First-Time-Full-Time Freshmen	\$34,330,076	\$40,464,549	\$42,377,598	\$50,051,867	\$52,370,421	\$55,255,647	\$44,898,733
Net Revenue From First-Time-Full-Time Freshmen (In-State Only)	\$17,206,310	\$21,544,282	\$24,077,225	\$28,768,544	\$32,449,934	\$37,734,536	\$31,343,378
Net Revenue From First-Time-Full-Time Freshmen (Out-of-State Only)	\$17,123,766	\$18,920,267	\$18,300,373	\$21,283,323	\$19,920,487	\$17,521,111	\$13,555,355
Financial Aid							
Total institutional dollars awarded need based aid for entering freshmen class	\$2,531,340	\$3,225,447	\$3,247,021	\$4,093,106	\$4,791,764	\$4,923,131	\$4,915,757
Total institutional dollars awarded non-need based aid for entering freshmen class	\$6,740,939	\$8,068,681	\$8,870,263	\$12,653,037	\$16,463,492	\$14,304,821	\$14,657,939
Total institutional dollars awarded need based aid for entering freshmen class LA residents	\$2,288,600	\$2,966,684	\$3,224,235	\$4,048,552	\$4,752,990	\$4,883,130	\$4,880,911
Total institutional dollars awarded non-need based aid for entering freshmen class LA residents	\$2,480,313	\$2,872,069	\$3,463,601	\$4,109,763	\$7,524,098	\$4,783,676	\$5,133,865
Total institutional dollars awarded need based aid for entering freshmen class non-residents	\$242,740	\$258,763	\$22,786	\$44,554	\$38,774	\$40,001	\$34,846
Total institutional dollars awarded non-need based aid for entering freshmen class non-residents	\$4,260,626	\$5,196,612	\$5,406,662	\$8,543,274	\$8,939,394	\$9,521,145	\$9,523,974
State Appropriation per FTE²	\$5,340	\$4,934	\$4,191	\$4,172	\$4,081	\$4,097	\$4,003
Net Revenue Generated from auxiliary enterprises (i.e., bookstores, dining services)	\$20,696,795	\$15,881,226	\$18,919,888	\$23,045,303	\$18,340,849	\$17,578,127	\$7,312,924

¹ Total assets from LSU Foundation and Alumni Foundation audited consolidated financial statement. The only assets included in these statements that relate to the Tiger Athletic Foundation are the endowed funds the LSU Foundation manages for TAF. TAF's total assets are reported in its own financial statements. LSU Foundation total assets are included on LSU A&M, Law Center, and LSU Agricultural Center Metric reports.

² State Appropriation per FTE = the Board of Regents Formula Appropriations Per FTE which includes State General Fund and Statutory Dedications.

Louisiana State University and A&M

Metric VI. The following metrics will identify the tuition and fee revenues, and, other revenue resources.

Definitions:

Endowment Value equals the market value of the endowment as of June 30 of the reporting year.

FTE- Full time equivalent

Payout from Endowment equal interest earned on endowment.

Gross Revenue Generated from Student Enrollment FTE equals revenue gain from student tuitions and fees.

Net Revenue Generated from Student Enrollment FTE equals gross revenue from enrollment headcount minus institutional supported financial aid.

Net Revenue from Auxiliary equal gross revenue generated from auxiliary enterprises minus debt services and other financial obligations.

Louisiana State University A&M

Metric VII. The following metric will identify teaching and research productivity

	Fall 2011	Fall 2012	Fall 2013	Fall 2014	Fall 2015	Fall 2016	Fall 2017
Enrollment in Fall Semester Lecture and Seminar Courses							
Lower Division Undergraduate Courses							
Total Enrollment	75,650	76,675	77,095	78,284	79,129	77,632	72,660
Number of Sections	1,423	1,468	1,522	1,567	1,523	1,523	1,496
Average section size	53	52	51	50	52	51	49
Upper Division Undergraduate Courses							
Total Enrollment	31,150	31,549	31,727	32,440	33,559	33,849	33,950
Number of Sections	1,005	1,035	996	984	1,017	989	1,018
Average section size	31	30	32	33	33	34	33
Graduate/Professional Courses							
Total Enrollment	9,291	9,340	9,361	9,206	11,683	11,488	11,370
Number of Sections	552	563	550	534	606	606	610
Average section size	17	17	17	17	19	19	19
All Lecture and Seminar Courses							
Total Enrollment	116,091	117,564	118,183	119,930	124,371	122,969	117,980
Number of Sections	2,980	3,066	3,068	3,085	3,146	3,118	3,124
Average section size	39	38	39	39	40	39	38
Fall Teaching Activity							
Tenure/tenure track (T/TT) FTE faculty assigned to classes	858.76	881.14	884.41	889.57	899.10	924.01	911.26
Non tenure/tenure track FTE faculty assigned to classes	333.18	348.62	350.12	349.81	358.37	421.65	425.61
FTE graduate assistants assigned to classes	180.76	166.8	170.82	141.3	132.67	144	145.00
Organized class sections including labs, fall only							
Sections taught by tenure/tenure track faculty	1,600	1,630	1,780	1,869	1,797	1,892	1,844
Sections taught by non tenure/tenure track faculty	1,086	1,161	1,285	1,428	1,479	1,597	1,602
Sections taught by graduate assistants	575	553	620	492	490	488	483
Average # of class sections taught per FTE T/TT faculty	1.86	1.85	2.01	2.10	2.00	2.05	2.02
Average # of class sections taught per FTE non T/TT faculty	3.26	3.33	3.67	4.08	4.13	3.79	3.76
Average # of class sections taught per 0.5 FTE graduate assistants	1.59	1.66	1.81	1.74	1.85	1.69	1.67
% class sections taught by T/TT faculty	49%	49%	48%	49%	48%	48%	47%
% class sections taught by non T/TT faculty	33%	35%	35%	38%	39%	40%	41%
% class sections taught by graduate assistants	18%	17%	17%	13%	13%	12%	12%
Student Credit Hours (SCH'S), fall only							
Undergraduate	332,019	334,258	337,168	348,478	346,010	356,458	341,837
Graduate	43,334	43,032	41,787	40,685	40,148	32,549	34,243
Total student credit hours	375,353	377,290	378,955	389,163	386,158	389,007	376,080
Undergraduate SCH'S taught by T/TT faculty	144,306	136,831	134,695	141,206	143,422	141,908	138,379
Graduate SCH's taught by T/TT faculty	36,421	36,884	36,525	34,179	33,643	27,481	26,890
Total SCH's taught by T/TT faculty	180,727	173,715	171,220	175,385	177,065	169,389	165,270
Total SCH's taught by non T/TT faculty	147,279	159,009	162,634	174,419	174,827	184,251	177,042
Total SCH's taught by graduate assistants	47,347	44,565	44,621	39,360	34,266	35,368	33,768

Louisiana State University A&M

Metric VII. The following metric will identify teaching and research productivity

	Fall 2011	Fall 2012	Fall 2013	Fall 2014	Fall 2015	Fall 2016	Fall 2017
Undergraduate SCH's taught per T/TT FTE faculty	168	155	152	159	160	154	152
Graduate sch's taught per T/TT FTE faculty	42	42	41	38	37	30	30
Total sch's taught per T/TT FTE faculty	210	197	194	197	197	183	181
Total sch's taught per non T/TT FTE faculty	442	456	465	499	488	437	416
Total sch's taught per 0.5 FTE graduate assistants	131	134	131	139	129	123	116
% sch's taught by T/TT faculty	48	46	45	45	46	44	44
% sch's taught by non T/TT faculty	39	42	43	45	45	47	47
% sch's taught by graduate assistants	13	12	12	10	9	9	9
Annual Instruction and Research Ratios							
Annual student credit hours (sch's), fall & spring							
Undergraduate	650,900	656,143	662,791	676,714	688,803	678,442	651,003
Graduate	100,509	98,930	98,290	96,203	111,325	109,325	109,562
Total	751,409	755,073	761,081	772,917	800,128	787,767	760,565
Annual FTE students	25,885	25,994	26,188	26,566	27,599	27,170	26,265
Direct unrestricted instructional expenditures	164,087,820	161,462,479	168,276,409	175,961,805	186,218,363	188,187,520	193,782,053
Direct unrestricted instructional expenditures per SCH	218	214	221	228	233	239	255
Direct unrestricted instructional expenditures per FTE student	6,339	6,212	6,426	6,624	6,747	6,926	7,378
Personnel costs as % of direct unrestricted instructional expenditures	91	91	92	92	92	92	92
Total FTE faculty (instruction, research, public service)	1298.4	1322.39	1339.39	1379.8	1333.39	1446.95	1653.00
Total T/TT FTE faculty (instruction, research, public service)	937.1	958.9	952.4	973.08	979.77	1016.69	1012.00
Tenure/Tenure Track FTE faculty as % of total FTE faculty	72.2%	72.5%	71.1%	70.5%	73.5%	70.3%	61.2%
Research expenditures	149,885,000	145,005,000	153,099,000	147,627,000	156,434,000	141,439,000	157,509,000
Research expenditures per T/TT FTE faculty	\$159,946	\$151,220	\$160,751	\$151,711	\$159,664	\$139,117	\$155,641

***Note: Beginning in Fall 2016 LSU data source has changed to Workday. Due to reporting from a different platform, some methodologies have been revised. Law Center faculty and class sections are also included beginning this year.

Louisiana State University A&M

Metric VII. The following metric will identify teaching and research productivity

	Fall 2011	Fall 2012	Fall 2013	Fall 2014	Fall 2015	Fall 2016	Fall 2017
Definitions:							
Enrollment in Fall Semester Lecture and Seminar Courses							
Total enrollment, number of sections offered, and average section size are reported by course level for fall semester lecture and seminar classes. Courses offered through Academic Programs Abroad and Continuing Education are excluded. Source: fall semester 14 th class day course file.							
Lower Division Undergraduate Courses: Courses typically associated with the first and second years of college study; courses numbered 0001 through 2999.							
Upper Division Undergraduate Courses: Courses typically associated with the third and fourth years of college study; courses numbered 3000 through 4999.							
Graduate/Professional Courses: Courses typically associated with first professional or post-baccalaureate study; courses numbered 5000 through 9999.							
Fall Teaching Activity							
Full Time Equivalent (FTE) faculty: Faculty appointed at 100% effort are 1 FTE. Faculty appointed at 50% effort are 0.5 FTE.							
Full Time Equivalent (FTE) graduate assistants: Typical appointment for a graduate assistant is 50% effort or 0.5 FTE.							
Full Time Equivalent (FTE) faculty assigned to classes include (1) faculty who are tenured or on tenure track appointment, (2) faculty on annual appointment, and (3) graduate assistants. Only classes taught as part of the normal salary (on load) are included. Only unrestricted instruction, research, and public service funds are used in calculation of FTE. Source: fall semester faculty assignment file.							
Organized class sections: Regularly scheduled classes meeting in classroom or similar facilities at stated times; lecture, laboratory, and seminar instruction; excludes independent study classes. Source: fall semester faculty assignment file.							
Student credit hour (SCH): Course credit value multiplied by course enrollment.							
Annual Instruction and Research Ratios							
Annual student credit hours: Fall and spring student credit hours reported by level of student (undergraduate or graduate). Source: fall and spring 14 th class day course files.							
Annual full time equivalent (FTE) student is equivalent to the sum of undergraduate fall and spring student credit hours divided by 30 plus the sum of graduate fall and spring student credit hours divided by 24.							
Direct unrestricted instructional expenditures: Instructional funds expended by academic units (those offering degrees and/or courses.) Source: Analysis of Current Unrestricted Fund Expenditures (C-2A), Supplement to the Financial Report.							
Personnel costs: Salaries, wages, and related benefits reported on Analysis of Current Unrestricted Fund Expenditures (C-2A), Supplement to the Financial Report.							
Total FTE faculty: All faculty ranks charged to instruction, research, and public service funds regardless of source. Includes both faculty assigned to classes and those who are not. Source: October 31 census payroll file.							
Total FTE tenure/tenure track faculty: Faculty described above who are tenured or on tenure track appointments.							
Research expenditures: Grand total research and development expenditures from both science and engineering (S&E) and non-S&E fields. Source: National Science Foundation (NSF) Survey of Research and Development Expenditures at Universities and Colleges.							

Table I: Affiliated Off-Campus Sites

LSU Campus	Name of Affiliated Off- Campus Site	Gross Revenue Generated by Affiliate Campus	Net Revenue Generated by Affiliated Campus	\$ Amount Contributed Back to Campus by Affiliated Off-Site Campus
LSU A&M	EA Sports -- South Campus*			
	2011-12	\$114,000	\$114,000	\$114,000
	2012-13	\$260,250	\$260,250	\$260,250
	2013-14	\$465,000	\$465,000	\$465,000
	2014-15	\$465,000	\$465,000	\$465,000
	2015-16	\$465,000	\$465,000	\$465,000
	2016-17	\$465,000	\$465,000	\$465,000
	2017-18	\$465,000	\$465,000	\$465,000
LSU A&M	Tsunami Sushi -- Shaw Center			
	2011-12	\$78,341	\$70,507	\$70,507
	2012-13	\$75,908	\$68,317	\$68,317
	2013-14	\$76,949	\$69,254	\$69,254
	2014-15	\$78,850	\$70,965	\$70,965
	2015-16	\$83,365	\$75,028	\$75,028
	2016-17	\$81,921	\$73,729	\$73,729
	2017-18	\$83,559	\$75,203	\$75,203

*Rental income per contract with Department of Economic Development.

Table II: Board of Regent Support Funds

LSU Campus	Name of Support Fund	Year	Market Value (\$ Amount)
LSU A&M	Endowed Chairs/Professorship Programs*	2011-12	\$157,018,445
		2012-13	\$173,372,710
		2013-14	\$198,207,790
		2014-15	\$210,884,877
		2015-16	\$207,176,712
		2016-17	\$235,243,394
		2017-18	\$243,530,805

*Market value of combined private and state program assets managed by LSU Foundation for Endowed Chairs/Professorship Programs.

Table III: Summary of Campus Foundations

LSU Campus	Foundation	Year	Total Assets (\$ Amount)	
LSU A&M	Alumni Association	2011-12	\$33,694,184	
		2012-13	\$34,274,908	
		2013-14	\$36,525,622	
		2014-15	\$36,915,148	
		2015-16	\$34,862,610	
		2016-17	\$36,158,786	
		2017-18	\$35,908,027	
LSU A&M	LSU Foundation, including Tiger Athletic Found*	2011-12	\$532,984,318	
		2012-13	\$567,781,384	
		2013-14	\$644,076,625	
		2014-15	\$626,559,261	
		2015-16	\$616,530,791	
		2016-17	\$654,507,276	
		2017-18	\$679,082,434	

*Total assets from LSU Foundation's audited consolidated financial statement. The only assets included in these statements that relate to the Tiger Athletic Foundation are the endowed funds the LSU Foundation manages for TAF. TAF's total assets are reported in its own financial statements. Total assets reported for LSU A&M are reported as well in Law Center and LSU Agricultural Center Metric V.

LOUISIANA STATE UNIVERSITY

NATIONAL BENCHMARK REPORT

Institution Name	Total Six-Year Graduation Rate 2011Cohort	Total Research Expenditures 2016-2017	Total Degrees Awarded 2016-2017	Percent Graduate Student Headcount of Total Headcount Fall 2017	Graduation Rate Cohort As a % of New Degree-Seeking Undergraduates Fall 2017
Louisiana State University	67%	\$269,770,158	6,749	18%	67%
Colorado State University-Fort Collins	69%	\$198,977,757	7,081	23%	65%
Iowa State University	73%	\$211,002,625	859	15%	72%
Mississippi State University	32%	\$180,765,948	4,541	16%	62%
North Carolina State University at Raleigh	79%	\$335,665,339	9,137	30%	69%
Purdue University-Main Campus	78%	\$291,866,393	10,893	25%	84%
Texas A & M University-College Station	82%	\$746,300,569	16,167	22%	68%
The University of Tennessee	70%	\$227,956,966	6,921	21%	77%
University of Arkansas	62%	\$150,992,905	6,068	16%	76%
University of Georgia	85%	\$439,286,694	10,696	23%	77%
University of Illinois at Urbana-Champaign	85%	\$565,535,323	12,557	30%	76%
University of Maryland-College Park	85%	\$461,242,784	10,961	26%	68%
University of Nebraska-Lincoln	68%	\$221,171,198	5,333	20%	85%
Virginia Polytechnic Institute and State University	84%	\$369,308,852	8,427	15%	87%
Average-Excluding LSU	73%	\$338,467,181	8,434	22%	74%

Source: IPEDS Data Center Provisional Release Data as of January 29, 2019.

Note: LSU values include LSU Ag. Center, Hebert Law Center, and Pennington Biomedical Research Center as published by IPEDS.


Percent Graduate Enrolled Includes First-Professional

Degrees Awarded Include Certificates

**Louisiana State University
Agricultural Center
Metric Data**



March 15, 2019



Louisiana State University Agricultural Center

Executive Summary

Declining state appropriations and unfunded mandated costs continue to hamper our ability to maintain vital LSU AgCenter programs, which target agricultural productivity and profitability, coastal restoration, improved health and welfare, youth development, family success, community sustainability, conservation of soil and water resources, biofuel development, and more.

The AgCenter has taken a variety of measures to balance the budget. Some of these measures include:

Partial hiring freezes in the last four years.

Continued implementation of administrative restructuring; consolidation, restructuring of units; and adjusting programs accordingly.

Restructuring of numerous faculty positions to jointly cover extension, research, and teaching needs.

Reviewing the overall staffing plan for field and station operations to better align programs and personnel with available resources and continue to maximize productivity. The staffing model for agricultural extension agents has been changed in response to reduced financial resources and the need for more highly technical information.

Redesigned business processes to achieve efficiencies; however, these efforts are complicated by implementation of a new ERP, Workday.

Studying all programs to ensure they align closely with core mission, clientele needs, and College of Agricultural student teaching objectives.

Seeking opportunities to maximize resources through collaborative efforts internally and externally.

Deferral of critical equipment and maintenance needs.

Continued emphasis on external grant funding and recognition of faculty who excel in this area.

Retirement incentive programs in 2009 and 2010 and 2015.

Sustained effort to increase local support for parish Extension Service programs and redesign the overall funding model.

Increased emphasis on securing private and corporate funding and other support.

Among the AgCenter's details in the attached are:

The LSU AgCenter continues to be a national leader in the area of technology transfer.

The Louisiana 4-H youth development program is one of the largest among our peers, and the success of that program remains steady. The reduced number of 4-H agents directly impacts the number of youth who can be reached and the variety of programs that can be offered. The AgCenter continues its commitment to a parish based 4-H model.

The AgCenter's website and other technology delivery tools continue to play an essential role in the extension outreach program.

Many factors can negatively impact the AgCenter's ability to deliver the level and range of research and educational programs to which the public is accustomed. The AgCenter continues to make every effort to maintain the most critical programs, to remain true to the core mission of improving the lives of Louisiana citizens, and to provide the most possible for every dollar invested in the LSU AgCenter. However, the current level of state funding will not sustain the AgCenter's programs. The LSU AgCenter must have an increase in state general funding.

LSU AgCenter MISSION:

The overall mission of the LSU Agricultural Center is to enhance the quality of life for people through research and educational programs that develop the best use of natural resources, conserve and protect the environment, enhance development of existing and new agricultural and related enterprises, develop human and community resources, and fulfill the acts of authorization and mandates of state and federal legislative bodies.

LSU AgCenter


Metrics at a Glance


2017-2018


Legend:

Statistic		
High	X	Y
Low	Z	%


Most Recent Available
% Change from Previous Period


Increase from Previous Year 


No change 


Decrease from Previous Year 


Metric IV Research Expenditures


Total Research (in thousands)	
96,360	75,481
75,481	 -6.7%

Number of all research publications	
1,052	733
581	 26.2%


Dollar amount of grants and contracts awards received	
32,357,786	24,186,753
19,423,446	 -13.0%


Dollar amount of restricted expenditures	
49,163,387	46,337,337
29,658,844	 13.1%


Number of 4-H volunteer leaders	
9,237	8,831
7,229	 21.9%


Number of 4-H participants in community service activities	
49,484	46,628
38,082	 12.4%


Metric V Technology Transfer


Invention Disclosures	
54	44
25	 51.7%

Licenses\Options Executed	
18	10
5	 100.0%


New Patents Filed - Total	
37	14
4	 -62.2%


Active License Agreements	
79	72
58	 10.8%


Licenses Generating Income	
79	44
34	 29.4%

Total Licensing Income	
10,620,789	7,286,800
7,286,800	 -8.9%

Metric VI Revenues

Market Value of Endowment	
17,624,854	17,624,854
10,841,052	 2.9%

Earned Interest on Endowments	
623,883	623,883
344,837	 2.3%

Market Value (\$ Amount) of BoR Support Fund (Chairs & Professorships)	
9,960,373	9,960,373
5,755,850	 1.5%

LSU AgCenter

Metric IV. The following metrics will identify the effectiveness of campus research and technology transfer to benefit the state's economic development.

Field of Science & Engineering	FY 2012		FY 2013		FY 2014		FY 2015		FY 2016		FY 2017		FY 2018	
	Total	Federal	Total	Federal	Total	Federal	Total	Federal	Total	Federal	Total	Federal	Total	Federal
a. Engineering (Total)	5,974	1,788	7,654	3,221	6,273	2,208	6,280	2,042	6,714	2,413	6,094	2,562	3,843	1,848
(1) Aeronautical & astronautical	0	0	0	0	0	0	0	0	0	0	0	0	0	0
(2) Bioengineering/biomedical engineering	0	0	0	0	0	0	0	0	0	0	0	0	0	0
(3) Chemical	0	0	0	0	0	0	0	0	0	0	0	0	0	0
(4) Civil	0	0	0	0	0	0	0	0	0	0	0	0	0	0
(5) Electrical	0	0	0	0	0	0	0	0	0	0	0	0	0	0
(6) Mechanical	0	0	0	0	0	0	0	0	0	0	0	0	0	0
(7) Metallurgical & materials	0	0	0	0	0	0	0	0	0	0	0	0	0	0
(8) Other	5,974	1,788	7,654	3,221	6,273	2,208	6,280	2,042	6,714	2,413	6,094	2,562	3,843	1,848
b. Physical Sciences (Total)	0	0	0	0	0	0	0	0	0	0	0	0	0	0
(1) Astronomy	0	0	0	0	0	0	0	0	0	0	0	0	0	0
(2) Chemistry	0	0	0	0	0	0	0	0	0	0	0	0	0	0
(3) Physics	0	0	0	0	0	0	0	0	0	0	0	0	0	0
(4) Other	0	0	0	0	0	0	0	0	0	0	0	0	0	0
c. Environmental Sciences (Total)	0	0	0	0	0	0	0	0	0	0	0	0	0	0
(1) Atmospheric	0	0	0	0	0	0	0	0	0	0	0	0	0	0
(2) Earth sciences	0	0	0	0	0	0	0	0	0	0	0	0	0	0
(3) Oceanography	0	0	0	0	0	0	0	0	0	0	0	0	0	0
(4) Other	0	0	0	0	0	0	0	0	0	0	0	0	0	0
d. Mathematical Sciences (Total)	302	0	283	0	365	0	245	0	191	0	197	0	240	0
e. Computer Sciences (Total)	0	0	0	0	0	0	0	0	0	0	0	0	0	0
f. Life Sciences (Total)	78,661	10,700	76,984	12,643	76,575	9,174	78,428	10,801	83,144	11,713	74,477	9,404	70,989	10,311
(1) Agricultural	71,683	9,084	70,816	10,962	71,305	8,380	73,118	9,497	67,380	7,134	60,656	5,855	59,196	6,705
(2) Biological	6,978	1,616	6,168	1,681	5,270	794	5,310	1,304	5,538	932	5,396	938	5,163	1,187
(3) Medical	0	0	0	0	0	0	0	0	0	0	0	0	0	0
(4) Natural Resources	0	0	0	0	0	0	0	0	10,226	3,647	8,425	2,611	6,630	2,419
(4) Other	0	0	0	0	0	0	0	0	0	0	0	0	0	0
g. Psychology (Total)	0	0	0	0	0	0	0	0	0	0	0	0	0	0
h. Social Sciences (Total)	3,719	901	3,374	1,200	3,443	870	3,483	1,136	0	0	0	0	0	0
(1) Economics	3,719	901	3,374	1,200	3,443	870	3,483	1,136	0	0	0	0	0	0
(2) Political science	0	0	0	0	0	0	0	0	0	0	0	0	0	0
(3) Sociology	0	0	0	0	0	0	0	0	0	0	0	0	0	0
(4) Other	0	0	0	0	0	0	0	0	0	0	0	0	0	0
i. Other Sciences, not elsewhere classified (Total)	0	0	243	0	0	0	204	0	332	0	163	0	409	0
j. Total (sum of a through i)	88,656	13,389	88,538	17,064	86,656	12,252	88,640	13,979	90,381	14,126	80,931	11,966	75,481	12,159

LSU AgCenter

Metric IV. The following metrics will identify the effectiveness of campus research and technology transfer to benefit the state's economic development.

Enhance the Competitiveness and Sustainability of Louisiana's Food, Fiber, and Natural Resource Based Industries									
	2011-2012	2012-2013	2013-2014	2014-2015	2015-2016	2016-2017	2017-2018		
Average adoption rate of recommended best management practices	71.5%	86.7%	71.3%	78.1%	90.0%	76.5%	62.4%		
Number of research projects	268	247	222	181	161	164	167		
Number of all research publications	1,027	1,042	897	748	651	581	733		
Number of refereed research publications only	501	507	458	298	318	317	385		
Number of new and revised numbered extension publications	125	83	87	92	292	229	184		

Support Increased Economic Opportunities and Improve Quality of Stakeholder's Life									
Dollar amount of grants and contracts awards received	30,027,220	24,189,985	19,423,446	20,232,503	32,357,786	27,803,644	24,186,753		
Dollar amount of restricted expenditures	43,988,246	42,566,431	42,820,393	49,163,387	49,080,501	40,975,276	46,337,337		
Number of educational programs - agriculture and natural resources programs	11,431**	5,367	4,991	7,224	2,839	2,228	2,465		
- nutrition and health programs	13,628**	12,438	10,630	10,877	11,244	9,343	9,052		
Number of educational contacts - agriculture and natural resources programs	604,973**	620,163	666,437	648,609	761,380	673,718	731,210		
- nutrition and health programs	530,946**	252,866	265,119	278,133	288,843	243,604	262,063		
Number of web-based contacts - number of web pages viewed	94,345,406	101,745,875	97,433,749	96,292,789	94,224,309	48,758,738	55,334,937		

Build Leaders and Good Citizens through 4-H Youth Development									
Number of 4-H members and participants	208,568	215,130	221,223	221,223	324,773	160,455	178,801		
Number of 4-H volunteer leaders	7,255	7,243	8,743	9,237	8,961	7,245	8,831		
Number of 4-H participants in community service activities	47,846	39,568	46,729	46,637	49,484	41,489	46,628		

* Introduction of new web design.

** New data collection system implemented. Current reporting system allows a count of each individual educational program conducted whereas the previous system did not allow that count. The new system counts all activities with 2 or more participants as a group teaching method. We have also added nutrition educators to the reporting system. The frequency of reporting has been increased thus increasing accuracy.

Decrease due to loss in faculty resulting in fewer research projects and funding

LSU AgCenter

Metric V: Technology Transfer

	2011-2012	2012-2013	2013-2014	2014-2015	2015-2016	2016-2017	2017-2018
Invention Disclosures	27	30	36	34	54	29	44
Licenses\Options Executed	9	15	14	9	8	5	10
New Patents Filed - Total	6	6	13	4	17	37	14
New Patents Filed - First in Family	*	*	*	*	4	11	6
US Patents Issued	3	3	2	6	6	6	2
Active License Agreements	58	79	68	64	70	65	72
Licenses Generating Income	44	79	38	44	64	34	44
Total Licensing Income	\$9,582,731	\$9,294,880	\$9,258,701	\$9,757,484	\$7,301,731	\$7,996,886	\$7,286,800
Start-up Companies Formed	1	0	1	2	0	0	0
Legal Fees Expended	\$199,868	\$239,850	\$197,746	\$276,698	\$388,560	\$356,695	\$431,316
Legal Fees Reimbursed	\$68,184	\$170,421	\$97,776	\$97,776	\$75,697	\$30,714	Not reported
Percent of Expenses Reimbursed	34%	71%	49%	35%	19%	9%	N/A
Legal Fees as a % License Income	2%	3%	2%	3%	5%	4%	6%
Cost per Patent Filed	\$33,311	\$39,975	\$15,211	\$69,174	\$22,856	\$9,640	\$30,808

LEGEND:

* = 2015-2016 was the first year to track

LSU AgCenter

Metric VI. The following metrics will identify the tuition

	2011-2012	2012-2013	2013-2014	2014-2015	2015-2016	2016-2017	2017-2018
Total Endowment Value (Total at LSU Foundation)	\$13,744,965	\$14,760,833	\$16,017,523	\$15,539,337	\$15,032,023	\$17,132,251	\$17,624,854
Earned Interest on Endowments	\$514,992	\$534,811	\$585,576	\$613,260	\$534,880	\$609,629	\$623,883
Total # of Foundations	2	2	2	2	2	2	2
Foundations total Assets (\$ Amount) ¹	\$533,123,317	\$567,921,959	\$644,340,039	\$626,887,875	\$616,674,894	\$654,610,420	\$680,241,284
Click here to go to the Foundations Supplemental Table							
Total # of Board of Regents Support Funds	41	41	41	41	42	44	45
Total Value (\$ Amount) of BoR Support Fund	\$7,819,627	\$8,341,559	\$9,070,205	\$8,794,937	\$8,646,690	\$9,809,248	\$9,960,373
Click here to go to the BoR Support Funds Supplemental Table							

¹ Total assets from LSU Foundation audited consolidated financial statement and Louisiana 4-H Foundation. The only assets included in these statements that relate to the Tiger Athletic Foundation are the endowed funds the LSU Foundation manages for TAF. TAF's total assets are reported in its own financial statements. LSU Foundation total assets are included on LSU A&M, Law Center, and LSU Agricultural Center Metric reports

Endowment Value equals the market value of the endowment as of June 30 of the reporting year.

FTE- Full time equivalent

Payout from Endowment equals interest earned on endowment.

Gross Revenue Generated from Student Enrollment FTE equals revenue gain from student tuitions and fees.

Net Revenue Generated from Student Enrollment FTE equals gross revenue from enrollment headcount minus institutional supported financial aid.

Net Revenue from Auxiliary equal gross revenue generated from auxiliary enterprises minus debt services and other financial obligations.

Table I: Affiliated Off-Campus Sites

LSU Campus	Name of Affiliated Off- Campus Site	Gross Revenue Generated by Affiliate Campus	Net Revenue Generated by Affiliated Campus	\$ Amount Contributed Back to Campus by Affiliated Off-Site Campus

Table II: Board of Regent Support Funds

LSU Campus	Name of Support Fund	Endowment		
AgCenter	Matched Chairs (3)/Professorships (41)	996,033		


Table III: Summary of Campus Foundations

LSU Campus	Foundation	Total Assets <i>(\$ Amount)</i>		
AgCenter	LSU Foundation	679,082,434		
AgCenter	Louisiana 4-H Foundation	1,158,850		

**Louisiana State University Alexandria
Metric Data**



March 15, 2019



Louisiana State University Alexandria

Executive Summary

Metric 1. The total number of degrees awarded was up 26%. Number of Bachelors awarded up 46%. This is due to higher enrollment in prior years.

Metric 2. Overall enrollment was down 6.6% mostly due to a 30% drop in dual enrollment.

Metric 3. Most graduation rates were flat with the exception of 6 year graduation which increased by 61%. First to second year retention was up 9%.

Metric 5. Gross and Net revenues down due to decrease in enrollment. Endowment increased by 3.1%

Metric 6. Slight decreases in Student Credit hours (3%) after record highs the last 2 years.

Foundations. The LSUA Foundation began the year valued at \$41,287,845.00 and ended at \$37,275,794.00

Benchmarks. Full time retention and graduation rates increased. At the same time our state appropriation fell to 20% which is near the bottom of our peer group.

LSUA MISSION:

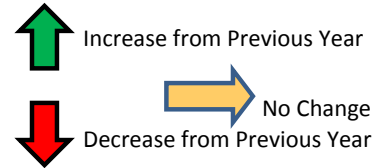
As the only state-supported undergraduate university in Louisiana, LSUA's mission is to provide a broad spectrum of affordable undergraduate degrees in a robust academic environment that challenges students to excel and creates proactive and reciprocal relationships that meet the needs of the diverse student body and community that it serves.

Louisiana State University Alexandria

Metrics at a Glance 2017-2018

Legend:

Statistic		Current	% Change from Previous Period
High	Low		
X	Y		
Z	%		



Metric I Degrees Awarded	Metric II Enrollment	Metric III Student Success	Metric V Restricted Revenue	Metric VI Instruction Productivity																				
Associates <table border="1"> <tr><td>180</td><td>125</td></tr> <tr><td>92</td><td>↓ -6.0%</td></tr> </table>	180	125	92	↓ -6.0%	14th Day Enrollment for First Time Degree Seeking Freshmen <table border="1"> <tr><td>483</td><td>461</td></tr> <tr><td>371</td><td>↓ -3.8%</td></tr> </table>	483	461	371	↓ -3.8%	Average ACT Score <table border="1"> <tr><td>21.6</td><td>20.9</td></tr> <tr><td>19.4</td><td>↑ 3.0%</td></tr> </table>	21.6	20.9	19.4	↑ 3.0%	Market Value of Endowment <table border="1"> <tr><td>15,339,658</td><td>15,339,658</td></tr> <tr><td>10,077,336</td><td>↑ 3.1%</td></tr> </table>	15,339,658	15,339,658	10,077,336	↑ 3.1%	SCH Enrollment in Fall Semester Lecture and Seminar Courses <table border="1"> <tr><td>11,796</td><td>11,426</td></tr> <tr><td>7,493</td><td>↓ -3.1%</td></tr> </table>	11,796	11,426	7,493	↓ -3.1%
180	125																							
92	↓ -6.0%																							
483	461																							
371	↓ -3.8%																							
21.6	20.9																							
19.4	↑ 3.0%																							
15,339,658	15,339,658																							
10,077,336	↑ 3.1%																							
11,796	11,426																							
7,493	↓ -3.1%																							
Bachelors <table border="1"> <tr><td>389</td><td>389</td></tr> <tr><td>131</td><td>↑ 44.6%</td></tr> </table>	389	389	131	↑ 44.6%	14th Day Degree Seeking New Transfer Student Enrollment <table border="1"> <tr><td>335</td><td>281</td></tr> <tr><td>184</td><td>↓ -7.6%</td></tr> </table>	335	281	184	↓ -7.6%	Second Year Retention <table border="1"> <tr><td>64.2%</td><td>61.2%</td></tr> <tr><td>40.3%</td><td>↑ 9.1%</td></tr> </table>	64.2%	61.2%	40.3%	↑ 9.1%	Total Gross Revenue From First-Time-Full-Time Freshmen <table border="1"> <tr><td>2,865,344</td><td>2,563,340</td></tr> <tr><td>999,471</td><td>↓ -10.5%</td></tr> </table>	2,865,344	2,563,340	999,471	↓ -10.5%	Tenure/tenure track (T/TT) FTE faculty assigned to classes <table border="1"> <tr><td>87</td><td>67</td></tr> <tr><td>63</td><td>↑ 6.3%</td></tr> </table>	87	67	63	↑ 6.3%
389	389																							
131	↑ 44.6%																							
335	281																							
184	↓ -7.6%																							
64.2%	61.2%																							
40.3%	↑ 9.1%																							
2,865,344	2,563,340																							
999,471	↓ -10.5%																							
87	67																							
63	↑ 6.3%																							
Grand Total Number of Degrees Awarded <table border="1"> <tr><td>521</td><td>521</td></tr> <tr><td>265</td><td>↑ 26.8%</td></tr> </table>	521	521	265	↑ 26.8%	Total Undergraduate Headcount as of 14th Class Day <table border="1"> <tr><td>3,387</td><td>3,163</td></tr> <tr><td>2,026</td><td>↓ -6.6%</td></tr> </table>	3,387	3,163	2,026	↓ -6.6%	Third Year Retention <table border="1"> <tr><td>47.8%</td><td>37.1%</td></tr> <tr><td>28.2%</td><td>↓ -0.8%</td></tr> </table>	47.8%	37.1%	28.2%	↓ -0.8%	Net Revenue From First-Time-Full-Time Freshmen <table border="1"> <tr><td>2,761,529</td><td>2,442,689</td></tr> <tr><td>847,886</td><td>↓ -11.5%</td></tr> </table>	2,761,529	2,442,689	847,886	↓ -11.5%	Total SCH's taught per FTE T/TT faculty <table border="1"> <tr><td>295</td><td>255</td></tr> <tr><td>196</td><td>↓ -13.3%</td></tr> </table>	295	255	196	↓ -13.3%
521	521																							
265	↑ 26.8%																							
3,387	3,163																							
2,026	↓ -6.6%																							
47.8%	37.1%																							
28.2%	↓ -0.8%																							
2,761,529	2,442,689																							
847,886	↓ -11.5%																							
295	255																							
196	↓ -13.3%																							
Total degrees awarded in STEM <table border="1"> <tr><td>18</td><td>18</td></tr> <tr><td>4</td><td>↑ 20.0%</td></tr> </table>	18	18	4	↑ 20.0%	Total number of High School Dual Enrollments <table border="1"> <tr><td>667</td><td>463</td></tr> <tr><td>189</td><td>↓ -30.6%</td></tr> </table>	667	463	189	↓ -30.6%	Six Year Graduation Rate <table border="1"> <tr><td>36.4%</td><td>36.4%</td></tr> <tr><td>11.1%</td><td>↑ 61.1%</td></tr> </table>	36.4%	36.4%	11.1%	↑ 61.1%	State Appropriation per FTE <table border="1"> <tr><td>6,529</td><td>1,954</td></tr> <tr><td>1,720</td><td>↑ 13.6%</td></tr> </table>	6,529	1,954	1,720	↑ 13.6%	Total SCH's taught per FTE non T/TT faculty <table border="1"> <tr><td>300</td><td>233</td></tr> <tr><td>233</td><td>↓ -8.8%</td></tr> </table>	300	233	233	↓ -8.8%
18	18																							
4	↑ 20.0%																							
667	463																							
189	↓ -30.6%																							
36.4%	36.4%																							
11.1%	↑ 61.1%																							
6,529	1,954																							
1,720	↑ 13.6%																							
300	233																							
233	↓ -8.8%																							
Total number of degrees awarded in Nursing <table border="1"> <tr><td>119</td><td>119</td></tr> <tr><td>57</td><td>↑ 43.4%</td></tr> </table>	119	119	57	↑ 43.4%	Total number of students enrolled who received TOPS <table border="1"> <tr><td>648</td><td>573</td></tr> <tr><td>374</td><td>↑ 4.4%</td></tr> </table>	648	573	374	↑ 4.4%	# of students passing licensure exams (Nurses) <table border="1"> <tr><td>99</td><td>99</td></tr> <tr><td>39</td><td>↑ 41.4%</td></tr> </table>	99	99	39	↑ 41.4%	Net Revenue Generated from auxiliary enterprises <table border="1"> <tr><td>691,170</td><td>110,605</td></tr> <tr><td>-1,214,584</td><td>↓ -44.0%</td></tr> </table>	691,170	110,605	-1,214,584	↓ -44.0%	% SCH's taught by T/TT faculty <table border="1"> <tr><td>64.0%</td><td>50.1%</td></tr> <tr><td>50.1%</td><td>↓ -5.7%</td></tr> </table>	64.0%	50.1%	50.1%	↓ -5.7%
119	119																							
57	↑ 43.4%																							
648	573																							
374	↑ 4.4%																							
99	99																							
39	↑ 41.4%																							
691,170	110,605																							
-1,214,584	↓ -44.0%																							
64.0%	50.1%																							
50.1%	↓ -5.7%																							
Total number of degrees awarded in Allied Health <table border="1"> <tr><td>36</td><td>33</td></tr> <tr><td>19</td><td>↑ 43.5%</td></tr> </table>	36	33	19	↑ 43.5%	Total number of student enrolled in STEM <table border="1"> <tr><td>274</td><td>274</td></tr> <tr><td>192</td><td>↑ 3.0%</td></tr> </table>	274	274	192	↑ 3.0%	# of students passing licensure exams (BS in Elementary Education) <table border="1"> <tr><td>19</td><td>19</td></tr> <tr><td>6</td><td>↑ 46.2%</td></tr> </table>	19	19	6	↑ 46.2%		Direct unrestricted instructional expenditures per FTE student <table border="1"> <tr><td>4,822</td><td>4,293</td></tr> <tr><td>3,982</td><td>↓ -11.0%</td></tr> </table>	4,822	4,293	3,982	↓ -11.0%				
36	33																							
19	↑ 43.5%																							
274	274																							
192	↑ 3.0%																							
19	19																							
6	↑ 46.2%																							
4,822	4,293																							
3,982	↓ -11.0%																							

Louisiana State University Alexandria

Metric I. The following metrics will identify the the number of degrees conferred by level and professions most important to Louisiana.

	2011-2012	2012-2013	2013-2014	2014-2015	2015-2016	2016-2017	2017-2018
Campus total number of degrees awarded/conferred							
Associates	118	114	107	101	92	133	125
Certificates	5	11	8	10	3	9	7
Bachelors	180	183	200	218	217	269	389
Grand Total Number of Degrees Awarded	303	308	315	329	312	411	521
Total number of degrees awarded by race/ethnicity							
Hispanic	9	6	12	10	10	22	22
American Indian or Alaska Native	3	4	4	4	4	16	32
Asian	5	2	4	3	1	4	8
Black or African American	47	34	40	49	40	52	66
Native Hawaiian or Other Pacific Islander	0	0	0	0	0	0	0
White	235	259	246	255	246	304	366
Two or More Races	4	3	8	7	0	10	20
Nonresident Alien	0	0	0	0	3	0	0
Race/Ethnicity Unknown	0	0	1	1	8	3	7
Total degrees awarded							
Total degrees awarded in STEM	12	11	14	17	17	15	18
Total number of degrees awarded in Allied Health	20	26	24	19	23	23	33
Total number of degrees awarded in Nursing	58	57	57	69	87	83	119
Total Teacher Education completions (Note BOR Teacher Education Initiatives)							
Total Completed (Regular Program)	17	17	19	17	15	18	26
Number Passed (Regular Program)	17	17	19	17	15	18	26
Percentage Passed (Regular Program)	100%	100%	100%	100%	100%	100%	100%
Total Completed (Alternate Program)	8	4	7	3	3	4	7
Number Passed (Alternate Program)	8	4	7	3	3	4	7
Percentage Passed (Alternate Program)	100%	100%	100%	100%	100%	100%	100%
Total Completed (Secondary Ed Minor)	3	1	4	0	0	0	0
Number Passed (Secondary Ed Minor)	3	1	4	0	0	0	0
Percentage Passed (Secondary Ed Minor)	100%	100%	100%	0%	0%	0%	0%

Louisiana State University Alexandria

Metric I. The following metrics will identify the the number of degrees conferred by level and professions most important to Louisiana.

List of STEM/SMART CIP code/s: The following list of CIP codes is to serve as a guide but it is not intended to be inclusive of all possibilities. We recognize that some campuses have degree programs centered in schools or colleges that might dictate a different CIP code. The campus should make the appropriate adjustment. In addition, the CIP codes used by the campus should correlate to the Board of Regents. If there is a discrepancy and the campus applies the IPEDS CIP code, then the campus should identify this with a footnote.

11	Computer and Information Sciences and Support Services
14	Engineering
15	Engineering Technologies/Technicians
26	Biological and Biomedical Sciences
27	Mathematics and Statistics
40	Physical Sciences
0109	Animal Sciences
0110	Food Science and Technology
0111	Plant Sciences
0112	Soil Sciences
0301	Natural Resources Conservation and Research
0303	Fishing and Fisheries Sciences and Management
0305	Forestry
0306	Wildlife and Wildlands Science and Management
2901	Military Technologies
3001	Biological and Physical Sciences
3006	Systems Science and Theory
3008	Mathematics and Computer Science
3010	Biopsychology
3016	Accounting and Computer Science
3018	Natural Sciences
3019	Nutrition Sciences
3024	Neuroscience
3025	Cognitive Science
4101	Biology Technician/Biotechnology Laboratory Technician
4102	Nuclear and Industrial Radiologic Technologies/Technicians
4103	Physical Science Technologies/Technicians
4199	Science Technologies/Technicians Other
4211	Physiological Psychology/Psychobiology

Nursing CIP Code/s

	4-Digit CIP Codes
Nursing	51.38

Allied Health CIP Code/s

Allied Health Elder Care Administration	51.07
Allied Health and Medical Assisting Services	51.08
Allied Health Diagnostic, Intervention, and Treatment Professions	51.09
Allied Health Medical Laboratory Science	51.10

Louisiana State University Alexandria

Metric II. The following metrics will provide the campus enrollment trends.

Enrollment Headcount as of 14th Class Day	2012-2013	2013-2014	2014-2015	2015-2016	2016-2017	2017-2018	2018-2019
Undergraduate							
14th Day Enrollment for First Time Degree Seeking Freshmen	371	393	430	464	483	479	461
14th Day Degree Seeking New Transfer Student Enrollment	184	185	241	335	318	304	281
14th Day Degree Seeking Re-Admit Enrollment	142	160	200	180	158	189	125
Degree Seeking Continuing Undergraduates	1,388	1,288	1,388	1,611	1,641	1,760	1,808
First-Time Post-Baccalaureate							
Non Degree Undergraduates							
Total Undergraduate Headcount as of 14th Class Day	2,085	2,026	2,259	2,590	2,600	2,732	2,675
Undergraduate - First Time Degree Seeking Freshmen							
Full-time (In-State Residency)	310	321	367	369	408	375	379
Full-time (Non Residency)	7	13	38	58	34	23	30
Part-time (In-State Residency)	52	57	25	33	39	76	51
Part-time (Non Residency)	2	2	0	4	2	5	1
Total First Time Degree Seeking Freshmen Headcount as of 14th Class Day	371	393	430	464	483	479	461
Undergraduate							
Full-time (In-State Residency)	1,155	1,219	1,434	1,538	1,648	1,653	1,644
Full-time (Non Residency)	42	35	115	171	202	171	174
Part-time (In-State Residency)	880	765	1,154	1,378	1,404	1,524	1,286
Part-time (Non Residency)	8	7	4	17	23	39	59
Total Undergraduate Headcount as of 14th Class Day	2,085	2,026	2,707	3,104	3,277	3,387	3,163
Graduate							
Full-time (In-State Residency)	0	0	0	0	0	0	0
Full-time (Non Residency)	0	0	0	0	0	0	0
Part-time (In-State Residency)	0	0	0	0	0	0	0
Part-time (Non Residency)	0	0	0	0	0	0	0
Total Graduate Headcount as of 14th Class Day	0	0	0	0	0	0	0
Grand Total Headcount as of 14th Class Day (Undergraduate & Graduate)	2,085	2,026	2,707	3,104	3,277	3,387	3,163
Total Undergraduate Full-Time-Equivalent (FTE) Enrollment as of 14th Class Day	2,020	1,972	2,417	2,750	2,908	2,977	2,867
Total Graduate Full-Time-Equivalent (FTE) Enrollment as of 14th Class Day	0	0	0	0	0	0	0
Total number of High School Dual Enrollments	346	189	422	553	633	667	463

Louisiana State University Alexandria

Metric II. The following metrics will provide the campus enrollment trends.

First Time Degree Seeking Enrollment by Race and Ethnicity as of 14th Class Day	2012-2013	2013-2014	2014-2015	2015-2016	2016-2017	2017-2018	2018-2019
Hispanic	17	21	18	17	7	1	9
American Indian or Alaska Native	6	5	13	49	39	4	47
Asian	4	4	4	9	4	15	7
Black or African American	62	46	64	76	83	102	86
Native Hawaiian or Other Pacific Islander	0	0	0	0	0	0	0
White	275	310	306	301	321	317	291
Two or More Races	5	6	14	7	12	28	9
Nonresident Alien	0	1	10	0	12	2	0
Race/Ethnicity Unknown	2	0	1	5	5	10	12
Total	371	393	430	464	483	479	461
First Time Degree Seeking Enrollment by Gender as of 14th Class Day							
Male	237	258	261	255	306	291	136
Female	134	135	169	209	177	188	325
Total	371	393	430	464	483	479	461
Total Enrollment by Race and Ethnicity as of 14th Class Day							
Hispanic	70	82	114	117	88	81	74
American Indian or Alaska Native	34	30	48	183	249	298	282
Asian	34	31	41	45	52	52	45
Black or African American	349	325	462	542	580	583	580
Native Hawaiian or Other Pacific Islander	0	0	0	0	0	0	0
White	1,532	1,498	1,963	2,095	2,142	2,198	2,050
Two or More Races	38	52	74	69	78	94	74
Nonresident Alien	0	0	0	0	0	0	0
Race/Ethnicity Unknown	28	8	5	53	88	81	58
Total	2,085	2,026	2,707	3,104	3,277	3,387	3,163
Total Enrollment by Gender as of 14th Class Day							
Male	716	674	840	1,078	1,084	1,140	961
Female	1,369	1,352	1,867	2,026	2,193	2,247	2,202
Total	2,085	2,026	2,707	3,104	3,277	3,387	3,163

Louisiana State University Alexandria

Metric II. The following metrics will provide the campus enrollment trends.

Louisiana Transfer Enrollment	2012-2013	2013-2014	2014-2015	2015-2016	2016-2017	2017-2018	2018-2019
Transfer from Louisiana Community Colleges	53	68	84	91	98	125	143
Transfers from Louisiana Four-Year Universities	94	82	104	113	99	81	123
Student Credit Hours (SCH)							
Fall SCH	24,235	23,668	28,999	33,004	35,287	35,720	34,911
Spring SCH	22,265	21,875	26,002	29,644	31,005	31,928	31,960
Total number of students enrolled who received TOPS							
Performance	106	121	136	123	167	136	165
Opportunity	245	423	332	491	387	333	306
Honors	23	28	38	34	47	47	61
Tech	0	0	0	0	0	33	41
Total number of students enrolled who received TOPS	374	572	506	648	601	549	573
Enrollment by specified discipline							
Total number of student enrolled in STEM	192	251	226	230	241	266	274
Total number of students enrolled in Allied Health	885	851	937	815	867	712	878
Total number of students enrolled in Teacher Education (Note BOR Teacher Education Initiative)	201	187	166	141	130	144	174
Teacher Education Regular Program	180	169	151	129	123	133	131
Teacher Education Alternative Program	21	18	15	12	7	11	43

Note: In December 2012, Teacher Education Programs MATE & MATS enrollments moved from Regular to Alternative for 2009-10, 2010-11, and 2011-12

Note: Beginning with Fall 2014 reporting cycle, enrollment in STEM determined by the Complete College America (CCA) definition used by the Board of Regents. Data reported using CCA for 2008-09 through 2014-15

Note: Beginning with Fall 2014 reporting cycle, 14th day degree-seeking transfer enrollment includes fall and continuing summer transfers. This methodology used to report 2008-09 through 2015-16 data in December 2015.

Note: Beginning with Fall 2015 reporting cycle, headcount enrollment and student credit hours includes Hebert Law Center.

Louisiana State University Alexandria

Metric II. The following metrics will provide the campus enrollment trends.

List of STEM/SMART CIP code/s:

The following list of CIP codes is to serve as a guide but it is not intended to be inclusive of all possibilities. We recognize that some campuses have degree programs centered in schools or colleges that might dictate a different CIP code. The campus should make the appropriate adjustment. In addition, the CIP codes used by the campus should correlate to the Board of Regents. If there is a discrepancy and the campus applies the IPEDS CIP code, then the campus should identify this with a footnote.

11	Computer and Information Sciences and Support Services
14	Engineering
15	Engineering Technologies/Technicians
26	Biological and Biomedical Sciences
27	Mathematics and Statistics
40	Physical Sciences
0109	Animal Sciences
0110	Food Science and Technology
0111	Plant Sciences
0112	Soil Sciences
0301	Natural Resources Conservation and Research
0303	Fishing and Fisheries Sciences and Management
0305	Forestry
0306	Wildlife and Wildlands Science and Management
2901	Military Technologies
3001	Biological and Physical Sciences
3006	Systems Science and Theory
3008	Mathematics and Computer Science
3010	Biopsychology
3016	Accounting and Computer Science
3018	Natural Sciences
3019	Nutrition Sciences
3024	Neuroscience
3025	Cognitive Science
4101	Biology Technician/Biotechnology Laboratory Technician
4102	Nuclear and Industrial Radiologic Technologies/Technicians
4103	Physical Science Technologies/Technicians
4199	Science Technologies/Technicians Other
4211	Physiological Psychology/Psychobiology

Allied Health CIP Code/s

51.07	Allied Health Elder Care Administration
51.08	Allied Health and Medical Assisting Services
51.09	Allied Health Diagnostic, Intervention, and Treatment Professions
51.10	Allied Health Medical Laboratory Science

Variables Description

Headcount Enrollment Undergraduate – Total number of full-time and part-time students enrolled in courses for undergraduate credit.

Headcount Enrollment Graduate – Total number of full-time and part-time students enrolled in courses for graduate credit.

Full-Time Equivalent (FTE) – The calculation of FTE can vary by institution. However, FTE enrollment reported for this metric should reconcile to FTE data you report to the Louisiana BoR, SREB and IPEDS for

Full-Time Student Undergraduate - a student enrolled for 15 or more semester credits or 30 or more contact hours a week each term. (IPEDS)

Dual Enrollment - A student who is enrolled in high school but who is also enrolled, simultaneously, in a postsecondary institution are considered dual enrolled.

Science Technology Engineering and Mathematics (STEM) - STEM enrollment is calculated based on STEM CIP codes.

Educations, Nursing, Allied Health - Use the CIP codes as defined by IPEDS for these disciplines to determine the number of students enrolled and graduates in these field of study

Louisiana State University Alexandria

Metric III. The following metric will identify the campus trends for retention, graduation, licensure and pass rate.

Analysis of First-time, Full-time, Baccalureate Degree-seeking Freshmen (Fall Cohorts)¹

Cohort Type	Cohort Year	Head Count	Average ACT	% continuation to_2nd_Yr	% continuation to_3rd_Yr	Cumulative% Graduating after 4 Yrs ¹	Cumulative % Graduating after 5 Yrs	Cumulative % Graduating after 6 Yrs	Cumulative% Graduating after 7 Yrs
Fall	2006	111	19.4	52.3%	34.2%	2.7%	10.8%	13.5%	18.0%
Fall	2007	139	20.4	50.4%	33.1%	7.2%	17.3%	20.1%	20.9%
Fall	2008	130	21.0	53.1%	36.9%	10.0%	18.5%	25.4%	32.3%
Fall	2009	118	21.6	62.2%	35.6%	11.9%	21.2%	24.5%	27.6%
Fall	2010	129	21	62.0%	40.8%	11.6%	19.6%	22.6%	24.5%
Fall	2011	120	21.2	42.5%	32.5%	11.6%	19.1%	22.6%	24.2%
Fall	2012	140	21.2	53.6%	46.4%	18.6%	30.5%	36.4%	
Fall	2013	148	20.6	64.2%	45.9%	16.0%	27.0%		
Fall	2014	228	21.4	64.0%	47.8%	16.7%			
Fall	2015	237	20.5	55.7%	37.4%				
Fall	2016	233	20	56.1%	37.1%				
Fall	2017	215	20.3	61.2%					
Fall	2018	236	20.9						
Louisiana Community College Transfers (LACCT)									
LACCT	2006	104							
LACCT	2007	136							
LACCT	2008	152							
LACCT	2009	141							
LACCT	2010	117							
LACCT	2011	114							
LACCT	2012	107							
LACCT	2013	95							
LACCT	2014	149							
LACCT	2015	208							
LACCT	2016	251							
LACCT	2017	237							
LACCT	2018	341							

Louisiana State University Alexandria

Metric III. The following metric will identify the campus trends for retention, graduation, licensure and pass rate.

	2009-2010	2010-2011	2011-2012	2012-2013	2013-2014	2014-2015	2015-2016	2016-2017	2017-2018
Number of students passing licensure exams³									
Nurses	66	85	48	48	39	59	51	70	99
Clinical Laboratory Science	7	1	3	4	3	6	4	4	13
Radiologic Technology	13	12	12	7	18	9	9	12	11
Pharmacy Tech	6	13	5	11	8	10	4	11	10
BS in Elementary Education	12	6	14	17	19	17	15	13	19
Alternative Certificate in Elementary Education	5	3	4	3	2	3	1	2	2
Alternative Certification in Secondary Education	2	3	3	1	4	3	N/A	N/A	2
Alternative Certification in Health and Physical Education K-12	1	2	1	0	1	0	1	2	3
Minor in Education Leading to Secondary Education (6-12) Certification	1	0	3	1	4	3	N/A	N/A	N/A
Percentage of students passing licensure exams³									
Nurses	94%	99%	96%	98%	93%	90%	94%	95%	95%
Clinical Laboratory Science	70%	100%	67%	80%	60%	100%	100%	100%	100%
Radiologic Technology	93%	100%	100%	100%	81%	89%	100%	100%	100%
Pharmacy Tech	86%	100%	100%	100%	100%	80%	100%	100%	100%
BS in Elementary Education	100%	100%	100%	100%	100%	100%	100%	100%	100%
Alternative Certificate in Elementary Education	100%	100%	100%	100%	100%	100%	100%	100%	100%
Alternative Certification in Secondary Education	100%	100%	100%	100%	100%	100%	N/A	N/A	100%
Alternative Certification in Health and Physical Education K-12	100%	100%	100%	NA	100%	100%	100%	100%	100%
Minor in Education Leading to Secondary Education (6-12) Certification	100%	0%	100%	100%	100%	100%	N/A	N/A	N/A

¹ Numbers for each time period represent students graduating with bachelor degrees. There are several more who changed majors and received associate degrees.

² Katrina displaced students removed from cohort.

³ All prospective completers in Education for 2009-2010 have passed licensure exams.

Louisiana State University Alexandria

Metric V. The following metrics will identify the tuition and fee revenues, and, other revenue resources.

	2010-2011	2011-2012	2012-2013	2013-2014	2014-2015	2015-2016	2016-2017	2017-2018
Total Endowment Value	\$14,431,791	\$13,754,475	\$13,818,083	\$14,691,166	\$14,396,468	\$14,571,174	\$14,874,023	\$15,339,658
Earned Interest on Endowments	\$566,973	\$542,020	\$525,335	\$586,543	\$692,238	\$514,017	\$617,645	\$693,322
Dollar amount of the endowment approved each fiscal year and made available for expenditures by the campus	\$498,139	\$478,204	\$495,717	\$549,186	\$656,280	\$471,855	\$617,645	\$674,168
Total # of Foundations	1	1	1	1	1	1	1	1
Foundations total Assets (\$ Amount)	\$31,461,149	\$31,379,399	\$32,458,537	\$39,878,868	\$42,313,574	\$40,167,202	\$41,287,845	\$37,275,794
Click here to go to the Foundations Supplemental Table								
Total # of Board of Regents Support Fund								
Total Value (\$ Amount) of BoR Support Fund	\$3,601,845	\$3,610,325	\$4,048,538	\$4,395,494	\$6,201,976	\$7,811,894	\$8,418,445	\$8,776,062
Click here to go to the BoR Support Funds Supplemental Table								
Total Gross Revenue Generated from tuition and fees¹								
Total Gross Revenue From First-Time-Full-Time Freshmen	\$1,258,991	\$1,218,647	\$1,460,566	\$1,810,532	\$2,379,760	\$2,500,560	\$2,865,344	\$2,563,340
Gross Revenue From First-Time-Full-Time Freshmen (In-State Only)	\$1,239,051	\$1,191,236	\$1,421,358	\$1,744,262	\$2,170,774	\$2,233,856	\$2,607,362	\$2,389,424
Gross Revenue From First-Time-Full-Time Freshmen (Out-of-State Only)	\$19,940	\$27,411	\$39,208	\$66,270	\$208,986	\$266,704	\$283,954	\$173,916
Net Revenue From First-Time-Full-Time Freshmen	\$1,219,060	\$1,169,177	\$1,346,627	\$1,696,468	\$2,264,339	\$2,409,962	\$2,761,529	\$2,442,689
Net Revenue From First-Time-Full-Time Freshmen (In-State Only)	\$1,199,808	\$1,138,452	\$1,322,825	\$1,628,609	\$2,092,528	\$2,184,505	\$2,549,759	\$2,307,816
Net Revenue From First-Time-Full-Time Freshmen (Out-of-State Only)	\$19,252	\$30,725	\$23,802	\$67,859	\$175,786	\$240,100	\$255,629	\$134,873
Financial Aid								
Total institutional dollars awarded need based aid for entering freshmen class	\$7,500	\$10,000	\$4,408	\$5,030	\$0	\$0	\$0	\$0
Total institutional dollars awarded non-need aid for entering freshmen class	\$76,910	\$121,442	\$113,048	\$102,110	\$115,421	\$90,598	\$267,702	\$111,019
Total institutional dollars awarded need based aid for entering freshmen class LA residents	\$7,500	\$10,000	\$97,142	\$5,030	\$0	\$0	\$0	\$0
Total institutional dollars awarded non-need based aid for entering freshmen class LA residents	\$72,110	\$116,442	\$4,408	\$83,018	\$78,246	\$49,351	\$240,538	\$65,790
Total institutional dollars awarded need based aid for entering freshmen class non-residents	\$0	\$0	\$0	\$0	\$0	\$0	\$0	\$0
Total institutional dollars awarded non-need based aid for entering freshmen class non-residents	\$4,800	\$5,000	\$15,906	\$19,092	\$33,200	\$26,604	\$27,164	\$45,228
State Appropriation per FTE²	\$4,438	\$4,400	\$3,969	\$3,333	\$2,742	\$2,477	\$1,720	\$1,954
Net Revenue Generated from auxiliary enterprises (i.e., bookstores, dining services)	\$45,995	(\$427,931)	\$136,192	(\$1,214,584)	\$36,519	\$278,710	\$197,379	\$110,605

¹ Prior year data only included revenue from tuition, and did not include revenue from fees. Revenue data reported for this year includes both.

² State Appropriation per FTE = the Board of Regents Formula Appropriations Per FTE which includes State General Fund and Statutory Dedications.

Louisiana State University Alexandria

Metric VI. The following metrics will identify teaching and research productivity per FTE faculty.

Enrollment in Fall Semester Lecture and Seminar Courses	2011-2012	2012-2013	2013-2014	2014-2015	2015-2016	2016-2017	2017-2018
Lower Division Undergraduate Courses							
Total Enrollment	6,494	6,065	5,708	7,279	8,325	9,129	8,210
Number of Sections	305	297	273	301	326	455	306
Average section size	21.3	20.4	20.9	24.2	25.5	20.1	26.8
Upper Division Undergraduate Courses							
Total Enrollment	1,682	1,527	1,785	2,061	2,256	2,667	3,214
Number of Sections	117	104	120	118	118	207	153
Average section size	14.4	14.7	14.9	17.5	19.1	12.9	21.0
All Lecture and Seminar Courses							
Total Enrollment	8,176	7,592	7,493	9,340	10,581	11,796	11,426
Number of Sections	422	401	393	419	444	662	459
Average section size	19.4	18.9	19.1	22.3	23.8	17.8	24.9
Fall Teaching Activity							
Tenure/tenure track (T/TT) FTE faculty assigned to classes ¹	78	71	67	68	66	63	67
Non tenure/tenure track FTE faculty assigned to classes ²	38	35	35	51	56	64	73
Organized class sections including labs, fall only							
Sections taught by tenure/tenure track faculty	331	318	292	283	306	413	271
Sections taught by non tenure/tenure track faculty	208	184	182	271	246	381	267
Average # of class sections taught per FTE T/TT faculty	4.24	4.48	4.36	4.16	4.65	6.56	4.04
Average # of class sections taught per FTE non T/TT faculty	5.47	5.26	5.20	5.31	4.39	5.95	3.66
% class sections taught by T/TT faculty	61	63	62	51	55	52	50
% class sections taught by non T/TT faculty	39	37	38	49	45	48	50
Student Credit Hours (SCH'S), fall only³							
Undergraduate	26,011	24,122	23,701	31,484	33,011	34,901	34,107
Total SCH's taught by T/TT faculty	15,290	15,191	14,269	16,717	17,676	18,556	17,102
Total SCH's taught by non T/TT faculty	10,721	8,937	9,432	14,767	15,335	16,345	17,005
Total SCH's taught per FTE T/TT faculty	196	214	213	246	269	295	255
Total SCH's taught per FTE non T/TT faculty	282	255	269	290	274	255	233
% SCH's taught by T/TT faculty	59%	63%	60%	53%	54%	53%	50%
% SCH's taught by non T/TT faculty	41%	37%	40%	47%	46%	47%	50%

Louisiana State University Alexandria

Metric VI. The following metrics will identify teaching and research productivity per FTE faculty.

Annual Instruction and Research Ratios	2011-2012	2012-2013	2013-2014	2014-2015	2015-2016	2016-2017	2017-2018
Annual student credit hours (SCH's), fall & spring							
Undergraduate	53,743	50,872	49,742	59,265	62,655	67,636	67,193
Annual FTE students ⁴	1,791	1,696	1,658	1,976	1,850	1,844	2,435
Direct unrestricted instructional expenditures	8,125,130	7,448,766	7,742,280	7,868,558	8,460,676	8,892,385	10,453,728
Disaggregated Direct Instructional Expenditures							
Salaries	5,408,485	4,951,225	5,097,409	5,073,437	5,170,729	5,493,239	5,949,085
Benefits	2,446,591	2,294,860	2,426,135	2,553,423	2,684,589	2,876,340	2,994,482
Other	270,054	202,681	218,736	241,698	605,358	598,275	1,510,161
Direct unrestricted instructional expenditures per SCH	151	146	156	133	135	131	156
Direct unrestricted instructional expenditures per FTE student ⁴	4,537	4,392	4,670	3,982	4,573	4,822	4,293
Personnel costs as % of direct unrestricted instructional expenditures	96.7%	96.7%	97.2%	96.9%	92.8%	94.1%	85.6%
Total FTE faculty	104	106	102	119	122	127	140
Total FTE T/TT faculty (instruction, research, public service)	77	72	68	68	66	63	67
Tenure/Tenure Track FTE faculty as % of total FTE faculty	74	68	67	57	54	50	48
Restricted research expenditures	462	3,633	20,526	7,337	5,012	6,129	5,263
Restricted research expenditures per FTE T/TT faculty	6	50	302	108	76	97	79

¹ FTE for tenured/tenure-track faculty based on 12 hr teaching load

² FTE for non-tenured/tenure-track faculty based on 15 hr teaching load. This group includes full-time instructors and Early Start HS teachers.

³ All SCHs reported in this spreadsheet are from the production database (not census) so as to accurately reflect B-term class enrollments.

⁴ Data reflects IPEDS Fall survey.

Louisiana State University Alexandria

Metric VI. The following metrics will identify teaching and research productivity per FTE faculty.

Definitions:

Direct Expenditures for Instructions: Total Direct Instructional Expenditures include data in certain functional areas - instruction, research, and public service. Direct expenditure data reflect costs incurred for personnel compensation, supplies, and services used in the conduct of each of these functional areas. They include acquisition costs of capital assets such as equipment and library books to the extent that funds are budgeted for the use of departments for instruction, research, and public service. Similar to the Delaware Study, exclude centrally allocated computing costs and centrally supported computer labs, and graduate student tuition remission and fee waivers.

Instruction: Instruction includes general academic instruction, occupational and vocational instruction, community education, preparatory and adult basic education, and remedial and tutorial instruction conducted by the teaching faculty for the institution's students. Departmental research and service **which are not separately budgeted** should be included under instruction. In other words, department research which is externally funded should be excluded from instructional expenditures, as should any departmental funds which were expended for the purpose of matching external research funds as part of a contractual or grant obligation. EXCLUDE expenditures for academic administration where the primary function is administration. For example, exclude deans, but include department chairs.)

Disaggregate total direct instructional expenditures for the institution into the following categories:

Salaries: Report all wages paid to support the instructional function in a given department or program during the fiscal year. While these will largely be faculty salaries, be sure to include clerical (e.g., department secretary), professionals (e.g., lab technicians), Graduate student stipends (but not tuition waivers), and any other personnel who support the teaching function and whose salaries and wages are paid **from the institution's instructional budget**.

Benefits: Report expenditures for benefits associated with the personnel for whom salaries and wages were reported on the previous entry. If you cannot separate benefits from salaries, but benefits are included in the salary figure you have entered, indicate "Included in Salaries" in the data field. Some institutions book benefits centrally and do not disaggregate to the department level. If you can compute the appropriate benefit amount for the department/program, please do so and enter the data. If you cannot do so, leave the benefit amount as zero and we will impute a cost factor based upon the current benefit rate for your institution, as published in Academe. If no rate is available, we will use a default value of 28%.

Other Than Personnel Costs: This category includes non-personnel items such as travel, supplies and expense, non-capital equipment purchases, etc., that are typically part of an instructional department or program's cost of doing business. *Excluded* from this category are items such as central computing costs, centrally allocated computing labs, graduate student tuition remission and fee waivers, etc.

Research: This category includes all funds expended for activities specifically organized to produce research outcomes and commissioned by an agency either external to the institution or **separately budgeted** by an organizational unit within the institution. Report total research expenditures only. It is not necessary to disaggregate costs for this category.

Public Service: Report all funds **separately budgeted** specifically for public service and expended for activities established primarily to provide non-instructional services beneficial to groups external to the institution. Examples include cooperative extension and community outreach projects. Report total service expenditures only. It is not necessary to disaggregate costs for this category.

Federally Funded Research: As defined by NSF

Total Research and Expenditures: As defined by NSF

Table I: Affiliated Off-Campus Sites

LSUA System Campus	Name of Affiliated Off- Campus Site	Net Revenue Generated by Affiliated Campus	\$ Amount Contributed Back to Campus by Affiliated Off-Site Campus	\$ Amount Contributed Back to Campus by Affiliated Off-Site Campus	\$ Amount Contributed Back to Campus by Affiliated Off-Site Campus	\$ Amount Contributed Back to Campus by Affiliated Off-Site Campus	\$ Amount Contributed Back to Campus by Affiliated Off-Site Campus
	None						

Table II: Board of Regent Support Funds

LSUA System Campus	Name of Support Fund	Endowment Market Value as of 6/30/13	Endowment Market Value as of 6/30/14	Endowment Market Value as of 6/30/15	Endowment Market Value as of 6/30/16	Endowment Market Value as of 6/30/17	Endowment Market Value as of 6/30/18
LSUA	F. Hugh Coughlin Endowed Professorship	128,892.43	140,397.30	136,444.78	130,461.28	142,776.35	139,068.15
LSUA	Mark Eugene Howard Endowed Professorship in Liberal Arts (English)	159,657.14	174,341.02	169,137.77	161,009.43	177,811.85	172,942.90
LSUA	Huie Dellmon Trust Endowed Professorship in Science	172,587.08	188,463.60	182,855.76	174,099.76	192,118.30	186,868.93
LSUA	Howard M. and Eloise Ferris Mulder Endowed Professorship	125,495.65	136,712.50	132,825.30	126,921.33	139,016.76	135,380.15
LSUA	Jenkins-Mulder Endowed Professorship in Business	111,723.60	121,462.85	118,069.63	113,018.49	123,176.42	120,029.71
LSUA	Jack and Sue Ellen Jackson Endowed Professorship in Education	119,363.48	129,969.43	126,224.47	120,538.65	132,013.71	128,539.50
LSUA	Roy O. Martin Lumber Company Endowed Professorship in Nursing	158,044.29	172,577.16	167,463.72	159,488.68	113,114.17	171,142.26
LSUA	Frances Holt Freedman Endowed Professorship in History and Ethics of Nursing	129,405.10	140,129.54	135,906.06	129,676.40	140,930.97	137,227.32
LSUA	Huie Dellmon Trust Endowed Professorship in Liberal Arts and Science	139,145.91	151,667.01	147,306.87	140,639.57	154,311.58	150,232.35
LSUA	J.H. Johnson Endowed Professorship in Business	178,983.33	194,479.18	188,419.99	179,184.28	196,460.71	191,072.55
LSUA	Cliff E LaBorde Sr. Endowed Professorship in Education	125,584.71	137,037.73	133,047.49	126,878.17	139,620.33	136,372.58
LSUA	Barbara M. Martin Endowed Professorship in Nursing	173,489.69	189,555.57	183,832.20	174,834.16	193,320.95	187,971.14
LSUA	Roy and Vinita Martin Endowed Professorship in Math & Sciences	132,183.76	144,199.83	139,826.62	133,017.91	146,690.94	142,653.81
LSUA	Rapides Regional Medical Center Endowed Professorship in Radiologic Technology	128,878.21	140,344.61	136,385.13	130,400.03	142,655.78	138,951.29
LSUA	Carolyn Cole Saunders Endowed Professorship	109,830.35	119,190.82	115,900.42	111,087.70	120,570.18	117,547.74
LSUA	Robert Rife Saunders Endowed Professorship	109,830.24	119,190.57	115,900.15	111,087.40	120,569.71	117,547.28
LSUA	Roy O. Martin Jr. Endowed Professorship in Business	110,026.14	119,720.08	116,608.26	112,045.90	121,740.86	118,763.16
LSUA	Henry Dade Foote Family Endowed Professorship	108,886.00	118,216.68	115,071.56	110,505.22	119,777.47	116,839.83
LSUA	Charles Adrian Vernon and William K. Child Jr. Endowed Professorship in Business	110,617.57	120,363.12	117,131.08	112,350.60	122,286.95	119,233.14
LSUA	Vinita Johnson Martin Endowed Professorship (established 2010)	129,351.09	140,918.19	136,735.24	130,315.05	143,135.54	139,281.61
LSUA	Moreau Family First Generation Endowed Scholarship	108,459.40	118,713.56	115,299.28	110,059.19	120,872.91	117,667.86
LSUA	LSUA Alumni and Friends Endowed Chair	1,169,643.82	1,259,130.33	1,230,100.39	1,193,409.08	1,262,903.66	1,236,380.29
LSUA	Capital One Endowed Professorship in Business			67,191.33	103,976.93	114,044.93	111,007.04
LSUA	Scott O. Brame/CLECO Endowed Chair in Finance			1,027,305.96	993,632.71	1,131,141.62	1,101,938.50
LSUA	2010 Endwd Scholarship for First Generation College Students			115,299.28	110,059.19	120,872.91	117,667.86
LSUA	Joanne Lyles White Endowed Professorship in Eduation			102,730.60	99,363.27	113,114.17	110,193.86
LSUA	2012 Endowed Scholarship for First Generation Collge Students			102,730.60	99,363.27	113,114.17	110,193.86
LSUA	Elder Care Administration Scholarship			102,730.60	99,363.27	113,114.17	110,193.86
LSUA	Michael Jenkins First Generation Endowed Scholarship				100,342.48	115,535.04	112,471.98
LSUA	Richard Bryan Gwartney Endowed Professorship				106,318.12	122,576.67	119,232.70
LSUA	Howard and Eloise Mulder Endowed Chair in the Arts				1,005,836.66	1,140,672.07	1,110,824.85
LSUA	Mulder Endowed First Generation Scholarship #1				100,583.67	115,234.12	111,082.50
LSUA	Mulder Endowed First Generation Scholarship #2				100,583.67	115,234.12	111,082.50
LSUA	Mulder Endowed First Generation Scholarship #3				100,250.06	115,234.12	112,523.18
LSUA	Mulder Endowed First Generation Scholarship #4				100,250.06	115,234.12	112,523.18
LSUA	Howard and Eloise Mulder Endowed Professorship #2				100,583.67	114,067.22	111,082.50
LSUA	Howard and Eloise Mulder Endowed Professorship #3				100,250.06	115,589.60	112,523.18
LSUA	Arnold Aubert Vernon Endowed Scholarship			523,495.75	500,108.22	569,908.63	554,969.03
LSUA	Holcombe Endowed Scholarship for 1st Generation Students						106,487.38
LSUA	Mary Jane Brown Endowed Scholarship for 1st Generation Students						107,545.56
LSUA	Virginia Harvey Holcombe Endowed Scholarship for 1st Generation Students						110,804.74
		4,048,538.39	4,395,494.24	6,201,976.29	7,811,893.59	8,418,445.48	8,451,224.13

Table III: Summary of Campus Foundations

LSUA System Campus	Foundation	2012-2013	2013-2014	2014-2015	2015-2016	2016-2017	2017-2018
LSUA	LSUA Foundation	\$ 32,458,537.00	\$ 39,878,868.00	\$ 42,313,574.00	\$ 40,167,202.00	\$ 41,287,845.43	\$ 37,275,794.00

Louisiana State University Alexandria


National Benchmark Report

	Retention rates		Graduation rates (Class of Fall 2008)	State appropriations as percent of core revenues
	Full Time	Part Time		
Louisiana State University Alexandria	59%	33%	35%	20%
University of Arkansas at Monticello	52%	25%	40%	40%
Dalton State College	68%	25%	56%	37%
Macon State College	NA	NA	NA	NA
North Georgia College & State University	81%	56%	39%	35%
Rogers State University	62%	25%	41%	28%
Lander University	63%	47%		22%
University of South Carolina Aiken	68%	45%	71%	16%
Christopher Newport University	88%	70%	68%	34%
University of Mary Washington	84%	73%	76%	42%
Concord University	64%	41%	50%	28%
Shepherd University	65%	50%	40%	24%
The University of Virginia's College at Wise	65%	44%	60%	37%
University of Arkansas-Fort Smith	67%	29%	54%	32%

**Louisiana State University Eunice
Metric Data**



March 15, 2019



Louisiana State University Eunice

Executive Summary

Metric I: The degrees awarded numbers look good and show overall improvement. The number of STEM degrees awarded should improve as the number of students enrolled in STEM increased 52.4% YTY. Also of note, is the 75.7% increase in nursing degrees awarded.

Metric II: Overall enrollment indicators continue to improve. There was a significant increase in first time degree seeking freshmen (14.9%) and students enrolled in STEM (52.4%). Dual credit enrollment declined (6.5%) and that reflects some stabilization in dual credit offerings and competition from other institutions. There have also been changes to the Board of Regents criteria that impacted the number of students available for dual credit.

Metric III: The first to second year retention of students improved and was close to all time highs. Work needs to continue on the retention of students from second to third year. The institution is mining data to examine this population more closely for the development of specific retention initiatives. Retention of at-risk students is the best it has been at the institution and work continues to move these students through remedial programs and into college level course work.

Metric V: The revenue numbers generated from students reflects reductions in state appropriations in spite of an increase in enrollments. Auxiliary services operated at an annual loss while still maintaining an overall surplus. New food service fees implemented this Fall will have a positive impact on auxiliary balances.

Metric VI: Instructional productivity numbers were impacted by an overall increase in enrollment. This caused an increase in part-time faculty work and section and SCH's taught by full time faculty. The increase in expenditures per FTE reflects salary increases awarded to full time faculty.

The benchmark report identifies LSUE as outperforming national benchmarks in areas of student success in developmental education. Work continues to improve success rates for at-risk students and specifically increasing the success of students in the first college level English course.

LSUE MISSION:

Louisiana State University at Eunice, a member of the Louisiana State University System, is a comprehensive, open admissions institution of higher education. The University is dedicated to high quality, low-cost education and is committed to academic excellence and the dignity and worth of the individual. To this end, Louisiana State University at Eunice offers associate degrees, certificates and continuing education programs as well as transfer curricula. Its curricula span the liberal arts, sciences, business and technology, pre-professional and professional areas for the benefit of a diverse population. All who can benefit from its resources deserve the opportunity to pursue the goal of lifelong learning and to expand their knowledge and skills at LSUE.

- In fulfillment of this mission, Louisiana State University at Eunice strives to achieve the following:
- Encourage traditional and nontraditional populations to take advantage of educational opportunities.
- Create a learning environment which facilitates the integration of knowledge and the development of the whole person.
- Provide a general education which requires all students to master the skills and competencies necessary for lifelong learning.
- Provide programs which parallel four-year college and university courses, including special honors courses, which are directly transferable.
- Prepare students to meet employment opportunities as determined by regional needs.
- Prepare programs of developmental studies which will upgrade student skills to the levels necessary for successful college experience.
- Provide necessary support services to help students realize their maximum potential.
- Create and offer programs of Continuing/Adult Education and community service which respond to the needs of the area.

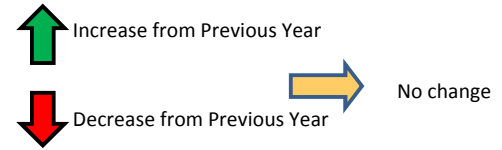
Louisiana State University Eunice

Metrics at a Glance

2017-2018

Legend:

Statistic		Most Recent Available
High	X Y	
Low	Z %	% Change from Previous Year



Metric I Degrees Awarded	Metric II Enrollment	Metric III Student Success	Metric V Revenues	Metric VI Instruction Productivity																				
Diploma <table border="1"> <tr><td>4</td><td>0</td></tr> <tr><td>0</td><td>⇒ 0.0%</td></tr> </table>	4	0	0	⇒ 0.0%	14th Day Enrollment for First Time Degree Seeking Freshmen <table border="1"> <tr><td>920</td><td>920</td></tr> <tr><td>706</td><td>↑ 14.9%</td></tr> </table>	920	920	706	↑ 14.9%	First to Second Year Retention <table border="1"> <tr><td>53.8%</td><td>52.8%</td></tr> <tr><td>42.0%</td><td>↑ 16.5%</td></tr> </table>	53.8%	52.8%	42.0%	↑ 16.5%	Market Value of Endowment <table border="1"> <tr><td>2,191,846</td><td>2,191,846</td></tr> <tr><td>1,338,203</td><td>↑ 3.9%</td></tr> </table>	2,191,846	2,191,846	1,338,203	↑ 3.9%	Total class sections taught per FTE full-time faculty <table border="1"> <tr><td>5.5</td><td>5.5</td></tr> <tr><td>4.3</td><td>↑ 8.2%</td></tr> </table>	5.5	5.5	4.3	↑ 8.2%
4	0																							
0	⇒ 0.0%																							
920	920																							
706	↑ 14.9%																							
53.8%	52.8%																							
42.0%	↑ 16.5%																							
2,191,846	2,191,846																							
1,338,203	↑ 3.9%																							
5.5	5.5																							
4.3	↑ 8.2%																							
Associates <table border="1"> <tr><td>323</td><td>298</td></tr> <tr><td>245</td><td>↑ 7.2%</td></tr> </table>	323	298	245	↑ 7.2%	Degree Seeking Continuing Undergraduates <table border="1"> <tr><td>1,525</td><td>1,347</td></tr> <tr><td>1,162</td><td>↑ 3.8%</td></tr> </table>	1,525	1,347	1,162	↑ 3.8%	Second to Third Year Retention <table border="1"> <tr><td>29.2%</td><td>24.8%</td></tr> <tr><td>18.7%</td><td>↓ -10.3%</td></tr> </table>	29.2%	24.8%	18.7%	↓ -10.3%	Total Gross Revenue From First-Time-Full-Time Freshmen <table border="1"> <tr><td>3,161,076</td><td>3,108,428</td></tr> <tr><td>1,554,016</td><td>↓ -1.7%</td></tr> </table>	3,161,076	3,108,428	1,554,016	↓ -1.7%	Total class sections taught per FTE part-time faculty <table border="1"> <tr><td>5.7</td><td>5.6</td></tr> <tr><td>4.3</td><td>↑ 7.3%</td></tr> </table>	5.7	5.6	4.3	↑ 7.3%
323	298																							
245	↑ 7.2%																							
1,525	1,347																							
1,162	↑ 3.8%																							
29.2%	24.8%																							
18.7%	↓ -10.3%																							
3,161,076	3,108,428																							
1,554,016	↓ -1.7%																							
5.7	5.6																							
4.3	↑ 7.3%																							
Total Number of Degrees Awarded to Louisiana Residents <table border="1"> <tr><td>340</td><td>307</td></tr> <tr><td>255</td><td>↑ 4.8%</td></tr> </table>	340	307	255	↑ 4.8%	Total Undergraduate Headcount as of 14th Class Day <table border="1"> <tr><td>3,232</td><td>3,232</td></tr> <tr><td>2,508</td><td>↑ 6.2%</td></tr> </table>	3,232	3,232	2,508	↑ 6.2%	Success of Academically "At Risk" Students (LSUE Pathways to Success Program - ACT Composite of less than 15) Fall-to-Fall retention rate <table border="1"> <tr><td>53.0%</td><td>53.0%</td></tr> <tr><td>31.0%</td><td>↑ 20.5%</td></tr> </table>	53.0%	53.0%	31.0%	↑ 20.5%	Net Revenue From First-Time-Full-Time Freshmen <table border="1"> <tr><td>3,128,524</td><td>3,040,161</td></tr> <tr><td>1,513,707</td><td>↓ -2.8%</td></tr> </table>	3,128,524	3,040,161	1,513,707	↓ -2.8%	Total SCH's taught per FTE full-time faculty <table border="1"> <tr><td>376.6</td><td>376.6</td></tr> <tr><td>247.3</td><td>↑ 14.5%</td></tr> </table>	376.6	376.6	247.3	↑ 14.5%
340	307																							
255	↑ 4.8%																							
3,232	3,232																							
2,508	↑ 6.2%																							
53.0%	53.0%																							
31.0%	↑ 20.5%																							
3,128,524	3,040,161																							
1,513,707	↓ -2.8%																							
376.6	376.6																							
247.3	↑ 14.5%																							
Total degrees awarded in STEM <table border="1"> <tr><td>28</td><td>19</td></tr> <tr><td>3</td><td>↓ -32.1%</td></tr> </table>	28	19	3	↓ -32.1%	Total number of High School Dual Enrollments <table border="1"> <tr><td>567</td><td>530</td></tr> <tr><td>221</td><td>↓ -6.5%</td></tr> </table>	567	530	221	↓ -6.5%	Percentage of Program Students in Good Academic Standing <table border="1"> <tr><td>83.0%</td><td>73.0%</td></tr> <tr><td>63.0%</td><td>↑ 1.4%</td></tr> </table>	83.0%	73.0%	63.0%	↑ 1.4%	State Appropriation per FTE <table border="1"> <tr><td>4,496</td><td>2,300</td></tr> <tr><td>2,300</td><td>↓ -6.4%</td></tr> </table>	4,496	2,300	2,300	↓ -6.4%	Total SCH's taught per FTE part-time faculty <table border="1"> <tr><td>352.7</td><td>352.7</td></tr> <tr><td>234.8</td><td>↑ 29.9%</td></tr> </table>	352.7	352.7	234.8	↑ 29.9%
28	19																							
3	↓ -32.1%																							
567	530																							
221	↓ -6.5%																							
83.0%	73.0%																							
63.0%	↑ 1.4%																							
4,496	2,300																							
2,300	↓ -6.4%																							
352.7	352.7																							
234.8	↑ 29.9%																							
Total number of degrees awarded in Allied Health <table border="1"> <tr><td>39</td><td>31</td></tr> <tr><td>29</td><td>↓ -3.1%</td></tr> </table>	39	31	29	↓ -3.1%	Total number of students enrolled who received TOPS <table border="1"> <tr><td>609</td><td>609</td></tr> <tr><td>419</td><td>↑ 9.3%</td></tr> </table>	609	609	419	↑ 9.3%	Net Revenue Generated from auxiliary enterprises <table border="1"> <tr><td>463,932</td><td>-83,485</td></tr> <tr><td>-83,485</td><td>↓ -296.9%</td></tr> </table>	463,932	-83,485	-83,485	↓ -296.9%	% SCH's taught by full-time faculty <table border="1"> <tr><td>78.4%</td><td>69.1%</td></tr> <tr><td>69.1%</td><td>↓ -9.5%</td></tr> </table>	78.4%	69.1%	69.1%	↓ -9.5%					
39	31																							
29	↓ -3.1%																							
609	609																							
419	↑ 9.3%																							
463,932	-83,485																							
-83,485	↓ -296.9%																							
78.4%	69.1%																							
69.1%	↓ -9.5%																							
Total number of degrees awarded in Nursing <table border="1"> <tr><td>80</td><td>65</td></tr> <tr><td>37</td><td>↑ 75.7%</td></tr> </table>	80	65	37	↑ 75.7%	Total number of student enrolled in STEM <table border="1"> <tr><td>343</td><td>343</td></tr> <tr><td>160</td><td>↑ 52.4%</td></tr> </table>	343	343	160	↑ 52.4%	Mean Grade Point Average of Program Students <table border="1"> <tr><td>2.47</td><td>2.33</td></tr> <tr><td>2.16</td><td>↓ -5.8%</td></tr> </table>	2.47	2.33	2.16	↓ -5.8%	Direct instructional expenditures per FTE student <table border="1"> <tr><td>3,039.0</td><td>3,035.0</td></tr> <tr><td>2,386.7</td><td>↑ 4.3%</td></tr> </table>	3,039.0	3,035.0	2,386.7	↑ 4.3%					
80	65																							
37	↑ 75.7%																							
343	343																							
160	↑ 52.4%																							
2.47	2.33																							
2.16	↓ -5.8%																							
3,039.0	3,035.0																							
2,386.7	↑ 4.3%																							

Louisiana State University Eunice

Metric I. The following metrics will identify the number of degrees conferred by level and professions most important to Louisiana.

	2011-2012	2012-2013	2013-2014	2014-2015	2015-2016	2016-2017	2017-2018
Campus total number of degrees awarded/conferred							
Diploma	1	4	0	0	0	0	0
Certificates *	21	28	11	26	22	20	13
Associates	275	309	323	296	292	278	298
Total Number of Degrees Awarded to Louisiana Residents	293	340	330	319	309	293	307
Total Number of Degrees Awarded to Out of State Residents	4	1	4	3	5	5	4
* Includes Post-Associate certificates							
Total number of degrees awarded by race/ethnicity							
Hispanic	8	5	3	6	5	4	7
American Indian or Alaska Native	5	2	3	4	1	1	4
Asian	2	4	0	1	1	3	1
Black or African American	42	60	44	40	47	61	51
Native Hawaiian or Other Pacific Islander	0	0	0	1	0	0	0
White	231	259	276	263	251	222	233
Two or More Races	2	0	3	4	1	5	1
Nonresident Alien	1	0	1	0	2	1	2
Race/Ethnicity Unknown	6	11	4	3	6	1	12
Total degrees awarded							
Total degrees awarded in STEM	9	11	13	15	16	28	19
Total number of degrees awarded in Nursing	64	62	43	38	44	37	65
Total number of degrees awarded in Allied Health	30	36	39	39	29	32	31

Louisiana State University Eunice

Metric I. The following metrics will identify the number of degrees conferred by level and professions most important to Louisiana.

List of STEM/SMART CIP code/s: The following list of CIP codes is to serve as a guide but it is not intended to be inclusive of all possibilities. We recognize that some campuses have degree programs centered in schools or colleges that might dictate a different CIP code. The campus should make the appropriate adjustment. In addition, the CIP codes used by the campus should correlate to the Board of Regents. If there is a discrepancy and the campus applies the IPEDS CIP code, then the campus should identify this with a footnote.

11	Computer and Information Sciences and Support Services
14	Engineering
15	Engineering Technologies/Technicians
26	Biological and Biomedical Sciences
27	Mathematics and Statistics
40	Physical Sciences
0109	Animal Sciences
0110	Food Science and Technology
0111	Plant Sciences
0112	Soil Sciences
0301	Natural Resources Conservation and Research
0303	Fishing and Fisheries Sciences and Management
0305	Forestry
0306	Wildlife and Wildlands Science and Management
2901	Military Technologies
3001	Biological and Physical Sciences
3006	Systems Science and Theory
3008	Mathematics and Computer Science
3010	Biopsychology
3016	Accounting and Computer Science
3018	Natural Sciences
3019	Nutrition Sciences
3024	Neuroscience
3025	Cognitive Science
4101	Biology Technician/Biotechnology Laboratory Technician
4102	Nuclear and Industrial Radiologic Technologies/Technicians
4103	Physical Science Technologies/Technicians
4199	Science Technologies/Technicians Other
4211	Physiological Psychology/Psychobiology

Nursing CIP Code/s

	4-Digit CIP Codes
Nursing	51.38

Allied Health CIP Code/s

Allied Health and Medical Assisting Services	51.08
Allied Health Diagnostic, Intervention, and Treatment Professions	51.09

Louisiana State University Eunice

Metric II. The following metrics will provide the campus enrollment trends.

Enrollment Headcount as of 14th Class Day	2012-2013	2013-2014	2014-2015	2015-2016	2016-2017	2017-2018	2018-2019
Undergraduate							
14th Day Enrollment for First Time Degree Seeking Freshmen	776	706	801	724	869	801	920
14th Day Degree Seeking New Transfer Student Enrollment	229	153	160	172	176	226	221
14th Day Degree Seeking Re-Admit Enrollment	158	161	149	172	130	152	160
Degree Seeking Continuing Undergraduates	1,525	1,425	1,322	1,162	1,232	1,298	1,347
First-Time Post-Baccalaureate	0	0	0	0	0	0	0
Non Degree Undergraduates	386	228	306	278	499	567	584
Total Undergraduate Headcount as of 14th Class Day	3,074	2,673	2,738	2,508	2,906	3,044	3,232
Undergraduate - First Time Degree Seeking Freshmen							
Full-time (In-State Residency)	558	507	593	563	652	640	749
Full-time (Non Residency)	10	17	9	5	32	24	45
Part-time (In-State Residency)	203	179	191	154	182	132	123
Part-time (Non Residency)	5	1	5	2	3	5	3
Total First Time Degree Seeking Freshmen Headcount as of 14th Class Day	776	704	798	724	869	801	920
Undergraduate							
Full-time (In-State Residency)	1,375	1,253	1,332	1,241	1,342	1,393	1,628
Full-time (Non Residency)	19	30	19	20	46	36	56
Part-time (In-State Residency)	1,671	1,384	1,378	1,242	1,511	1,605	1,540
Part-time (Non Residency)	9	6	9	5	7	10	8
Total Undergraduate Headcount as of 14th Class Day	3,074	2,673	2,738	2,508	2,906	3,044	3,232
Graduate							
Full-time (In-State Residency)	0	0	0	0	0	0	0
Full-time (Non Residency)	0	0	0	0	0	0	0
Part-time (In-State Residency)	0	0	0	0	0	0	0
Part-time (Non Residency)	0	0	0	0	0	0	0
Total Graduate Headcount as of 14th Class Day	0	0	0	0	0	0	0
Grand Total Headcount as of 14th Class Day (Undergraduate & Graduate)	3,074	2,673	2,738	2,508	2,906	3,044	3,232
Total Undergraduate Full-Time-Equivalent (FTE) Enrollment as of 14th Class Day	2,418	2,178	2,216	2,061	2,307	2,419	2,669
Total Graduate Full-Time-Equivalent (FTE) Enrollment as of 14th Class Day	0	0	0	0	0	0	0
Total number of High School Dual Enrollments	381	221	306	278	498	567	530

Louisiana State University Eunice

Metric II. The following metrics will provide the campus enrollment trends.

First Time Degree Seeking Enrollment by Race and Ethnicity as of 14th Class Day	2012-2013	2013-2014	2014-2015	2015-2016	2016-2017	2017-2018	2018-2019
Hispanic	12	16	19	10	18	15	32
American Indian or Alaska Native	4	5	10	5	3	2	4
Asian	4	2	4	2	3	3	5
Black or African American	210	197	221	196	253	202	267
Native Hawaiian or Other Pacific Islander	2	0	0	0	1	1	0
White	525	471	527	491	561	542	563
Two or More Races	14	13	14	13	22	20	24
Nonresident Alien	1	0	2	4	1	5	17
Race/Ethnicity Unknown	4	2	4	3	7	11	8
Total	776	706	801	724	869	801	920
First Time Degree Seeking Enrollment by Gender as of 14th Class Day							
Male	247	259	254	240	279	244	307
Female	529	447	547	484	590	557	613
Total	776	706	801	724	869	801	920
Total Enrollment by Race and Ethnicity as of 14th Class Day							
Hispanic	49	46	48	42	47	52	75
American Indian or Alaska Native	24	20	21	20	15	13	15
Asian	23	14	19	16	20	17	18
Black or African American	789	653	716	636	737	707	799
Native Hawaiian or Other Pacific Islander	2	2	2	2	1	2	2
White	2,103	1,865	1,857	1,716	1,980	2,105	2,172
Two or More Races	40	36	45	41	55	72	91
Nonresident Alien	8	10	9	11	10	10	22
Race/Ethnicity Unknown	36	27	21	24	41	66	38
Total	3,074	2,673	2,738	2,508	2,906	3,044	3,232
Total Enrollment by Gender as of 14th Class Day							
Male	914	804	799	755	876	865	933
Female	2,160	1,869	1,939	1,753	2,030	2,179	2,299
Total	3,074	2,673	2,738	2,508	2,906	3,044	3,232

Louisiana State University Eunice

Metric II. The following metrics will provide the campus enrollment trends.

Louisiana Transfer Enrollment	2012-2013	2013-2014	2014-2015	2015-2016	2016-2017	2017-2018	2018-2019
Transfer from Louisiana Community Colleges	52	35	46	55	62	56	85
Transfers from Louisiana Four-Year Universities	119	81	78	78	81	67	102
Student Credit Hours (SCH)							
Fall SCH	29,014	26,138	26,592	24,735	27,687	29,027	32,032
Spring SCH	26,620	23,826	23,261	23,588	26,488	27,021	
Total number of students enrolled who received TOPS							
Performance	96	95	102	102	156	131	140
Opportunity	285	275	284	263	336	309	326
Honors	20	25	21	15	24	24	31
Tech	34	52	61	39	35	93	112
Total number of students enrolled who received TOPS	435	447	468	419	551	557	609
Enrollment by specified discipline							
Total number of student enrolled in STEM	160	175	192	167	185	225	343
Total number of students enrolled in Allied Health	1,096	917	834	876	1,019	1,039	1,207
Total number of students enrolled in Teacher Education (Note BOR Teacher Education Initiative)	0	0	0	0	0	0	0
Teacher Education Regular Program	0	0	0	0	0	0	0
Teacher Education Alternative Program	0	0	0	0	0	0	0

Note: In December 2012, Teacher Education Programs MATE & MATS enrollments moved from Regular to Alternative for 2009-10, 2010-11, and 2011-12

Note: Beginning with Fall 2014 reporting cycle, enrollment in STEM determined by the Complete College America (CCA) definition used by the Board of Regents. Data reported using CCA for 2008-09 through 2014-15

Note: Beginning with Fall 2014 reporting cycle, 14th day degree-seeking transfer enrollment includes fall and continuing summer transfers. This methodology used to report 2008-09 through 2015-16 data in December 2015.

Note: Beginning with Fall 2015 reporting cycle, headcount enrollment and student credit hours includes Hebert Law Center.

Louisiana State University Eunice

Metric II. The following metrics will provide the campus enrollment trends.

List of STEM/SMART CIP code/s:

The following list of CIP codes is to serve as a guide but it is not intended to be inclusive of all possibilities. We recognize that some campuses have degree programs centered in schools or colleges that might dictate a different CIP code. The campus should make the appropriate adjustment. In addition, the CIP codes used by the campus should correlate to the Board of Regents. If there is a discrepancy and the campus applies the IPEDS CIP code, then the campus should identify this with a footnote.

11	Computer and Information Sciences and Support Services
14	Engineering
15	Engineering Technologies/Technicians
26	Biological and Biomedical Sciences
27	Mathematics and Statistics
40	Physical Sciences
0109	Animal Sciences
0110	Food Science and Technology
0111	Plant Sciences
0112	Soil Sciences
0301	Natural Resources Conservation and Research
0303	Fishing and Fisheries Sciences and Management
0305	Forestry
0306	Wildlife and Wildlands Science and Management
2901	Military Technologies
3001	Biological and Physical Sciences
3006	Systems Science and Theory
3008	Mathematics and Computer Science
3010	Biopsychology
3016	Accounting and Computer Science
3018	Natural Sciences
3019	Nutrition Sciences
3024	Neuroscience
3025	Cognitive Science
4101	Biology Technician/Biotechnology Laboratory Technician
4102	Nuclear and Industrial Radiologic Technologies/Technicians
4103	Physical Science Technologies/Technicians
4199	Science Technologies/Technicians Other
4211	Physiological Psychology/Psychobiology

Allied Health CIP Code/s

51.08	Allied Health and Medical Assisting Services
51.09	Allied Health Diagnostic, Intervention, and Treatment Professions

Variables Description

Headcount Enrollment Undergraduate – Total number of full-time and part-time students enrolled in courses for undergraduate credit.

Headcount Enrollment Graduate – Total number of full-time and part-time students enrolled in courses for graduate credit.

Full-Time Equivalent (FTE) – The calculation of FTE can vary by institution. However, FTE enrollment reported for this metric should reconcile to FTE data you report to the Louisiana BoR, SREB and IPEDS for your

Full-Time Student Undergraduate - a student enrolled for 15 or more semester credits or 30 or more contact hours a week each term. (IPEDS)

Dual Enrollment - A student who is enrolled in high school but who is also enrolled, simultaneously, in a postsecondary institution are considered dual enrolled.

Science Technology Engineering and Mathematics (STEM) - STEM enrollment is calculated based on STEM CIP codes.

Educations, Nursing, Allied Health - Use the CIP codes as defined by IPEDS for these disciplines to determine the number of students enrolled and graduates in these field of study.

Louisiana State University Eunice

Metric III. The following metric will identify the campus trends for retention, graduation, licensure and pass rate.

Analysis of First-time, Full-time, Associate Degree-seeking Freshmen

Cohort Type	Cohort Year	Head Count	% continuation to_2nd_Yr	% continuation to_3rd_Yr	% Graduation in_1st_Yr	% Graduation in_2nd_Yr	% Graduation in_3rd_Yr	% Graduation 150 Total	% Graduation in_4th_Yr	% Graduation in_5th_Yr	% Graduation in_6th_Yr
Total	2006	312	51.8%	27.9%	0.0%	1.6%	9.3%	10.9%	5.8%	2.9%	0.9%
Total	2007	323	45.1%	22.3%	0.0%	0.9%	4.3%	5.2%	5.9%	2.2%	1.2%
Total	2008	352	50.3%	23.0%	0.0%	2.0%	5.1%	7.1%	3.4%	1.4%	1.7%
Total	2009	364	42.9%	18.7%	0.0%	1.9%	6.0%	7.9%	4.1%	2.7%	0.8%
Total	2010	290	46.9%	22.4%	0.0%	3.8%	5.2%	9.0%	5.9%	2.1%	1.4%
Total	2011	305	47.2%	26.9%	0.0%	2.3%	9.2%	11.5%	3.9%	3.3%	0.3%
Total	2012	284	50.0%	25.0%	0.0%	6.0%	7.39%	13.4%	3.5%	1.4%	1.1%
Total	2013	250	51.6%	26.40%	0.4%	5.6%	10.00%	16.0%	5.2%	2.8%	
Total	2014	316	47.78%	23.42%	0.0%	3.8%	6.01%	9.8%	5.0%		
Total	2015	322	52.48%	27.64%	0.3%	5.3%	7.50%				
Total	2016	371	45.28%	24.80%							
Total	2017	364	52.75%								
Total	2018	497									

Student Progression, Number of Full Time Student Completing	2008-2009	2009-2010	2010-2011	2011-2012	2012-2013	2013-2014	2014-2015	2015-2016	2016-2017	2017-2018	2018-2019
Original Full-Time Cohort	FA04 - 1,818	FA05 - 1,726	FA06 - 1592	FA07 - 1585	FA08 - 1609	FA09 - 1688	FA10 - 1655	FA11-1472	FA12-1394	FA13-1283	FA14-1351
Up to 24 hours after 4 semesters	653	622	544	535	560	572	567	497	498	441	454
36 hours after 6 semesters	289	257	251	249	256	231	254	229	205	200	194
48 hours after 8 semesters	111	114	118	103	89	94	101	91	91	89	92
Success of Academically "At Risk" Students (LSUE Pathways to Success Program - ACT Composite of less than 15)	2010	2011	2012	2013	2014	2015	2016	2017	2018		
Fall-to-Fall retention rate	31%	52%	47%	45%	50%	44%	49%	44%	53%		
Percentage of Program Students in Good Academic Standing	63%	72%	76%	79%	72%	77%	83%	72%	73%		
Percentage of Students Dropped from the University for Poor Academic Performance	10%	5%	5%	4%	4%	4%	4%	5%	5%		
Mean Grade Point Average of Program Students	2.156	2.234	2.242	2.356	2.326	2.365	2.362	2.474	2.33		
Employer Satisfaction Rate with Nursing and Allied Health Field Graduates	2008-2009	2009-2010	2010-2011	2011-2012	2012-2013	2013-2014	2014-2015	2015-2016	2016-2017	2017-2018	2018-2019
Nursing	100	100	100	100	100	100	100	100			
Radiologic Technology	100	100	100	100	100	100	100	100	100		
Respiratory Care	100	100	100	100	100	100	100	100	100		
Diagnostic Medical Sonography	NA	100	100	100	100	100	100	NA	NA		

Louisiana State University Eunice

Metric V. The following metrics will identify the tuition and fee revenues, and, other revenue resources.

	2011-2012	2012-2013	2013-2014	2014-2015	2015-2016	2016-2017	2017-2018
Total Endowment Value	1,704,880	1,860,987	2,057,243	1,981,610	1,837,643	2,109,241	2,191,846
Earned Interest on Endowments	65,918	66,365	75,524	78,306	69,489	76,554	79,046
Dollar amount of the endowment approved each fiscal year and made available for expenditures by the campus	65,918	66,365	75,524	78,306	69,489	76,554	79,046
Total # of Foundations	1	1	1	1	1	1	1
Foundations total Assets (\$ Amount)	1,943,293	2,102,397	2,299,912	2,216,806	2,138,652	2,284,262	2,416,910
Total # of Board of Regents Support Fund	7	7	7	7	7	8	8
Total Value (\$ Amount) of BoR Support Fund	863,231	921,020	1,002,079	971,532	923,446	1,021,031	1,086,106
Total Gross Revenue Generated from tuition and fees							
Total Gross Revenue From First-Time-Full-Time Freshmen	1,873,977	1,695,438	1,840,181	2,185,116	2,365,465	3,161,076	3,108,428
Gross Revenue From First-Time-Full-Time Freshmen (In-State Only)	1,799,507	1,612,712	1,696,105	2,113,027	2,318,743	2,885,181	2,193,895
Gross Revenue From First-Time-Full-Time Freshmen (Out-of-State Only)	74,470	82,726	144,074	72,089	46,722	275,894	214,533
Net Revenue From First-Time-Full-Time Freshmen	1,822,037	1,640,884	1,774,591	2,141,366	2,314,873	3,128,524	3,040,161
Net Revenue From First-Time-Full-Time Freshmen (In-State Only)	1,774,352	1,596,948	1,679,468	2,096,098	2,284,243	2,874,086	2,863,176
Net Revenue From First-Time-Full-Time Freshmen (Out-of-State Only)	47,685	43,936	95,123	45,269	30,630	254,438	176,895
Financial Aid							
Total institutional dollars awarded need based aid for entering freshmen class	\$0	\$0	\$0	\$0	\$0	\$0	\$0
Total institutional dollars awarded non-need aid for entering freshmen class	\$88,890	\$253,110	\$236,612	\$211,889	\$263,850	\$284,239	\$337,496
Total institutional dollars awarded need based aid for entering freshmen class LA residents	\$0	\$0	\$0	\$0	\$0	\$0	\$0
Total institutional dollars awarded non-need based aid for entering freshmen class LA residents	\$61,362	\$146,863	\$135,659	\$155,752	\$234,113	\$255,046	\$263,798
Total institutional dollars awarded need based aid for entering freshmen class non-residents	\$0	\$0	\$0	\$0	\$0	\$0	\$0
Total institutional dollars awarded non-need based aid for entering freshmen class non-residents	\$27,528	\$106,247	\$100,953	\$56,138	\$29,737	\$29,193	\$73,698
State Appropriation per FTE ¹	\$2,875	\$2,503	\$2,731	\$2,351	\$2,765	\$2,457	\$2,300
Net Revenue Generated from auxiliary enterprises (i.e., bookstores, dining services)	\$393,619	\$80,267	\$48,967	\$142,286	\$103,965	\$42,390	(\$83,485)

¹ State Appropriation per FTE = the Board of Regents Formula Appropriations Per FTE which includes State General Fund and Statutory Dedications.

Louisiana State University Eunice

Metric V. The following metrics will identify the tuition and fee revenues, and, other revenue resources.

Endowment Value equals the market value of of the endowment as of June 30 of the reporting year.

FTE Full time equivalent

Payout from Endowment equal interest earned on endowment.

Gross Revenue Generated from Student Enrollment FTE equals revenue gain from student tuitions and fees.

Net Revenue Generated from Student Enrollment FTE equals gross revenue from enrollment headcount minus institutional supported finaicial aid.

Net Revenue from Auxiliary equal gross revenue generated from auxiliary enterprises minus debt services and other financial obligations.

Louisiana State University Eunice

Metric VI. The following metrics will identify teaching and research productivity per FTE faculty.

	Fall 2012	Fall 2013	Fall 2014	Fall 2015	Fall 2016	Fall 2017	Fall 2018
Average Section Size in Lecture and Seminar courses							
Total Enrollment	9,132	8,188	8,395	7,796	8,745	9,159	10,138
Number of Sections	364	355	371	352	368	401	413
Average section size	25.1	23.1	23	22	24	23	25
Full-Time Academic FTE faculty assigned to classes							
Full-Time Academic FTE faculty assigned to classes	75.9	76.9	75.6	58.9	65.1	67.4	55.6
Part-Time Academic FTE faculty assigned to classes	21.3	19.8	21.9	19.7	18.2	24.4	25.4
Non-Academic FTE assigned to classes	2.8	1.3	2.1	2.1	1.3	1.4	1.5
Sections taught by full-time faculty							
Sections taught by full-time faculty	335	348	332	323	355	344	307
Sections taught by part-time faculty	106	98	114	111	103	128	143
Sections taught by non-academic staff	15	7	12	11	7	7	8
Total sections	456	453	458	445	465	479	458
Total class sections taught per FTE full-time faculty							
Total class sections taught per FTE full-time faculty	4.4	4.5	4.5	5.5	5.5	5.1	5.5
Total class sections taught per FTE part-time faculty	5.0	5.0	5.2	5.6	5.7	5.2	5.6
Total class sections taught per FTE non-academic staff	5.4	5.4	5.7	5.3	5.4	5.0	5.3
% class sections taught by full-time faculty							
% class sections taught by full-time faculty	73.5	76.8	72.5	72.6	76.3	71.8	67.0
% class sections taught by part-time faculty	23.2	21.6	24.9	24.9	22.2	26.7	31.2
% class sections taught by non-academic staff	3.3	1.6	2.6	2.5	1.5	1.5	1.7
Total student credit hours							
Total student credit hours	29,014	26,138	26,592	24,735	27,687	29,027	30,308
Total SCH's taught by full-time faculty	22,028	20,252	18,699	18,328	21,697	22,173	20,941
Total SCH's taught by part-time faculty	5,927	5,415	7,014	5,744	5,573	6,623	8,959
Total SCH's taught by non-academic staff	1,059	471	879	663	417	231	408
Total SCH's taught per FTE full-time faculty							
Total SCH's taught per FTE full-time faculty	290.2	263.4	247.3	311.3	333.3	329.0	376.6
Total SCH's taught per FTE part-time faculty	278.3	274.2	320.3	291.7	306.2	271.4	352.7
Total SCH's taught per FTE non-academic staff	378.2	362.3	418.3	321.5	320.8	165.0	272.0
% SCH's taught by full-time faculty							
% SCH's taught by full-time faculty	75.9%	77.5%	70.3%	74.1%	78.4%	76.4%	69.1%
% SCH's taught by part-time faculty	20.4%	20.7%	26.4%	23.2%	20.1%	22.8%	29.6%
% SCH's taught by non-academic staff	3.6%	1.8%	3.3%	2.7%	1.5%	0.8%	1.3%

Louisiana State University Eunice

Metric VI. The following metrics will identify teaching and research productivity per FTE faculty.

Annual	2012-2013	2013-2014	2014-2015	2015-2016	2016-2017	2017-2018	2018-2019
Total Annual student credit hours, fall & spring	55,634	49,964	47663	51275	54175	59840	
FTE students	2,318	2,082	1,986	2,136	2,257	2,493	
Direct instructional expenditures	6,299,666	6,201,396	6,035,154	5,990,631	6,570,769	7,567,227	
Direct instructional expenditures per SCH	113	124	127	117	121	126	
Direct instructional expenditures per FTE student	2,718	2,979	3,039	2,805	2,911	3,035	
Personnel cost as % of Direct Instructional Expenditures	96.74	97.5	97.8	97.25	97.03	96.78	
Total FTE faculty (instruction, research, public service)	100.0	98.0	99.6	101.8	98.77	82.56	
Full-time FTE faculty as % of total FTE faculty	75.9%	78.5%	75.90%	74.90%	77.00%	67.34%	

Definitions:

Direct Expenditures for Instructions: Total Direct Instructional Expenditures include data in certain functional areas - instruction, research, and public service. Direct expenditure data reflect costs incurred for personnel compensation, supplies, and services used in the conduct of each of these functional areas. They include acquisition costs of capital assets such as equipment and library books to the extent that funds are budgeted for the use of departments for instruction, research, and public service. Similar to the Delaware Study, exclude centrally allocated computing costs and centrally supported computer labs, and graduate student tuition remission and fee waivers.

Instruction: Instruction includes general academic instruction, occupational and vocational instruction, community education, preparatory and adult basic education, and remedial and tutorial instruction conducted by the teaching faculty for the institution's students. Departmental research and service **which are not separately budgeted** should be included under instruction. In other words, department research which is externally funded should be excluded from instructional expenditures, as should any departmental funds which were expended for the purpose of matching external research funds as part of a contractual or grant obligation. EXCLUDE expenditures for academic administration where the primary function is administration. For example, exclude deans, but include department chairs.)

Disaggregate total direct instructional expenditures for the institution into the following categories:

Salaries: Report all wages paid to support the instructional function in a given department or program during the fiscal year. While these will largely be faculty salaries, be sure to include clerical (e.g., department secretary), professionals (e.g., lab technicians), Graduate student stipends (but not tuition waivers), and any other personnel who support the teaching function and whose salaries and wages are paid **from the institution's instructional budget**.

Benefits: Report expenditures for benefits associated with the personnel for whom salaries and wages were reported on the previous entry. If you cannot separate benefits from salaries, but benefits are included in the salary figure you have entered, indicate "Included in Salaries" in the data field. Some institutions book benefits centrally and do not disaggregate to the department level. If you can compute the appropriate benefit amount for the department/program, please do so and enter the data. If you cannot do so, leave the benefit amount as zero and we will impute a cost factor based upon the current benefit rate for your institution, as published in Academe. If no rate is available, we will use a default value of 28%.

Other Than Personnel Costs: This category includes non-personnel items such as travel, supplies and expense, non-capital equipment purchases, etc., that are typically part of an instructional department or program's cost of doing business. *Excluded* from this category are items such as central computing costs, centrally allocated computing labs, graduate student tuition remission and fee waivers, etc.

Research: This category includes all funds expended for activities specifically organized to produce research outcomes and commissioned by an agency either external to the institution or **separately budgeted** by an organizational unit within the institution. Report total research expenditures only. It is not necessary to disaggregate costs for

Louisiana State University Eunice

Metric VI. The following metrics will identify teaching and research productivity per FTE faculty.

this category.

Public Service: Report all funds **separately budgeted** specifically for public service and expended for activities established primarily to provide non-instructional services beneficial to groups external to the institution. Examples include cooperative extension and community outreach projects. Report total service expenditures only. It is not necessary to disaggregate costs for this category.

Federally Funded Research: As defined by NSF

Total Research and Expenditures: As defined by NSF

Louisiana State University Eunice National Benchmark Report

	Success rates in developmental courses			Success rates in the first general education course after developmental courses.			The percentage of students who completed their developmental education sequence
	English	Math	Reading	English	Math	Reading/Social Sciences	
Louisiana State University Eunice	80%	51%	78%	68%	78%	52%	35%
National Average	63%	50%	63%	78%	62%	69%	30-40%


Notes:

- Citation for current research: Chen, X. (2016). Remedial Coursetaking at U.S. Public 2- and 4-Year Institutions: Scope, Experiences, and Outcomes (NCES 2016-405). U.S. Department of Education. Washington, DC: National Center for Education Statistics. Retrieved January 15, 2018 from <http://nces.ed.gov/pubsearch>
- Developmental English, Math, and Reading calculated for AY 2017-2018.
- Math at 51.45% was calculated using a weighted average of 55% (n=838) for MATH 0001, 45% (n=399) for MATH 0015, and 50% (n=280) for MATH 0021.
- Program Completion in Pathways to Success only calculated through Spring 2017.
- Program completion citation: Bailey, T., Jeong, D. W., & Cho, S. W. (2008). Referral, enrollment, and completion in developmental education sequences in community colleges. Retrieved on January 20, 2009 from <http://ccrc.tc.columbia.edu/Publication.asp?UID=659>

**Louisiana State University Shreveport
Metric Data**



March 15, 2019



Louisiana State University Shreveport

Executive Summary

LSU Shreveport Performance Metrics

2/8/19

LSU Shreveport saw significant increases in several key metrics for the current cycle including overall enrollment, the total number of degrees awarded, and six-year graduation rates for first-time, full-time freshmen. Enrollment is at its highest in LSUS history. The number of degrees awarded is likewise at an all-time high. Graduate enrollment continues to climb and is driven by online academic programs.

Metric I - Degrees Awarded

The total number of degrees awarded at LSUS increased by 33%. The number of degrees awarded was up in nearly all race/ethnicity categories, highlighted by a 64% increase for Hispanic and a 51% increase for Black or African-American. The number of graduate degrees awarded rose by 55%, while the number of undergraduate degrees awarded showed a modest increase. There was a 22% increase in degrees awarded in STEM programs.

Metric II - Enrollment

LSUS recorded an all-time high in total enrollment in Fall 2018, topping 7,000 students. Graduate level enrollment increased by nearly 35%. The number of undergraduate students fell by over 4% due mainly to lower dual enrollment numbers. However, the number of first-time freshmen and new transfer students is on the rise. The number of students in teacher education programs has also risen, while the number of students in STEM programs showed a small decrease.

Metric III - Student Success

The six-year graduation rate for first-time, full-time freshman bounced back with a 6% increase over the previous year. The percentage of students graduating after four years rose to the highest level over the tracking period. The first-year retention rate decreased slightly, while the average ACT score for the incoming freshman class neared the all-time high.

Metric IV - Research Expenditures

To be completed by the Board

Metric V - Technology Transfer

The number of new patents filed at LSUS reached an all-time high of 11 and included one that was issued as a U.S. Patent.

Metric VI - Revenues

The market value of endowments rose 6% in 2017-18. Gross revenue from first-time freshmen increased 21% over the previous year. State appropriations per FTE fell to their lowest level in LSUS history.

Metric VII - Faculty Productivity

SCH enrollment in Fall 2017 increased by nearly 20% over the previous year. As a result, large increases were seen in the number of SCH's taught both by tenure/tenure track faculty and by non-tenure/non-tenure track faculty.

Benchmark with Peers

LSUS receives significantly lower state appropriations per FTE student than its peer institutions. As a result, LSUS relies on much higher tuition and fees per FTE student than its peers. Even so, combined tuition, fees, and state appropriations for LSUS falls below that of its peers.

LSUS MISSION:

The mission of Louisiana State University in Shreveport is to:

Serve as a teaching institution focused on the successful education of undergraduate and graduate students through bachelors, masters, and select doctoral programs.

Provide a stimulating and supportive learning environment in which students, faculty, and staff participate freely in the creation, acquisition, and dissemination of knowledge;

Encourage an atmosphere of intellectual excitement;

Foster the academic and personal growth of students;

Produce graduates who possess the intellectual resources and professional and personal skills that will enable them to be effective and productive members of an ever-changing global community; and

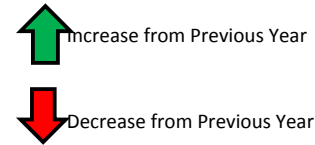
Enhance the cultural, technological, social, and economic development of the region through outstanding teaching, research, and public service.

Louisiana State University Shreveport

Metrics at a Glance 2017-2018

Legend:

Statistic		Most Recent Available
High	Y	
Low	Z	% Change from Previous Year



Metric I Degrees Awarded	Metric II Enrollment	Metric III Student Success	Metric IV Research Expenditures	Metric V Technology Transfer	Metric VI Revenues	Metric VII Instruction Productivity																												
Bachelors <table border="1"> <tr><td>565</td><td>398</td></tr> <tr><td>390</td><td>↑ 2.1%</td></tr> </table>	565	398	390	↑ 2.1%	14th Day Enrollment for First Time Degree Seeking Freshmen <table border="1"> <tr><td>376</td><td>293</td></tr> <tr><td>257</td><td>↑ 2.4%</td></tr> </table>	376	293	257	↑ 2.4%	Average ACT Score <table border="1"> <tr><td>23.0</td><td>22.8</td></tr> <tr><td>20.1</td><td>↑ 0.4%</td></tr> </table>	23.0	22.8	20.1	↑ 0.4%	Physical Sciences (shown in thousands) <table border="1"> <tr><td>475</td><td>324</td></tr> <tr><td>1</td><td>↓ -0.6%</td></tr> </table>	475	324	1	↓ -0.6%	Invention Disclosures <table border="1"> <tr><td>12</td><td>11</td></tr> <tr><td>0</td><td>↓ -8.3%</td></tr> </table>	12	11	0	↓ -8.3%	Market Value of Endowments <table border="1"> <tr><td>23,934,179</td><td>23,934,179</td></tr> <tr><td>11,288,825</td><td>↑ 5.1%</td></tr> </table>	23,934,179	23,934,179	11,288,825	↑ 5.1%	SCH Enrollment in Fall Semester Lecture and Seminar Courses <table border="1"> <tr><td>17,099</td><td>17,099</td></tr> <tr><td>14,241</td><td>↑ 19.7%</td></tr> </table>	17,099	17,099	14,241	↑ 19.7%
565	398																																	
390	↑ 2.1%																																	
376	293																																	
257	↑ 2.4%																																	
23.0	22.8																																	
20.1	↑ 0.4%																																	
475	324																																	
1	↓ -0.6%																																	
12	11																																	
0	↓ -8.3%																																	
23,934,179	23,934,179																																	
11,288,825	↑ 5.1%																																	
17,099	17,099																																	
14,241	↑ 19.7%																																	
Masters <table border="1"> <tr><td>911</td><td>911</td></tr> <tr><td>77</td><td>↑ 55.2%</td></tr> </table>	911	911	77	↑ 55.2%	Grand Total Headcount as of 14th Class Day (Undergraduate & Graduate) <table border="1"> <tr><td>7,036</td><td>7,036</td></tr> <tr><td>4,051</td><td>↑ 17.3%</td></tr> </table>	7,036	7,036	4,051	↑ 17.3%	Second Year Retention <table border="1"> <tr><td>68.7%</td><td>63.5%</td></tr> <tr><td>52.9%</td><td>↓ -0.6%</td></tr> </table>	68.7%	63.5%	52.9%	↓ -0.6%	Mathematical Sciences (shown in thousands) <table border="1"> <tr><td>300</td><td>0</td></tr> <tr><td>0</td><td>⇒ 0.0%</td></tr> </table>	300	0	0	⇒ 0.0%	Licenses\Options Executed <table border="1"> <tr><td>0</td><td>0</td></tr> <tr><td>0</td><td>⇒ 0.0%</td></tr> </table>	0	0	0	⇒ 0.0%	Total Gross Revenue From First-Time-Full-Time Freshmen <table border="1"> <tr><td>2,597,267</td><td>2,597,267</td></tr> <tr><td>722,476</td><td>↑ 21.2%</td></tr> </table>	2,597,267	2,597,267	722,476	↑ 21.2%	Tenure/tenure track (T/TT) FTE faculty assigned to classes <table border="1"> <tr><td>98</td><td>84</td></tr> <tr><td>84</td><td>↓ -14.2%</td></tr> </table>	98	84	84	↓ -14.2%
911	911																																	
77	↑ 55.2%																																	
7,036	7,036																																	
4,051	↑ 17.3%																																	
68.7%	63.5%																																	
52.9%	↓ -0.6%																																	
300	0																																	
0	⇒ 0.0%																																	
0	0																																	
0	⇒ 0.0%																																	
2,597,267	2,597,267																																	
722,476	↑ 21.2%																																	
98	84																																	
84	↓ -14.2%																																	
Specialist <table border="1"> <tr><td>8</td><td>4</td></tr> <tr><td>1</td><td>↓ -20.0%</td></tr> </table>	8	4	1	↓ -20.0%	Total number of High School Dual Enrollments <table border="1"> <tr><td>1,033</td><td>299</td></tr> <tr><td>278</td><td>↓ -22.9%</td></tr> </table>	1,033	299	278	↓ -22.9%	Third Year Retention <table border="1"> <tr><td>56.8%</td><td>45.9%</td></tr> <tr><td>38.9%</td><td>↓ -6.3%</td></tr> </table>	56.8%	45.9%	38.9%	↓ -6.3%	Computer Sciences (shown in thousands) <table border="1"> <tr><td>418</td><td>355</td></tr> <tr><td>103</td><td>↑ 8.9%</td></tr> </table>	418	355	103	↑ 8.9%	New Patents Filed - Total <table border="1"> <tr><td>11</td><td>11</td></tr> <tr><td>0</td><td>↑ 37.5%</td></tr> </table>	11	11	0	↑ 37.5%	Net Revenue From First-Time-Full-Time Freshmen <table border="1"> <tr><td>1,700,724</td><td>1,420,066</td></tr> <tr><td>357,046</td><td>↓ 0.0%</td></tr> </table>	1,700,724	1,420,066	357,046	↓ 0.0%	Non tenure/tenure track FTE faculty assigned to classes <table border="1"> <tr><td>71</td><td>44</td></tr> <tr><td>42</td><td>↓ -10.2%</td></tr> </table>	71	44	42	↓ -10.2%
8	4																																	
1	↓ -20.0%																																	
1,033	299																																	
278	↓ -22.9%																																	
56.8%	45.9%																																	
38.9%	↓ -6.3%																																	
418	355																																	
103	↑ 8.9%																																	
11	11																																	
0	↑ 37.5%																																	
1,700,724	1,420,066																																	
357,046	↓ 0.0%																																	
71	44																																	
42	↓ -10.2%																																	
Grand Total Number of Degrees Awarded <table border="1"> <tr><td>1,317</td><td>1,317</td></tr> <tr><td>541</td><td>↑ 33.7%</td></tr> </table>	1,317	1,317	541	↑ 33.7%	Total number of students enrolled who received TOPS <table border="1"> <tr><td>702</td><td>568</td></tr> <tr><td>559</td><td>↑ 1.6%</td></tr> </table>	702	568	559	↑ 1.6%	Six Year Graduation Rate <table border="1"> <tr><td>36.5%</td><td>32.4%</td></tr> <tr><td>20.0%</td><td>↑ 6.2%</td></tr> </table>	36.5%	32.4%	20.0%	↑ 6.2%	Total all Disciplines (shown in thousands) <table border="1"> <tr><td>1,520</td><td>707</td></tr> <tr><td>642</td><td>↓ -9.7%</td></tr> </table>	1,520	707	642	↓ -9.7%	Active License Agreements <table border="1"> <tr><td>0</td><td>0</td></tr> <tr><td>0</td><td>⇒ 0.0%</td></tr> </table>	0	0	0	⇒ 0.0%	State Appropriation per FTE <table border="1"> <tr><td>5,884</td><td>1,762</td></tr> <tr><td>1,762</td><td>↓ -20.4%</td></tr> </table>	5,884	1,762	1,762	↓ -20.4%	Total SCH's taught per FTE T/TT faculty <table border="1"> <tr><td>454</td><td>454</td></tr> <tr><td>269</td><td>↑ 27.7%</td></tr> </table>	454	454	269	↑ 27.7%
1,317	1,317																																	
541	↑ 33.7%																																	
702	568																																	
559	↑ 1.6%																																	
36.5%	32.4%																																	
20.0%	↑ 6.2%																																	
1,520	707																																	
642	↓ -9.7%																																	
0	0																																	
0	⇒ 0.0%																																	
5,884	1,762																																	
1,762	↓ -20.4%																																	
454	454																																	
269	↑ 27.7%																																	
Total degrees awarded in STEM <table border="1"> <tr><td>118</td><td>118</td></tr> <tr><td>60</td><td>↑ 22.9%</td></tr> </table>	118	118	60	↑ 22.9%	Total number of student enrolled in STEM <table border="1"> <tr><td>739</td><td>585</td></tr> <tr><td>569</td><td>↓ -4.4%</td></tr> </table>	739	585	569	↓ -4.4%	LA Community College Transfer Student Second Year Retention <table border="1"> <tr><td>72.3%</td><td>62.5%</td></tr> <tr><td>56.4%</td><td>↓ -5.7%</td></tr> </table>	72.3%	62.5%	56.4%	↓ -5.7%	Total number of FTE T/TT faculty holding grants <table border="1"> <tr><td>20</td><td>12</td></tr> <tr><td>4</td><td>⇒ 0.0%</td></tr> </table>	20	12	4	⇒ 0.0%	Licenses Generating Income <table border="1"> <tr><td>0</td><td>0</td></tr> <tr><td>0</td><td>⇒ 0.0%</td></tr> </table>	0	0	0	⇒ 0.0%	Net Revenue Generated from auxiliary enterprises <table border="1"> <tr><td>908,988</td><td>-328,261</td></tr> <tr><td>-522,675</td><td>↑ 25.4%</td></tr> </table>	908,988	-328,261	-522,675	↑ 25.4%	Total SCH's taught per FTE non T/TT faculty <table border="1"> <tr><td>374</td><td>344</td></tr> <tr><td>185</td><td>↑ 86.4%</td></tr> </table>	374	344	185	↑ 86.4%
118	118																																	
60	↑ 22.9%																																	
739	585																																	
569	↓ -4.4%																																	
72.3%	62.5%																																	
56.4%	↓ -5.7%																																	
20	12																																	
4	⇒ 0.0%																																	
0	0																																	
0	⇒ 0.0%																																	
908,988	-328,261																																	
-522,675	↑ 25.4%																																	
374	344																																	
185	↑ 86.4%																																	
	Total number of students enrolled in Teacher Education (Note BOR Teacher Education Initiative) <table border="1"> <tr><td>569</td><td>564</td></tr> <tr><td>338</td><td>↑ 5.8%</td></tr> </table>	569	564	338	↑ 5.8%	LA Community College Transfer Student 6-Year Grad Rate <table border="1"> <tr><td>54.1%</td><td>53.6%</td></tr> <tr><td>33.8%</td><td>↑ 58.6%</td></tr> </table>	54.1%	53.6%	33.8%	↑ 58.6%	Research dollars per FTE T/TT <table border="1"> <tr><td>17,674</td><td>15,083</td></tr> <tr><td>6,903</td><td>↓ 0.0%</td></tr> </table>	17,674	15,083	6,903	↓ 0.0%	Total Licensing Income <table border="1"> <tr><td>0</td><td>0</td></tr> <tr><td>0</td><td>⇒ 0</td></tr> </table>	0	0	0	⇒ 0		Tenure/Tenure Track FTE faculty as % of total FTE faculty <table border="1"> <tr><td>77.4%</td><td>65.8%</td></tr> <tr><td>55.9%</td><td>↓ -14.9%</td></tr> </table>	77.4%	65.8%	55.9%	↓ -14.9%								
569	564																																	
338	↑ 5.8%																																	
54.1%	53.6%																																	
33.8%	↑ 58.6%																																	
17,674	15,083																																	
6,903	↓ 0.0%																																	
0	0																																	
0	⇒ 0																																	
77.4%	65.8%																																	
55.9%	↓ -14.9%																																	

Louisiana State University Shreveport

Metric I. The following metrics will identify the the number of degrees conferred by level and professions that are most important to Louisiana.

Louisiana State University Shreveport	2011-2012	2012-2013	2013-2014	2014-2015	2015-2016	2016-2017	2017-2018
Total number of degrees awarded/conferred							
Bachelors	517	515	448	455	439	390	398
Doctoral	0	0	0	0	0	3	4
Masters	103	121	127	167	359	587	911
Specialist	6	3	4	3	7	5	4
Grand Total Number of Degrees Awarded	626	639	579	625	805	985	1317
Total number of degrees awarded by race/ethnicity							
Hispanic	21	20	17	31	33	39	64
American Indian or Alaska Native	5	2	6	3	6	8	6
Asian	15	10	12	15	16	25	33
Black or African American	115	151	97	113	179	191	290
Native Hawaiian or Other Pacific Islander	3	0	1	2	0	1	0
White	422	398	377	376	466	552	683
Two or More Races	0	5	8	21	17	28	35
Nonresident Alien	13	16	24	25	23	24	39
Race/Ethnicity Unknown	32	37	37	39	65	114	167
Total degrees awarded	626	639	579	625	805	982	1,317
Total degrees awarded in STEM	83	88	109	113	99	96	118
Total Teacher Education completions (Note BOR Teacher Education Initiatives)							
Total number of degrees awarded in Allied Health	0	0	0	0	0	0	0
Total Completed (<i>Regular Program</i>)	40	40	43	41	41	33	29
Number Passed (<i>Regular Program</i>)	40	40	43	41	41	33	29
Percentage Passed (<i>Regular Program</i>)	100%	100%	100%	100%	100%	100%	100%
Total Completed (<i>Alternate Program</i>)	49	47	49	7	11	9	8
Number Passed (<i>Alternate Program</i>)	49	47	49	7	11	9	8
Percentage Passed (<i>Alternate Program</i>)	100%	100%	100%	100%	100%	100%	100%

Louisiana State University Shreveport

Metric I. The following metrics will identify the the number of degrees conferred by level and professions that are most important to Louisiana.

List of STEM/SMART CIP code/s: The following list of CIP codes is to serve as a guide but it is not intended to be inclusive of all possibilities. We recognize that some campuses have degree programs centered in schools or colleges that might dictate a different CIP code. The campus should make the appropriate adjustment. In addition, the CIP codes used by the campus should correlate to the Board of Regents. If there is a discrepancy and the campus applies the IPEDS CIP code, then the campus should identify this with a footnote.

11	Computer and Information Sciences and Support Services
14	Engineering
15	Engineering Technologies/Technicians
26	Biological and Biomedical Sciences
27	Mathematics and Statistics
40	Physical Sciences
0109	Animal Sciences
0110	Food Science and Technology
0111	Plant Sciences
0112	Soil Sciences
0301	Natural Resources Conservation and Research
0303	Fishing and Fisheries Sciences and Management
0305	Forestry
0306	Wildlife and Wildlands Science and Management
2901	Military Technologies
3001	Biological and Physical Sciences
3006	Systems Science and Theory
3008	Mathematics and Computer Science
3010	Biopsychology
3016	Accounting and Computer Science
3018	Natural Sciences
3019	Nutrition Sciences
3024	Neuroscience
3025	Cognitive Science
4101	Biology Technician/Biotechnology Laboratory Technician
4102	Nuclear and Industrial Radiologic Technologies/Technicians
4103	Physical Science Technologies/Technicians
4199	Science Technologies/Technicians Other
4211	Physiological Psychology/Psychobiology

Education CIP Codes/

Education	13
-----------	-----------

Nursing CIP Code/s

	4-Digit CIP Codes
Nursing	51.16

Allied Health CIP Code/s

Allied Health and Medical Assisting Services	51.08
Allied Health Diagnostic, Intervention, and Treatment Professions	51.09

Louisiana State University Shreveport

Metric II. The following metrics will provide the campus enrollment trends.

Enrollment Headcount as of 14th Class Day	2012-2013	2013-2014	2014-2015	2015-2016	2016-2017	2017-2018	2018-2019
Undergraduate							
14th Day Enrollment for First Time Degree Seeking Freshmen	376	345	344	357	257	286	293
14th Day Degree Seeking New Transfer Student Enrollment	366	363	351	326	311	350	378
14th Day Degree Seeking Re-Admit Enrollment	219	194	197	205	157	201	151
Degree Seeking Continuing Undergraduates	2,029	1,854	1,729	1,555	1,484	1,400	1,353
First-Time Post-Baccalaureate	0	0	0	0	0	0	0
Non Degree Undergraduates	1,134	924	563	333	378	401	336
Total Undergraduate Headcount as of 14th Class Day	4,124	3,680	3,184	2,776	2,587	2,638	2,511
Undergraduate - First Time Degree Seeking Freshmen							
Full-time (In-State Residency)	334	310	279	328	226	239	267
Full-time (Non Residency)	35	22	26	19	26	41	18
Part-time (In-State Residency)	6	12	34	9	5	5	6
Part-time (Non Residency)	1	1	5	1	0	1	2
Total First Time Degree Seeking Freshmen Headcount as of 14th Class Day	376	345	344	357	257	286	293
Undergraduate							
Full-time (In-State Residency)	2,077	1,906	1,612	1,696	1,534	1,450	1,428
Full-time (Non Residency)	229	196	142	130	125	191	182
Part-time (In-State Residency)	1,770	1,531	1,268	903	906	959	845
Part-time (Non Residency)	48	47	162	47	22	38	56
Total Undergraduate Headcount as of 14th Class Day	4,124	3,680	3,184	2,776	2,587	2,638	2,511
Graduate							
Full-time (In-State Residency)	97	104	115	218	215	325	370
Full-time (Non Residency)	27	32	44	157	227	431	622
Part-time (In-State Residency)	268	283	548	759	805	929	1,161
Part-time (Non Residency)	19	33	160	518	912	1,673	2,372
Total Graduate Headcount as of 14th Class Day	411	452	867	1,652	2,159	3,358	4,525
Grand Total Headcount as of 14th Class Day (Undergraduate & Graduate)	4,535	4,132	4,051	4,428	4,746	5,996	7,036
Total Undergraduate Full-Time-Equivalent (FTE) Enrollment as of 14th Class Day	2,759	2,504	2,166	2,062	1,879	1,895	1,841
Total Graduate Full-Time-Equivalent (FTE) Enrollment as of 14th Class Day	225	236	386	867	1,113	1,740	2,326
Total number of High School Dual Enrollments	1,033	860	508	278	342	388	299

Louisiana State University Shreveport

Metric II. The following metrics will provide the campus enrollment trends.

First Time Degree Seeking Enrollment by Race and Ethnicity as of 14th Class Day	2012-2013	2013-2014	2014-2015	2015-2016	2016-2017	2017-2018	2018-2019
Hispanic	30	13	16	15	14	14	19
American Indian or Alaska Native	7	5	1	3	1	1	4
Asian	12	6	6	7	7	7	5
Black or African American	64	68	60	66	42	42	57
Native Hawaiian or Other Pacific Islander	0	1	0	1	0	0	0
White	241	215	215	184	138	138	146
Two or More Races	0	13	21	28	15	15	18
Nonresident Alien	6	7	5	6	4	4	9
Race/Ethnicity Unknown	16	17	20	37	31	31	35
Total	376	345	344	347	252	252	293

First Time Degree Seeking Enrollment by Gender as of 14th Class Day	2012-2013	2013-2014	2014-2015	2015-2016	2016-2017	2017-2018	2018-2019
Male	155	146	138	137	117	114	115
Female	221	199	206	220	140	172	178
Total	376	345	344	357	257	286	293

Total Enrollment by Race and Ethnicity as of 14th Class Day	2012-2013	2013-2014	2014-2015	2015-2016	2016-2017	2017-2018	2018-2019
Hispanic	170	143	147	184	208	287	405
American Indian or Alaska Native	45	29	23	24	19	23	29
Asian	88	62	75	91	93	142	179
Black or African American	927	831	908	1,000	1,014	1,360	1,480
Native Hawaiian or Other Pacific Islander	8	4	5	5	2	5	10
White	2,929	2,577	2,336	2,319	2,307	2,926	3,373
Two or More Races	0	113	135	150	145	192	220
Nonresident Alien	108	94	86	98	103	190	256
Race/Ethnicity Unknown	260	279	336	557	855	871	1,084
Total	4,535	4,132	4,051	4,428	4,746	5,996	7,036

Total Enrollment by Gender as of 14th Class Day	2012-2013	2013-2014	2014-2015	2015-2016	2016-2017	2017-2018	2018-2019
Male	1,826	1,633	1,568	1,704	1,900	2,510	2,933
Female	2,709	2,499	2,483	2,724	2,846	3,486	4,103
Total	4,535	4,132	4,051	4,428	4,746	5,996	7,036

Louisiana State University Shreveport

Metric II. The following metrics will provide the campus enrollment trends.

Louisiana Transfer Enrollment	2012-2013	2013-2014	2014-2015	2015-2016	2016-2017	2017-2018	2018-2019
Transfer from Louisiana Community Colleges	160	182	169	168	138	152	157
Transfers from Louisiana Four-Year Universities	97	82	95	80	85	84	110
Student Credit Hours (SCH)							
Fall SCH	44,088	35,728	40,527	41,111	41,543	49,306	55,526
Spring SCH	40,783	37,842	38,678	39,280	40,246	49,783	
Total number of students enrolled who received TOPS							
Performance	167	193	191	203	161	168	188
Opportunity	417	375	390	382	375	302	281
Honors	118	104	100	86	89	89	99
Tech	0	0	0	0	0	0	0
Total number of students enrolled who received TOPS	702	672	681	671	625	559	568
Enrollment by specified discipline							
Total number of student enrolled in STEM	739	645	641	643	569	612	585
Total number of students enrolled in Allied Health	0	0	0	0	0	0	0
Total number of students enrolled in Teacher Education (Note BOR Teacher Education Initiative)	442	338	386	569	472	533	564
Teacher Education Regular Program	374	297	352	542	447	507	540
Teacher Education Alternative Program	68	41	34	27	25	26	24

Note: In December 2012, Teacher Education Programs MATE & MATS enrollments moved from Regular to Alternative for 2009-10, 2010-11, and 2011-12

Note: Beginning with Fall 2014 reporting cycle, enrollment in STEM determined by the Complete College America (CCA) definition used by the Board of Regents. Data reported using CCA for 2008-09 through 2014-15

Note: Beginning with Fall 2014 reporting cycle, 14th day degree-seeking transfer enrollment includes fall and continuing summer transfers. This methodology used to report 2008-09 through 2015-16 data in December 2015.

Note: Beginning with Fall 2015 reporting cycle, headcount enrollment and student credit hours includes Hebert Law Center.

Louisiana State University Shreveport

Metric II. The following metrics will provide the campus enrollment trends.

List of STEM/SMART CIP code/s:

The following list of CIP codes is to serve as a guide but it is not intended to be inclusive of all possibilities. We recognize that some campuses have degree programs centered in schools or colleges that might dictate a different CIP code. The campus should make the appropriate adjustment. In addition, the CIP codes used by the campus should correlate to the Board of Regents. If there is a discrepancy and the campus applies the IPEDS CIP code, then the campus should identify this with a footnote.

11	Computer and Information Sciences and Support Services
14	Engineering
15	Engineering Technologies/Technicians
26	Biological and Biomedical Sciences
27	Mathematics and Statistics
40	Physical Sciences
0109	Animal Sciences
0110	Food Science and Technology
0111	Plant Sciences
0112	Soil Sciences
0301	Natural Resources Conservation and Research
0303	Fishing and Fisheries Sciences and Management
0305	Forestry
0306	Wildlife and Wildlands Science and Management
2901	Military Technologies
3001	Biological and Physical Sciences
3006	Systems Science and Theory
3008	Mathematics and Computer Science
3010	Biopsychology
3016	Accounting and Computer Science
3018	Natural Sciences
3019	Nutrition Sciences
3024	Neuroscience
3025	Cognitive Science
4101	Biology Technician/Biotechnology Laboratory Technician
4102	Nuclear and Industrial Radiologic Technologies/Technicians
4103	Physical Science Technologies/Technicians
4199	Science Technologies/Technicians Other
4211	Physiological Psychology/Psychobiology

Allied Health CIP Code/s

51.08	Allied Health and Medical Assisting Services
51.09	Allied Health Diagnostic, Intervention, and Treatment Professions

Variables Description

Headcount Enrollment Undergraduate – Total number of full-time and part-time students enrolled in courses for undergraduate credit.

Headcount Enrollment Graduate – Total number of full-time and part-time students enrolled in courses for graduate credit.

Full-Time Equivalent (FTE) – The calculation of FTE can vary by institution. However, FTE enrollment reported for this metric should reconcile to FTE data you report to the Louisiana BoR, SREB and IPEDS for your

Full-Time Student Undergraduate - a student enrolled for 15 or more semester credits or 30 or more contact hours a week each term. (IPEDS)

Dual Enrollment - A student who is enrolled in high school but who is also enrolled, simultaneously, in a postsecondary institution are considered dual enrolled.

Science Technology Engineering and Mathematics (STEM) - STEM enrollment is calculated based on STEM CIP codes.

Educations, Nursing, Allied Health - Use the CIP codes as defined by IPEDS for these disciplines to determine the number of students enrolled and graduates in these field of study.

Louisiana State University Shreveport

Metric III. The following metric will identify the campus trends for retention, graduation, licensure and pass rate.

Analysis of First-time, Full-time, Baccalaureate Degree-Seeking Freshmen

Cohort Type	Cohort Year	Head Count	Average ACT	% continuation to_2nd_Yr	% continuation to_3rd_Yr	Cumulative% Graduating after 4 Yrs	Cumulative % Graduating after 5 Yrs	Cumulative % Graduating after 6 Yrs	Cumulative% Graduating after 7 Yrs
Total	2006	383	22.0	63.4%	49.1%	9.0%	19.0%	26.9%	31.2%
Total	2007	341	22.0	60.1%	46.3%	14.7%	26.7%	33.0%	35.5%
Total	2008	349	22.1	64.8%	46.4%	12.3%	23.5%	30.6%	32.4%
Total	2009	345	22.3	68.7%	56.8%	15.4%	33.0%	36.2%	39.7%
Total	2010	278	22.1	65.0%	52.4%	14.4%	29.9%	36.5%	37.4%
Total	2011	315	22.3	65.7%	47.3%	15.6%	27.9%	30.5%	34.9%
Total	2012	364	22.7	66.2%	49.5%	15.9%	26.9%	32.4%	
Total	2013	318	22.5	66.2%	48.4%	14.6%	27.2%		
Total	2014	330	23.0	64.5%	50.0%	17.6%			
Total	2015	347	22.3	61.9%	49.0%				
Total	2016	252	22.6	63.9%	45.9%				
Total	2017	277	22.7	63.5%					
Total	2018	280	22.8						

Louisiana Community College Transfers (LACCT) Includes Full-Time Degree-Seeking Students

LACCT	2006	118		66.1%	44.9%	38.1%	44.9%	47.5%	
LACCT	2007	122		64.8%	52.5%	42.6%	51.6%	54.1%	
LACCT	2008	120		68.3%	50.0%	41.6%	48.3%	48.3%	
LACCT	2009	162		62.3%	44.4%	33.0%	37.3%	42.0%	
LACCT	2010	105		72.3%	51.4%	19.0%	46.2%	50.0%	
LACCT	2011	148		58.5%	48.6%	27.0%	29.7%	33.8%	
LACCT	2012	122		64.3%	52.5%	43.4%	50.0%	53.6%	
LACCT	2013	135		56.4%	42.2%	28.3%	37.2%		
LACCT	2014	136		58.8%	40.4%	33.3%			
LACCT	2015	127		64.6%	41.1%				
LACCT	2016	101		66.3%	42.6%				
LACCT	2017	98		62.5%					
LACCT	2018	108							

Louisiana State University Shreveport

Metric III. The following metric will identify the campus trends for retention, graduation, licensure and pass rate.

	2009-10	2010-11	2011-12	2012-13	2013-14	2014-15	2015-16	2016-17	2017-18
Number of students passing licensure exams									
Undergraduate Teacher Education	43	51	40/40	40/40	43/43	41/41	41/41	33/33	29
Alternative Teacher Certification	51	70	49/49	47/47	49/49	7/7	11/11	9/9	8
Specialist in School Psychology	8	2	6	3	4/4	3/3	7/7	5/5	4
Educational Leadership	22	11	8	15	10/10	9/9	5/5	6/6	7
MED Administration	0	0	0	0	0	0	0	0	0

Louisiana State University Shreveport

IV. The following metrics will identify the effectiveness of campus research and technology transfer to benefit the state's economic development.

Research Expenditures	FY 2013		FY 2014		FY 2015		FY 2016		FY 2017		FY 2018	
Field of Science & Engineering	Total	Federal	Total	Federal	Total	Federal	Total	Federal	Total	Federal	Total	Federal
a. Engineering (Total)	0	0	0	0	0	0	0	0	0	0	0	0
(1) Aeronautical & astronautical	0	0	0	0	0	0	0	0	0	0		
(2) Bioengineering/biomedical engineering	0	0	0	0	0	0	0	0	0	0		
(3) Chemical	0	0	0	0	0	0	0	0	0	0		
(4) Civil	0	0	0	0	0	0	0	0	0	0		
(5) Electrical	0	0	0	0	0	0	0	0	0	0		
(6) Mechanical	0	0	0	0	0	0	0	0	0	0		
(7) Metallurgical & materials	0	0	0	0	0	0	0	0	0	0		
(8) Other	0	0	0	0	0	0	0	0	0	0		
b. Physical Sciences (Total)	240	159	475	383	227	151	208	146	326	301	324	239
(1) Astronomy	0	0	0	0	0	0	0	0	0	0	0	0
(2) Chemistry	240	159	475	383	227	151	208	146	326	301	324	239
(3) Physics	0	0	0	0	0	0	0	0	0	0	0	0
(4) Other	0	0	0	0	0	0	0	0	0	0	0	0
c. Environmental Sciences (Total)	0	0	0	0	0	0	0	0	0	0	0	0
(1) Atmospheric	0	0	0	0	0	0	0	0	0	0	0	0
(2) Earth sciences	0	0	0	0	0	0	0	0	0	0	0	0
(3) Oceanography	0	0	0	0	0	0	0	0	0	0	0	0
(4) Other	0	0	0	0	0	0	0	0	0	0	0	0
d. Mathematical Sciences (Total)	171	159	126	121	101	97	300	261	0	0	0	0
e. Computer Sciences (Total)	171	159	103	99	172	162	265	257	326	301	355	299
f. Life Sciences (Total)	179	74	240	80	164	79	79	5	26	10	13	9
(1) Agricultural	0	0	0	0	0	0	0	0	0	0	0	0
(2) Biological	179	74	240	80	164	79	79	5	26	10	13	9
(3) Medical	0	0	0	0	0	0	0	0	0	0	0	0
(4) Other	0	0	0	0	0	0	0	0	0	0	0	0
g. Psychology (Total)	0	0	0	0	0	0	0	0	0	0	0	0
h. Social Sciences (Total)	0	0	0	0	0	0	0	0	0	0	0	0
(1) Economics	0	0	0	0	0	0	0	0	0	0	0	0
(2) Political science	0	0	0	0	0	0	0	0	0	0	0	0
(3) Sociology	0	0	0	0	0	0	0	0	0	0	0	0
(4) Other	0	0	0	0	0	0	0	0	0	0	0	0
i. Other Sciences, not elsewhere classified (Total)	0	0	22	0	40	0	103	0	105	105	15	0
j. Total (sum of a through i)	761	551	966	683	704	489	955	669	783	717	707	547

Faculty Research:	2012-2013	2013-2014	2014-2015	2015-2016	2016-2017	2017-2018
Total number of FTE T/TT faculty holding grants	4	9	6		12	
Percent of FTE T/TT faculty holding grants	5%	10%	5%		9%	
Research dollars per FTE T/TT	10,352	7,147	7,822		15,083	

Louisiana State University Shreveport

Metric V: Technology Transfer

(The following metric will provide technology transfer data.)

	2011-2012	2012-2013	2013-2014	2014-2015	2015-2016	2016-2017	2017-2018
Invention Disclosures	0	0	0	6	9	12	11
Licenses\Options Executed	0	0	0	0	0	0	0
New Patents Filed - Total	0	0	0	5	5	8	11
New Patents Filed - First in Family	*	*	*	*	1	5	0
US Patents Issued	0	0	0	0	0	0	1
Active License Agreements	0	0	0	0	0	0	0
Licenses Generating Income	0	0	0	0	0	0	0
Total Licensing Income	\$0	\$0	\$0	\$0	\$0	\$0	\$0
Start-up Companies Formed	0	0	0	0	0	0	0
Legal Fees Expended	\$0	\$0	\$0	\$0	\$2,630	\$3,107	\$6,737
Legal Fees Reimbursed	\$0	\$0	\$0	\$0	\$0	\$0	\$0
Percent of Expenses Reimbursed	0%	0%	0%	0%	0%	0%	0%
Legal Fees as a % License Income	0%	0%	0%	0%	0%	0%	0%
Cost per Patent Filed	\$0	\$0	\$0	\$0	\$526	\$388	\$612

LEGEND:

* = 2015-2016 was the first year to track

Louisiana State University Shreveport

Metric VI. The following metrics will identify the tuition and fee revenues, and, other revenue resources.

	2011-2012	2012-2013	2013-2014	2014-2015	2015-2016	2016-2017	2017-2018
Annual Gifts	990,575	1,383,773	906,251				
Gifts per Annun							
Total Endowment Value	16,174,997	17,918,306	20,790,303	21,080,677	20,371,832	22,763,370	23,934,179
Earned Interest on Endowments	373,084	327,317	514,053	702,208	708,445	642,987	826,019
Dollar amount of the endowment approved each fiscal year and made available for expenditures by the campus	315,587	360,002	558,935	555,942	749,024	772,832	858,570
Total # of Foundations							
Foundations total Assets (\$ Amount)	17,892,621	19,672,727	22,672,727		21,847,086	25,177,150	26,380,644
Click here to go to the Foundations Supplemental Table							
Total # of Board of Regents Support Fund							
Total Value (\$ Amount) of BoR Support Fund	12,402,400	14,214,913	16,442,783	16,594,043	16,661,367	16,661,367	7,360,774
Click here to go to the BoR Support Funds Supplemental Table							
Total Gross Revenue Generated from tuition and fees							
Total Gross Revenue From First-Time-Full-Time Freshmen	1,009,307	1,025,263	1,039,756	2,364,766	2,519,350	2,142,977	2,597,267
Gross Revenue From First-Time-Full-Time Freshmen (In-State Only)	716,675	769,404	874,536	1,881,094	2,047,645	1,615,159	1,743,799.68
Gross Revenue From First-Time-Full-Time Freshmen (Out-of-State Only)	292,632	255,859	165,220	483,672	471,706	527,819	853,466.88
Net Revenue From First-Time-Full-Time Freshmen	423,907	357,046	489,523	1,488,815	1,700,724	1,420,646	1,420,066
Net Revenue From First-Time-Full-Time Freshmen (In-State Only)	370,431	253,157	454,757	1,280,571	1,535,836	1,257,800	1,264,421.85
Net Revenue From First-Time-Full-Time Freshmen (Out-of-State Only)	53,476	103,889	34,766	208,244	164,888	162,846	155,643.67
Financial Aid							
Total institutional dollars awarded need based aid for entering freshmen class	\$0	\$0	\$0	\$0	\$0	\$0	\$0
Total institutional dollars awarded non-need aid for entering freshmen class	\$585,400	\$668,217	\$550,233	\$875,951	\$818,627	\$722,332	\$1,177,201
Total institutional dollars awarded need based aid for entering freshmen class LA residents	\$0	\$0	\$0	\$0	\$0	\$0	\$0
Total institutional dollars awarded non-need based aid for entering freshmen class LA residents	\$346,244	\$516,247	\$419,779	\$600,523	\$511,809	\$357,359	\$479,378
Total institutional dollars awarded need based aid for entering freshmen class non-residents	\$0	\$0	\$0	\$0	\$0	\$0	\$0
Total institutional dollars awarded non-need based aid for entering freshmen class non-residents	\$239,156	\$151,970	\$130,454	\$275,428	\$306,818	\$364,972	\$697,823
State Appropriation per FTE¹	3,422	3,165	2,790	2,619	2,360	2,214	1,762
Net Revenue Generated from auxiliary enterprises (i.e., bookstores, dining services)	(280,882)	(278,354)	(119,090)	(28,774)	(320,797)	(439,986)	(328,261)

¹ State Appropriation per FTE = the Board of Regents Formula Appropriations Per FTE which includes State General Fund and Statutory Dedications.

Louisiana State University Shreveport

Metric VI. The following metrics will identify the tuition and fee revenues, and, other revenue resources.

Endowment Value equals the market value of the endowment as of June 30 of the reporting year.

FTE Full time equivalent

Payout from Endowment equal interest earned on endowment.

Gross Revenue Generated from Student Enrollment FTE equals revenue gain from student tuitions and fees.

Net Revenue Generated from Student Enrollment FTE equals gross revenue from enrollment headcount minus institutional supported financial aid.

Net Revenue from Auxiliary equal gross revenue generated from auxiliary enterprises minus debt services and other financial obligations. Reporting Operating revenues = Gross revenues less Coast of goods sold for all auxiliaries (Athletics, University Center, Bookstore, Food Service). Not including Student Fees.

Louisiana State University Shreveport

Metric VII. The following metrics will identify teaching and research productivity per FTE faculty.

Enrollment in Fall Semester Lecture and Seminar Courses	Fall 2011	Fall 2012	Fall 2013	Fall 2014	Fall 2015	Fall 2016	Fall 2017
Lower Division Undergraduate Courses							
Total Enrollment	10,571	10,638	9,504	8,482	7,604	7,002	6,922
Number of Sections	376	384	399	370	370	318	317
Average section size	28.11	27.70	23.82	22.92	20.55	22.02	21.84
Upper Division Undergraduate Courses							
Total Enrollment	4,319	3,949	3,760	3,601	3,412	3,096	3,203
Number of Sections	243	240	219	227	236	212	224
Average section size	17.77	16.45	17.17	15.86	14.46	14.60	14.30
Graduate/Professional Courses							
Total Enrollment	904	907	993	2,158	3,581	4,192	6,974
Number of Sections	121	122	120	138	184	180	188
Average section size	7.47	7.43	8.28	15.64	19.46	23.29	37.10
All Lecture and Seminar Courses							
Total Enrollment	15,794	15,494	14,257	14,241	14,597	14,290	17,099
Number of Sections	740	746	738	735	790	710	729
Average section size	21	21	19	19	18	20	23
Fall Teaching Activity							
Tenure/tenure track (T/TT) FTE faculty assigned to classes	86	87	89	90	90.5	98.25	84.25
Non tenure/tenure track FTE faculty assigned to classes	44.78	48	42	42	44	49.2	44.2
FTE graduate assistants assigned to classes	0	0	0	0	0	0	0
Organized class sections including labs, fall only							
Sections taught by tenure/tenure track faculty	494	468	447	436	448	511	417
Sections taught by non tenure/tenure track faculty	246	316	291	299	342	199	312
Sections taught by graduate assistants	0	0	0	0	0	0	0
Average # of class sections taught per FTE T/TT faculty	5.74	5.38	5.02	4.84	4.95	5.20	4.95
Average # of class sections taught per FTE non T/TT faculty	5.49	6.58	6.93	7.12	7.77	4.04	7.06
Average # of class sections taught per 0.5 FTE graduate assistants	0.00	0.00	0.00	0.00	0.00	0.00	0.00
% class sections taught by T/TT faculty	66.76%	62.73%	60.57%	59.32%	56.71%	71.97%	57.20%
% class sections taught by non T/TT faculty	33.24%	42.36%	39.43%	40.68%	43.29%	28.03%	42.80%
% class sections taught by graduate assistants					0		0.00%

Louisiana State University Shreveport

Metric VII. The following metrics will identify teaching and research productivity per FTE faculty.

	Fall 2011	Fall 2012	Fall 2013	Fall 2014	Fall 2015	Fall 2016	Fall 2017
Student Credit Hours (SCH'S), fall only							
Undergraduate	42,238	41,384	35,728	34,089	30,707	28,187	28,339
Graduate	2,752	2,701	2,640	6,438	10,404	13,356	20,835
Total student credit hours	44,990	44,085	38,368	40,527	41,111	41,543	49,174
Undergraduate SCH's taught by T/TT faculty	27,738	24,176	24,073	19,973	19,101	21,601	17,453
Graduate SCH's taught by T/TT faculty	1,827	1,944	2,029	5,230	8,380	10,851	16,499
Total SCH's taught by T/TT faculty	29,565	26,120	26,102	25,203	27,481	32,452	33,952
Total SCH's taught by non T/TT faculty	15,425	17,965	12,266	15,324	13,630	9,091	15,222
Total SCH's taught by graduate assistants	0	0	0	0	0	0	0
Undergraduate SCH's taught per FTE T/TT faculty	323	278	270	222	211	220	207
Graduate SCH's taught per FTE T/TT faculty	32	31	30	72	115	136	247
Total SCH's taught per FTE T/TT faculty	355	309	300	293	326	356	454
Total SCH's taught per FTE non T/TT faculty	344	374	292	365	310	185	344
Total SCH's taught per 0.5 FTE graduate assistants	0	0	0	0	0	0	0
% SCH's taught by T/TT faculty	65.71%	59.25%	68.03%	62.19%	66.85%	78.12%	69.04%
% SCH's taught by non T/TT faculty	34.29%	40.75%	31.97%	37.81%	33.15%	21.88%	30.96%
% SCH's taught by graduate assistants	0	0	0	0	0	0	0
Annual Instruction and Research Ratios	2011-2012	2012-2013	2013-2014	2014-2015	2015-2016	2016-2017	2017-2018
Annual student credit hours (SCH's), fall & spring							
Undergraduate	82,896	79,648	70,211	69,274	63,550	54,116	55,266
Graduate	5,134	5,220	5,999	15,058	26,499	27,673	43,466
Total	88,030	84,868	76,210	84,332	90,049	81,789	98,732
Annual FTE students	2,977	2,872	2,590	2,937	3,222	2,957	3,653
Direct unrestricted instructional expenditures	\$13,190,587	\$12,751,227	\$13,053,150	\$12,599,676	\$12,887,148	\$17,059,912	\$24,766,070
Direct unrestricted instructional expenditures per SCH	\$149.84	\$150.25	\$171.28	\$149.41	\$143.11	\$208.58	\$250.84
Direct unrestricted instructional expenditures per FTE student	\$4,430.66	\$4,439.17	\$5,039.19	\$4,290.64	\$3,999.17	\$5,769.51	\$6,779.13
Personnel costs as % of direct unrestricted instructional expenditures	96%	97%	97%	97%		81%	56%
Total FTE faculty	140	138	136	124	125	127	128
Total FTE T/TT faculty (instruction, research, public service)	91	91	90.5	90.5	90.5	98.25	84.25
Tenure/Tenure Track FTE faculty as % of total FTE faculty	65.00%	65.94%	66.54%	72.98%	72.40%	77.36%	65.82%
Restricted research expenditures	N/A	N/A	N/A	N/A	N/A	N/A	N/A
Restricted research expenditures per FTE T/TT faculty	N/A	N/A	N/A	N/A	N/A	N/A	N/A

Louisiana State University Shreveport

Metric VII. The following metrics will identify teaching and research productivity per FTE faculty.

Definitions:

Direct Expenditures for Instructions: Total Direct Instructional Expenditures include data in certain functional areas - instruction, research, and public service. Direct expenditure data reflect costs incurred for personnel compensation, supplies, and services used in the conduct of each of these functional areas. They include acquisition costs of capital assets such as equipment and library books to the extent that funds are budgeted for the use of departments for instruction, research, and public service. Similar to the Delaware Study, exclude centrally allocated computing costs and centrally supported computer labs, and graduate student tuition remission and fee waivers.

Instruction: Instruction includes general academic instruction, occupational and vocational instruction, community education, preparatory and adult basic education, and remedial and tutorial instruction conducted by the teaching faculty for the institution's students. Departmental research and service **which are not separately budgeted** should be included under instruction. In other words, department research which is externally funded should be excluded from instructional expenditures, as should any departmental funds which were expended for the purpose of matching external research funds as part of a contractual or grant obligation. EXCLUDE expenditures for academic administration where the primary function is administration. For example, exclude deans, but include department chairs.)

Disaggregate total direct instructional expenditures for the institution into the following categories:

Salaries: Report all wages paid to support the instructional function in a given department or program during the fiscal year. While these will largely be faculty salaries, be sure to include clerical (e.g., department secretary), professionals (e.g., lab technicians), Graduate student stipends (but not tuition waivers), and any other personnel who support the teaching function and whose salaries and wages are paid **from the institution's instructional budget**.

Benefits: Report expenditures for benefits associated with the personnel for whom salaries and wages were reported on the previous entry. If you cannot separate benefits from salaries, but benefits are included in the salary figure you have entered, indicate "Included in Salaries" in the data field. Some institutions book benefits centrally and do not disaggregate to the department level. If you can compute the appropriate benefit amount for the department/program, please do so and enter the data. If you cannot do so, leave the benefit amount as zero and we will impute a cost factor based upon the current benefit rate for your institution, as published in *Academe*. If no rate is available, we will use a default value of 28%.

Other Than Personnel Costs: This category includes non-personnel items such as travel, supplies and expense, non-capital equipment purchases, etc., that are typically part of an instructional department or program's cost of doing business. *Excluded* from this category are items such as central computing costs, centrally allocated computing labs, graduate student tuition remission and fee waivers, etc.

Research: This category includes all funds expended for activities specifically organized to produce research outcomes and commissioned by an agency either external to the institution or **separately budgeted** by an organizational unit within the institution. Report total research expenditures only. It is not necessary to disaggregate costs for this category.

Public Service: Report all funds **separately budgeted** specifically for public service and expended for activities established primarily to provide non-instructional services beneficial to groups external to the institution. Examples include cooperative extension and community outreach projects. Report total service expenditures only. It is not necessary to disaggregate costs for this category.

Federally Funded Research: As defined by NSF

Total Research and Expenditures: As defined by NSF

Table I: Affiliated Off-Campus Sites

LSU System Campus	Name of Affiliated Off- Campus Site	Gross Revenue Generated by Affiliate Campus	Net Revenue Generated by Affiliated Campus	\$ Amount Contributed Back to Campus by Affiliated Off-Site Campus
LSUS	Does not apply			

Table II: Board of Regent Support Funds

LSU System Campus	Name of Support Fund	Endowment	Market Value (\$ Amount) As of 10/31/18	Total Market Value (\$ Amount) As of 10/31/18
LSUS	Jerry D. Boughton Professorship in Business	Private	85,412.74	141,332.34
		State	55,919.60	
LSUS	Joe and Abby Averett Professorship in Business	Private	83,060.69	139,204.43
		State	56,143.74	
LSUS	Bell South Professorship in Business	Private	89,702.52	149,710.36
		State	60,007.84	
LSUS	Alta & John Franks MBA Professorship	Private	74,136.71	122,945.30
		State	48,808.59	
LSUS	Pete & Linda Ballard Accounting Professorship	Private	111,904.19	182,590.41
		State	70,686.22	
LSUS	Lynn & Armand Roos Professorship	Private	76,656.06	125,764.10
		State	49,108.04	
LSUS	James & Ann Gardner Professorship in Civic Engagement & Leadership	Private	92,716.92	152,516.62
		State	59,799.70	
LSUS	Kilpatrick Life Insurance Chair	Private	551,076.25	1,358,576.11
		State	807,499.86	
LSUS	Oscar Cloyd Real Estate Super Professorship	Private	418,401.58	685,661.19
		State	267,259.61	
LSUS	Joe B. Calloway, Jr. Professorship in Insurance	Private	59,049.65	97,960.77
		State	38,911.12	
LSUS	Wesson-Bridger Professorship in Teacher Ed	Private	94,255.80	158,454.39
		State	64,198.59	
LSUS	Capitol One Education & Human Development Professorship	Private	85,421.50	135,429.68
		State	50,008.18	
LSUS	V Stewart Student Teaching Professorship	Private	100,252.19	162,073.27
		State	61,821.08	

Table II: Board of Regent Support Funds

LSU System Campus	Name of Support Fund	Endowment	Market Value (\$ Amount) As of 10/31/18	Total Market Value (\$ Amount) As of 10/31/18
LSUS	Dalton J. Woods Professorship in Teaching	Private	86,850.49	141,420.93
		State	54,570.44	
LSUS	Kelly Kemp Graves Professorship	Private	79,798.80	133,121.62
		State	53,322.82	
LSUS	Reimer & Marcia Calhoun Early Childhood Professorship	Private	94,792.82	148,238.56
		State	53,445.74	
LSUS	George Khoury Professorship In Kinesiology	Private	58,473.85	97,384.97
		State	38,911.12	
LSUS	Goodloe Stuck Professorship in Psychology	Private	83,181.73	132,165.24
		State	48,983.51	
LSUS	Elmer & Barbara Simon, Jr. Professorship for Excellence in Teaching	Private	117,220.58	172,733.68
		State	55,513.10	
LSUS	Blue Cross & Blue Shield of La. Professorship	Private	81,118.08	131,292.77
		State	50,174.69	
LSUS	Vincent J. Marsala Alumni Professorship	Private	113,093.49	177,146.64
		State	64,053.15	
LSUS	Bruce & Steve Simon Professorship	Private	95,612.47	152,328.20
		State	56,715.73	
LSUS	James K. Elrod Super Professorship in Health Care Administration	Private	794,071.52	1,307,952.02
		State	513,880.50	
LSUS	Fred & Sybil Patten Excellence in Teaching in LA Professorship	Private	98,958.78	161,895.23
		State	62,936.45	
LSUS	India Studies Super Professorship	Private	174,785.15	275,745.43
		State	100,960.28	
LSUS	Dr. Dalton & Peggy Cloud Professorship in Communications	Private	80,136.79	136,207.17
		State	56,070.38	
LSUS	Bradley S Kemp Professorship in Forensics & Debate	Private	78,995.56	134,614.53
		State	55,618.97	
LSUS	Leonard & Mary Ann Selber Professorship	Private	107,874.12	171,402.65
		State	63,528.53	
LSUS	Norman A. Dolch Super Professorship in American Humanics	Private	197,337.17	324,272.13
		State	126,934.96	
LSUS	American Studies Chair	Private	1,154,246.86	1,854,592.28
		State	700,345.42	

Table II: Board of Regent Support Funds

LSU System Campus	Name of Support Fund	Endowment	Market Value (\$ Amount) As of 10/31/18	Total Market Value (\$ Amount) As of 10/31/18
LSUS	Hubert H. Humphreys History Professorship	Private	90,620.93	144,637.52
		State	54,016.59	
LSUS	O. Delton Harrison, Jr. Master of Liberal Arts Professorship	Private	83,340.42	135,140.77
		State	51,800.35	
LSUS	George & Regina Khoury Proffessorship in Science	Private	195,892.44	337,590.39
		State	141,697.95	
LSUS	Abe Sadoff Chair	Private	848,450.41	1,343,426.73
		State	494,976.32	
LSUS	Samuel & Mary Abramson Professorship	Private	87,416.95	144,604.26
		State	57,187.31	
LSUS	Dr. Richard K. Spears Professorship in Field Biology	Private	94,333.36	160,114.20
		State	65,780.84	
LSUS	Herman & Renae Chandler Professorship MS Biological Science	Private	73,569.45	122,044.28
		State	48,474.83	
LSUS	Don & Earlene Coleman Red River Watershed Management Institute Professorship	Private	96,111.96	158,794.11
		State	62,682.15	
LSUS	George Khoury Super Professorship in Space Science	Private	178,490.81	304,800.20
		State	126,309.39	
LSUS	Max & Jasmine Morelock Professorship in Chemistry	Private	68,394.70	113,716.63
		State	45,321.93	
LSUS	Dr. Lisa Burke Bioinformatics Professorship	Private	83,996.79	135,500.66
		State	51,503.87	
LSUS	AEP Swepco LaPrep Chair	Private	813,961.82	1,358,955.15
		State	544,993.33	
LSUS	Miriam Sklar Professorship, Theoretical Math & Physics	Private	683,721.97	743,516.48
		State	59,794.51	
LSUS	Wheless Geology Professorship	Private	71,493.49	118,828.46
		State	47,334.97	
LSUS	Woolf Petroleum Engineering Professorship	Private	71,493.47	118,828.44
		State	47,334.97	
LSUS	Bobbie Hicks Super Professoship - Authors in April	Private	170,379.21	282,739.28
		State	112,360.07	

Table II: Board of Regent Support Funds

LSU System Campus	Name of Support Fund	Endowment	Market Value (\$ Amount) As of 10/31/18	Total Market Value (\$ Amount) As of 10/31/18
LSUS	Hubert & Pat Hervey Prof. Museum of Life Sciences	Private	90,628.10	149,906.61
		State	59,278.51	
LSUS	Life Science Museum Professorship	Private	70,992.53	118,161.72
		State	47,169.19	
LSUS	William B. Wiener Professorship of Archives and Historical Preservation	Private	81,014.98	128,981.61
		State	47,966.63	
LSUS	Ruth H. Noel Chair	Private	513,220.04	1,443,316.36
		State	930,096.32	
LSUS	John and Cheryl Good First Generation Scholarship	Private	76,752.12	123,501.22
		State	46,749.10	
LSUS	Dalton J. & Sugar Woods First Generation Scholarship	Private	99,038.72	162,113.57
		State	63,074.85	
LSUS	Kathie G. Troquille Memorial Scholarship	Private	82,155.79	121,066.91
		State	38,911.12	
LSUS	Phillip & Alma Rozeman First Generation Scholarship	Private	87,365.83	141,871.86
		State	54,506.03	
LSUS	Salvadore & Kendra Miletelio First	Private	94,060.41	149,012.74
		State	54,952.33	
LSUS	Alta & John Franks First Generation Scholarship	Private	91,291.76	146,634.92
		State	55,343.16	
LSUS	Herman & Renae Chandler First Generation Scholarship	Private	99,570.57	159,491.76
		State	59,921.19	
LSUS	Michael Woods Family First Generation Scholarship	Private	67,546.98	112,644.74
		State	45,097.76	
	Totals (as of 10/31/18)	Private	10,583,901.07	17,944,674.60
		State	7,360,773.53	

Table III: Summary of Campus Foundations

LSU System Campus	Foundation	Total Assets (\$ Amount) as of 10/31/18	
LSUS	LSUS Foundation	\$25,670,677.51	\$25,670,677.51

Louisiana State University Shreveport

National Benchmark Report

	Endowment per FTE Student	Tuition & Fees per FTE Student	State Appropriations per FTE Student	Tuition, Fees, and State Appropriations per FTE Student	Gov Grants & Contracts per FTE Student	Graduation Rate
Louisiana State University Shreveport	6,633	7,376	2,165	9,541	2,618	30
Montana State University - Billings	7,178	5,649	6,664	12,313	2,428	27
Austin Peay State University	3,005	6,318	5,036	11,354	5,228	38
Columbus State University	8,955	6,610	5,249	11,859	2,242	33


information obtained from IPEDS report run *1/17/19*

Information is for the 2017 academic year. Lastest available data

**Louisiana State University
Health Sciences Center New Orleans**



March 15, 2019



Louisiana State University Health Sciences Center New Orleans

Executive Summary

LSU Health Sciences Center at New Orleans welcomes the opportunity to provide information concerning our student enrollment, graduation rates, faculty teaching and research productivity, and revenue resources. The information below is grouped by metric.

Metric I – Degrees Awarded

- There have been considerable increases in the number of degrees awarded in Allied Health and Nursing during the period of 2007-2008 to 2017-18. This is a positive impact from efforts to increase the healthcare workforce. Although nursing graduates declined in FY 2016-17, it is taking an upward trend in FY 2017-18.
- Total degrees and certificates grew approximately 23% from 2006-2007 to 2017-18. The percentage of minority students (excluding non-resident aliens and race or ethnicity unknown) receiving degrees increased approximately 70%.
- In December 2012, the Nurse Anesthesia Program was approved by the Council on Accreditation of Nurse Anesthesia Educational Programs to transition from a Masters degree level to the Doctor of Nursing Practice degree level. This resulted in a decrease in the number of Masters degrees and an increase in the Doctor of Nursing Practice (DNP) degrees awarded in 2014-15.
- LSUHSCNO no longer awards Post Doctoral Certificates in Advanced Dental Education as of 2014-15.

Metric II – Enrollment Trends

- Total Undergraduate, Graduate, and First Professional Headcount enrollment show an increase from 2006-2007 to 2018-2019. When combined, LSUHSC-NO shows a 30% increase in total headcount enrollment as of the 14th class day during this period. Total FTE has increased 32% over the same time frame. Enrollment has leveled off since 2009-10 as we are close to maximizing available space and faculty.
- In the past thirteen years, enrollment as of the 14th Class Day has increased 46% for the School of Nursing, and 56% for the School of Allied Health Professions.

Metric III – Retention, Graduation, Licensure

- Retention rates match what was reported on the annual reports required under the LA Grad Act and vary by academic program. Ranging from 69% for Graduate Studies in 2014-15 to 100% for a number of programs. In the latest year, Graduate Studies had the lowest retention rate of 87%.
- LSUHSC-NO maintains excellent passage rates on licensure exams. Data from the past six years represents a total of 80 exams. Forty-six (or 58%) of these exams had a perfect passage rate and thirty-four (or 42%) of the exams had passage rates between 90% and 99%.

Metric IV – Effectiveness of Campus Research and Technology

Louisiana State University Health Sciences Center New Orleans

Executive Summary

- In AY 2017-2018, there was a decrease in number of PhDs from the prior year. Conversely, there was an increase of the same amount in the number of Postdoctoral Fellows.
- Although declining, we continue to place an emphasis on faculty obtaining sponsored research funding.

Metric V-Technology Transfer Data

- Data populated from the annual AUTM survey.

Metric VI – Revenue Resources

- The LSU Health Sciences Center-New Orleans Foundation assets have grown 39% during the past seven years.
- Revenues from tuition have grown as a result of increases in tuition rates and enrollment growth. These revenues are being used to offset declines in state general fund support.
- Our campus does not have any true freshmen.
- State Appropriations per FTE have declined over 40% due to budget reductions in the past ten years.

Metric VII – Teaching and Research Productivity

- Duplicate Headcount per Organized Section has remained close in the past eleven years. It should be noted that the low numbers in this area are caused by a number of factors. For example, medical student clerkship sections are extremely small and are often one student per section. Thesis and dissertation work is also one student per section.
- Instructional and Public Service expenditures for FY 09 through FY 18 were updated to reflect data provided to IPEDS. Personnel costs as a percent of direct instructional expenses have decreased by 7% in the past seven years.
- Combined Research and public service expenditures have increased at the same time as our tenured and tenure track faculty full time equivalent (FTE) numbers have declined. Public Service expenditures Per FTE T/TT Faculty have increased drastically due to the fair market value transactions with our partner hospitals.

National Benchmarks

- Data is included comparing the performance of our medical students on the USMLE examinations to medical students nationally and our medical school's rank among medical schools nationally in NIH funding.

HSCNO MISSION:

The mission of LSUHSC-NO is to provide education, research, patient care, and community outreach.


LSUHSC-NO is comprised of the Schools of Allied Health Professions, Dentistry, Graduate Studies, Medicine, Nursing, and Public Health.

Louisiana State University Health Sciences Center New Orleans

Metrics at a Glance 2017-2018

Legend:

Statistic		Most Recent Available	% Change from Previous Year
High	Low		
X	Y		
Z	%		



Increase from Previous Year

Decrease from Previous Year



No change

Metric I Degrees Awarded	Metric II Enrollment	Metric III Student Success	Metric IV Research Expenditures	Metric V Technology Transfer	Metric VI Revenues	Metric VII Instruction Productivity																												
Bachelors <table border="1"> <tr><td>349</td><td>323</td></tr> <tr><td>244</td><td>↑ 3.5%</td></tr> </table>	349	323	244	↑ 3.5%	Total Undergraduate Headcount <table border="1"> <tr><td>921</td><td>914</td></tr> <tr><td>640</td><td>↓ -0.8%</td></tr> </table>	921	914	640	↓ -0.8%	Fall Headcount <table border="1"> <tr><td>2,829</td><td>2,808</td></tr> <tr><td>2,169</td><td>↑ 1.1%</td></tr> </table>	2,829	2,808	2,169	↑ 1.1%	Total number of T/TT faculty holding grants <table border="1"> <tr><td>118</td><td>84</td></tr> <tr><td>72</td><td>↑ 9.1%</td></tr> </table>	118	84	72	↑ 9.1%	Invention Disclosures <table border="1"> <tr><td>52</td><td>28</td></tr> <tr><td>3</td><td>↑ 12.0%</td></tr> </table>	52	28	3	↑ 12.0%	Market Value of Endowments <table border="1"> <tr><td>123,686,215</td><td>123,686,215</td></tr> <tr><td>68,465,779</td><td>↑ 3.0%</td></tr> </table>	123,686,215	123,686,215	68,465,779	↑ 3.0%	Total Instructional T/TT Faculty <table border="1"> <tr><td>287</td><td>189</td></tr> <tr><td>189</td><td>↓ -2.6%</td></tr> </table>	287	189	189	↓ -2.6%
349	323																																	
244	↑ 3.5%																																	
921	914																																	
640	↓ -0.8%																																	
2,829	2,808																																	
2,169	↑ 1.1%																																	
118	84																																	
72	↑ 9.1%																																	
52	28																																	
3	↑ 12.0%																																	
123,686,215	123,686,215																																	
68,465,779	↑ 3.0%																																	
287	189																																	
189	↓ -2.6%																																	
Masters <table border="1"> <tr><td>236</td><td>169</td></tr> <tr><td>129</td><td>↑ 9.7%</td></tr> </table>	236	169	129	↑ 9.7%	Total Graduate Headcount <table border="1"> <tr><td>880</td><td>834</td></tr> <tr><td>614</td><td>↑ 4.1%</td></tr> </table>	880	834	614	↑ 4.1%	Fall FTE <table border="1"> <tr><td>2,690</td><td>2,690</td></tr> <tr><td>2,034</td><td>↑ 0.9%</td></tr> </table>	2,690	2,690	2,034	↑ 0.9%	% of T/TT faculty holding grants <table border="1"> <tr><td>48.1%</td><td>41.0%</td></tr> <tr><td>34.8%</td><td>↓ -14.9%</td></tr> </table>	48.1%	41.0%	34.8%	↓ -14.9%	Licenses\Options Executed <table border="1"> <tr><td>8</td><td>7</td></tr> <tr><td>1</td><td>↑ 133.3%</td></tr> </table>	8	7	1	↑ 133.3%	Total Gross Revenue Generated from tuition and fees <table border="1"> <tr><td>58,996</td><td>58,685</td></tr> <tr><td>17,966</td><td>↓ -0.5%</td></tr> </table>	58,996	58,685	17,966	↓ -0.5%	Total All FTE Instructional Faculty <table border="1"> <tr><td>872</td><td>872</td></tr> <tr><td>795</td><td>↑ 3.7%</td></tr> </table>	872	872	795	↑ 3.7%
236	169																																	
129	↑ 9.7%																																	
880	834																																	
614	↑ 4.1%																																	
2,690	2,690																																	
2,034	↑ 0.9%																																	
48.1%	41.0%																																	
34.8%	↓ -14.9%																																	
8	7																																	
1	↑ 133.3%																																	
58,996	58,685																																	
17,966	↓ -0.5%																																	
872	872																																	
795	↑ 3.7%																																	
Professional Medicine (MD) <table border="1"> <tr><td>198</td><td>192</td></tr> <tr><td>155</td><td>↓ -3.0%</td></tr> </table>	198	192	155	↓ -3.0%	Total Professional Headcount <table border="1"> <tr><td>1,065</td><td>1,060</td></tr> <tr><td>915</td><td>↑ 0.5%</td></tr> </table>	1,065	1,060	915	↑ 0.5%	Fall Credit Hour per FTE <table border="1"> <tr><td>22.9</td><td>20.0</td></tr> <tr><td>19.6</td><td>↓ -3.8%</td></tr> </table>	22.9	20.0	19.6	↓ -3.8%	Total number of Postdoctoral Fellows <table border="1"> <tr><td>42</td><td>42</td></tr> <tr><td>31</td><td>↑ 20.0%</td></tr> </table>	42	42	31	↑ 20.0%	New Patents Filed - Total <table border="1"> <tr><td>43</td><td>43</td></tr> <tr><td>3</td><td>↑ 16.2%</td></tr> </table>	43	43	3	↑ 16.2%	Total Net Revenue Generated from tuition and fees <table border="1"> <tr><td>54,835</td><td>54,555</td></tr> <tr><td>15,003</td><td>↓ -0.5%</td></tr> </table>	54,835	54,555	15,003	↓ -0.5%	T/TT FTE Faculty as a Percent of Total FTE Faculty <table border="1"> <tr><td>35.6%</td><td>21.7%</td></tr> <tr><td>21.7%</td><td>↓ -6.0%</td></tr> </table>	35.6%	21.7%	21.7%	↓ -6.0%
198	192																																	
155	↓ -3.0%																																	
1,065	1,060																																	
915	↑ 0.5%																																	
22.9	20.0																																	
19.6	↓ -3.8%																																	
42	42																																	
31	↑ 20.0%																																	
43	43																																	
3	↑ 16.2%																																	
54,835	54,555																																	
15,003	↓ -0.5%																																	
35.6%	21.7%																																	
21.7%	↓ -6.0%																																	
Professional Dentistry (DDS) <table border="1"> <tr><td>68</td><td>63</td></tr> <tr><td>53</td><td>↓ -1.6%</td></tr> </table>	68	63	53	↓ -1.6%	Total number of students enrolled who received TOPS <table border="1"> <tr><td>405</td><td>405</td></tr> <tr><td>237</td><td>↑ 2.8%</td></tr> </table>	405	405	237	↑ 2.8%	1st to 2nd Year Retention Allied Health <table border="1"> <tr><td>97.0%</td><td>95.0%</td></tr> <tr><td>87.0%</td><td>⇒ 0.0%</td></tr> </table>	97.0%	95.0%	87.0%	⇒ 0.0%	Research per FTE T/TT faculty (in thousands) <table border="1"> <tr><td>232</td><td>201</td></tr> <tr><td>197</td><td>↑ 2.0%</td></tr> </table>	232	201	197	↑ 2.0%	Active License Agreements <table border="1"> <tr><td>30</td><td>30</td></tr> <tr><td>6</td><td>↑ 25.0%</td></tr> </table>	30	30	6	↑ 25.0%	State Appropriation per FTE <table border="1"> <tr><td>71,533</td><td>35,516</td></tr> <tr><td>34,865</td><td>↓ -0.9%</td></tr> </table>	71,533	35,516	34,865	↓ -0.9%	Total SCH Per T/TT Faculty <table border="1"> <tr><td>201.5</td><td>187.4</td></tr> <tr><td>172.6</td><td>↓ -1.9%</td></tr> </table>	201.5	187.4	172.6	↓ -1.9%
68	63																																	
53	↓ -1.6%																																	
405	405																																	
237	↑ 2.8%																																	
97.0%	95.0%																																	
87.0%	⇒ 0.0%																																	
232	201																																	
197	↑ 2.0%																																	
30	30																																	
6	↑ 25.0%																																	
71,533	35,516																																	
34,865	↓ -0.9%																																	
201.5	187.4																																	
172.6	↓ -1.9%																																	
Total number of degrees awarded in Nursing <table border="1"> <tr><td>365</td><td>305</td></tr> <tr><td>231</td><td>↑ 2.0%</td></tr> </table>	365	305	231	↑ 2.0%	Total number of students enrolled in Nursing programs <table border="1"> <tr><td>1,061</td><td>1,040</td></tr> <tr><td>711</td><td>↑ 3.0%</td></tr> </table>	1,061	1,040	711	↑ 3.0%	1st to 2nd Year Retention (Dental Hygiene) <table border="1"> <tr><td>100.0%</td><td>97.0%</td></tr> <tr><td>94.0%</td><td>⇒ 0.0%</td></tr> </table>	100.0%	97.0%	94.0%	⇒ 0.0%	Total Federal Research Expenditures <table border="1"> <tr><td>40,637</td><td>26,988</td></tr> <tr><td>26,988</td><td>↓ -6.1%</td></tr> </table>	40,637	26,988	26,988	↓ -6.1%	Licenses Generating Income <table border="1"> <tr><td>29</td><td>15</td></tr> <tr><td>7</td><td>↑ 50.0%</td></tr> </table>	29	15	7	↑ 50.0%	Net Revenue Generated from auxiliary enterprises <table border="1"> <tr><td>1,230,377</td><td>-388,673</td></tr> <tr><td>-774,841</td><td>↓ -159.9%</td></tr> </table>	1,230,377	-388,673	-774,841	↓ -159.9%	Estimated FTE Student Taught per T/TT FTE Faculty <table border="1"> <tr><td>14</td><td>14</td></tr> <tr><td>7.1</td><td>⇒ 0.0%</td></tr> </table>	14	14	7.1	⇒ 0.0%
365	305																																	
231	↑ 2.0%																																	
1,061	1,040																																	
711	↑ 3.0%																																	
100.0%	97.0%																																	
94.0%	⇒ 0.0%																																	
40,637	26,988																																	
26,988	↓ -6.1%																																	
29	15																																	
7	↑ 50.0%																																	
1,230,377	-388,673																																	
-774,841	↓ -159.9%																																	
14	14																																	
7.1	⇒ 0.0%																																	
Total number of degrees awarded in Allied Health <table border="1"> <tr><td>188</td><td>188</td></tr> <tr><td>98</td><td>↑ 4.4%</td></tr> </table>	188	188	98	↑ 4.4%	Total number of students enrolled in Allied Health Professions programs <table border="1"> <tr><td>423</td><td>389</td></tr> <tr><td>220</td><td>↓ -2.8%</td></tr> </table>	423	389	220	↓ -2.8%	1st to 2nd Year Retention (Nursing) <table border="1"> <tr><td>93.0%</td><td>90.0%</td></tr> <tr><td>82.0%</td><td>↑ 4.7%</td></tr> </table>	93.0%	90.0%	82.0%	↑ 4.7%	Total NSF Research Expenditures <table border="1"> <tr><td>53,712</td><td>38,989</td></tr> <tr><td>38,989</td><td>↓ -4.4%</td></tr> </table>	53,712	38,989	38,989	↓ -4.4%	Total Licensing Income <table border="1"> <tr><td>830,274</td><td>204,719</td></tr> <tr><td>69,102</td><td>↑ 25.7%</td></tr> </table>	830,274	204,719	69,102	↑ 25.7%	Personnel Cost as a percent of Direct Instructional Expense <table border="1"> <tr><td>86.9%</td><td>78.8%</td></tr> <tr><td>77.7%</td><td>↓ -1.3%</td></tr> </table>	86.9%	78.8%	77.7%	↓ -1.3%					
188	188																																	
98	↑ 4.4%																																	
423	389																																	
220	↓ -2.8%																																	
93.0%	90.0%																																	
82.0%	↑ 4.7%																																	
53,712	38,989																																	
38,989	↓ -4.4%																																	
830,274	204,719																																	
69,102	↑ 25.7%																																	
86.9%	78.8%																																	
77.7%	↓ -1.3%																																	

Louisiana State University Health Sciences Center New Orleans

Metric I. Number of degrees conferred by level and professions most important to

	2011-2012	2012-2013	2013-2014	2014-2015	2015-2016	2016-2017	2017-2018
Campus total number of degrees awarded/conferred							
Associates	5	4	8	9	3	2	2
Bachelors	328	337	349	330	339	312	323
Masters	210	201	197	236	202	154	169
Doctoral Research/Scholarship (PhD, DNS)	17	21	23	25	24	18	11
Professional Audiology (AuD)	12	10	11	11	11	12	10
Professional Physical Therapy (DPT)	40	30	36	33	35	39	34
Professional Medicine (MD)	174	188	180	181	186	198	192
Professional Dentistry (DDS)	58	68	65	63	64	64	63
Professional Nursing (DNP)				7	48	61	58
Post Doctoral Certificate	19	14	13	0	0	0	0
Total degrees awarded	863	873	882	895	912	860	862
Total number of degrees awarded in Nursing	347	339	361	344	365	299	305
Total number of degrees awarded in Allied Health	179	157	162	147	162	180	188
Total number of degrees awarded by race/ethnicity							
Hispanic	29	27	36	39	37	33	48
American Indian or Alaska Native	1	2	4	1	2	3	4
Asian/Pacific Islander	58	70	74	76	70	81	67
African American Non-Hispanic	83	88	115	74	85	70	74
Native Hawaiian or Other Pacific Islander	2	0	0	2	0	0	0
White Non-Hispanic	666	649	628	673	689	641	638
Two or More Races	0	3	2	1	1	3	4
Nonresident Alien	18	17	15	17	16	14	8
Race/Ethnicity Unknown	6	17	8	12	12	15	19

Louisiana State University Health Sciences Center New Orleans

Metric I. Number of degrees conferred by level and professions most important to

Nursing CIP Code/s

	CIP Code	CIP 2010 Code	Degree
Nursing	51.1601	51.3801	BSN
Nursing Administration	51.1602	51.3802	MN
Nursing-Adult Health & Illness	51.1603	51.3803	MN
Nurse Anesthesia	51.1604	51.3804	MN
Primary Care Family Nurse Practitioner	51.1605	51.3805	MN
Neonatal Nurse Practitioner	51.1606	51.3806	MN
Nursing Science	51.1608	51.3808	DNS
Psyc./Community Health Nursing	51.1610	cancelled	MN
Public & Community Health Nursing	51.1611	51.3811	MN
Nursing, Other-Nurse Educator	51.1699	51.3817	MN
Nursing Practice	51.3818	51.3818	DNP

Allied Health CIP Code/s

Health Science	51.0000	cancelled	MHS
Audiology	51.0202	51.0202	Au D
Communications Disorders	51.0204	51.0204	MCD
Cardiopulmonary Science	51.0901	51.0901	BS
Clinical Lab Science/Medical Technology	51.1005	51.1005	BS
Occupational Therapy	51.2306	51.2306	MOT
Physical Therapy	51.2308	51.2308	DPT
Physician Assistant Studies	51.0912	51.0912	MPAS
Rehabilitation Services	51.2310	cancelled	BS
Rehabilitation Counseling	51.2310	51.1005	MHS

Louisiana State University Health Sciences Center New Orleans

Metric II. The following metrics will provide the campus enrollment trends.

Headcount Enrollment as of 14th Class Day		2012-2013	2013-2014	2014-2015	2015-2016	2016-2017	2017-2018	2018-2019
<i>Undergraduate</i>								
	Full-time	559	604	628	603	654	696	728
	Part-time	343	316	288	276	219	225	186
Total Undergraduate Headcount		902	920	916	879	873	921	914
<i>Graduate</i>								
	Full-time	670	723	724	742	738	728	736
	Part-time	191	154	156	110	82	73	98
Total Graduate Headcount		861	877	880	852	820	801	834
<i>First Professional</i>								
	Full-time	1,025	1,032	1,032	1,060	1,065	1,055	1,060
	Part-time							
Total Professional Headcount		1,025	1,032	1,032	1,060	1,065	1,055	1,060
Total Headcount Enrollment (Undergraduate, Graduate & Professional)		2,788	2,829	2,828	2,791	2,758	2,777	2,808
Total Full-Time-Equivalent (FTE) Enrollment		2,619	2,619	2,577	2,497	2,640	2,664	2,690
Total Enrollment by Race and Ethnicity as of the 14th Class Day		2012-2013	2013-2014	2014-2015	2015-2016	2016-2017	2017-2018	2018-2019
Allied Health Professions								
	Hispanic	17	18	15	18	14	10	5
	American Indian or Alaska Native	0	1	2	3	2	0	0
	Asian/Pacific Islander	26	17	19	19	25	18	18
	African American Non-Hispanic	22	23	21	26	25	21	22
	Native Hawaiian or Other Pacific Islander	0	0	1	0	0	1	1
	White Non-Hispanic	286	298	332	334	328	327	318
	Two or More Races	2	5	3	4	4	7	10
	Nonresident Alien	0	0	0	0	0	0	1
	Race/Ethnicity Unknown	14	16	17	19	21	16	14

Louisiana State University Health Sciences Center New Orleans

Metric II. The following metrics will provide the campus enrollment trends.

Total Enrollment by Race and Ethnicity as of the 14th Class Day		2012-2013	2013-2014	2014-2015	2015-2016	2016-2017	2017-2018	2018-2019
Dentistry								
	Hispanic	10	14	22	18	13	11	14
	American Indian or Alaska Native	1	1	1	1	1	2	2
	Asian/Pacific Islander	55	60	57	57	58	48	51
	African American Non-Hispanic	21	25	18	17	17	14	19
	Native Hawaiian or Other Pacific Islander	0	0	0	0	0	0	0
	White Non-Hispanic	295	288	282	282	284	286	298
	Two or More Races	0	0	1	0		3	4
	Nonresident Alien	10	10	8	9	8	9	7
	Race/Ethnicity Unknown	4	0	3	1	3	3	1
Graduate Studies								
	Hispanic	2	2	2	4	2	2	4
	American Indian or Alaska Native	0	0	0	0	0	0	0
	Asian/Pacific Islander	10	7	11	8	9	9	9
	African American Non-Hispanic	8	5	5	6	7	6	4
	Native Hawaiian or Other Pacific Islander	0	0	0	0	0	0	0
	White Non-Hispanic	52	50	50	42	48	49	48
	Two or More Races	0	0	0	0	0	0	0
	Nonresident Alien	28	24	20	14	11	6	9
	Race/Ethnicity Unknown	0	0	0	0	1	1	1
Nursing								
	Hispanic	52	45	55	58	59	65	65
	American Indian or Alaska Native	7	4	5	4	4	3	3
	Asian/Pacific Islander	54	54	52	49	53	46	48
	African American Non-Hispanic	150	152	145	129	122	130	135
	Native Hawaiian or Other Pacific Islander	1	0	0	0	0	0	1
	White Non-Hispanic	778	803	788	746	693	738	752
	Two or More Races	0	0	0	1	8	14	17
	Nonresident Alien	3	3	4	6	2	1	4
	Race/Ethnicity Unknown	2	0	0	0	9	13	15

Louisiana State University Health Sciences Center New Orleans

Metric II. The following metrics will provide the campus enrollment trends.

Total Enrollment by Race and Ethnicity as of the 14th Class Day		2012-2013	2013-2014	2014-2015	2015-2016	2016-2017	2017-2018	2018-2019
Medicine								
	Hispanic	16	20	19	20	25	31	38
	American Indian or Alaska Native	1	1	1	1	1	1	1
	Asian/Pacific Islander	90	103	104	91	90	92	93
	African American Non-Hispanic	49	42	35	37	34	39	45
	Native Hawaiian or Other Pacific Islander	1	1	1	0	0	0	0
	White Non-Hispanic	570	569	581	509	513	504	480
	Two or More Races	2	6	2	3	4	8	12
	Nonresident Alien	4	2	0	1	1	2	2
	Race/Ethnicity Unknown	29	26	30	140	138	125	120
Public Health								
	Hispanic	6	4	5	6	14	13	10
	American Indian or Alaska Native	0	1	0	0	1	1	1
	Asian/Pacific Islander	16	13	10	12	13	11	8
	African American Non-Hispanic	25	31	22	21	24	25	23
	Native Hawaiian or Other Pacific Islander	0	0	0	0	0	0	0
	White Non-Hispanic	56	66	60	51	52	45	53
	Two or More Races	0	0	0	0	2	2	1
	Nonresident Alien	13	18	16	21	15	17	20
	Race/Ethnicity Unknown	0	0	2	3	0	0	1
Student Credit Hours (SCH)								
Note: For MD and DDS Students 18 contact hours = 1 credit hour								
	Fall SCH	54,185	54,894	53,362	57,226	60,372	59,494	54,269
	Spring SCH	54,685	54,936	55,666	53,099	53,799	53,461	n/a
Total number of students enrolled who received TOPS								
	Performance	97	109	119	130	136	147	148
	Opportunity	138	149	125	132	133	136	145
	Honors	62	70	73	85	100	111	112
Enrollment by specified discipline as of 14th class day								
	Total number of students enrolled in Nursing programs	1,047	1,061	1,049	993	950	1,010	1,040
	Total number of students enrolled in Allied Health Professions programs	367	378	410	423	419	400	389

Louisiana State University Health Sciences Center New Orleans

Metric II. The following metrics will provide the campus enrollment trends.

Nursing CIP Code/s

	CIP Code	CIP 2010	Degree
Nursing	51.3801	51.3801	BSN
Nursing Administration	51.3802	51.3802	MN
Nursing-Adult Health & Illness	51.3803	51.3803	MN
Nurse Anesthesia	51.3804	cancelled	MN
Primary Care Family Nurse Practitioner	51.3805	51.3805	MN
Neonatal Nurse Practitioner	51.3806	51.3806	MN
Nursing Science	51.3808	51.3808	DNS
Psyc./Community Health Nursing		cancelled	MN
Public & Community Health Nursing		51.3811	MN
Nursing, Other-Nurse Educator	51.3817	51.3817	MN
Nursing Practice	51.3818	51.3818	DNP

Allied Health CIP Code/s

Health Science		cancelled	MHS
Audiology	51.0202	51.0202	Au D
Communications Disorders	51.0204	51.0204	MCD
Cardiopulmonary Science	51.0901	51.0901	BS
Clinical Lab Science/Medical Technology	51.1005		
Occupational Therapy	51.2306	51.2306	MOT
Physical Therapy	51.2308	51.2308	DPT
Physician Assistant Studies	51.2310	51.0912	MPAS
Rehabilitation Services		cancelled	BS
Rehabilitation Counseling	51.2310	51.1005	MHS

Variables Description

Headcount Enrollment Undergraduate – Total number of full-time and part-time students enrolled in courses for undergraduate credit.

Headcount Enrollment Graduate – Total number of full-time and part-time students enrolled in courses for graduate credit.

Full-Time Equivalent (FTE) – The calculation of FTE can vary by institution. However, FTE enrollment reported for this metric should reconcile to FTE data you report to the Louisiana BoR, SREB and IPEDS for your campus.

Full-Time Student Undergraduate - a student enrolled for 12 or more semester credits or 24 or more contact hours a week each term. (IPEDS)

Dual Enrollment- A student who is enrolled in high school but who is also enrolled, simultaneously, in a postsecondary institution are considered dual enrolled.

Science Technology Engineering and Mathematics (STEM): STEM enrollment is calculated based on STEM CIP codes.

Educations, Nursing, Allied Health - Use the CIP codes as defined by IPEDS for these disciplines to determine the number of students enrolled and graduates in these fields of study.

Louisiana State University Health Sciences Center New Orleans

Metric III. The following metric will identify the campus trends for retention, graduation, licensure and pass rate.

14th Day Headcount Enrollment	2012-2013	2013-2014	2014-2015	2015-2016	2016-2017	2017-2018	2018-2019
Fall Headcount	2,788	2,829	2,828	2,791	2,758	2,777	2,808
Spring Headcount	2,841	2,841	2,863	2,789	2,824	2,834	
Fall Credit Hours	54,185	54,894	53,362	57,226	56,952	55,425	53,808
Spring Credit Hours	54,685	54,936	55,666	53,099	53,841	53,558	
Fall FTE	2,619	2,619	2,577	2,497	2,640	2,665	2,690
Spring FTE	2,667	2,687	2,718	2,655	2,714	2,721	
Fall Credit Hour per FTE	20.69	20.96	20.71	22.92	21.57	20.80	20.00
Spring Credit Hour per FTE	20.50	20.45	20.48	20.00	19.84	19.68	
Campus Undergraduate 1st to 2nd year Retention Rates							
By School and Program (student must be continuously enrollment)							
Allied Health Professions	97%	95%	94%	92%	96%	95%	95%
Dentistry-DDS	98%	98%	100%	98%	100%	100%	100%
Dentistry-Dental Hygiene	100%	100%	97%	97%	97%	97%	97%
Dentistry-Dental Lab Tech	100%	100%	100%	100%	100%	100%	100%
Graduate Studies	90%	76%	69%	74%	84%	100%	87%
Medicine	97%	96%	98%	96%	96%	96%	98%
Nursing	90%	82%	86%	91%	90%	86%	90%
Public Health	97%	98%	91%	82%	92%	94%	96%

Number of students taking licensure exams	2012-2013	2013-2014	2014-2015	2015-2016	2016-2017	2017-2018
Allied Health						
Cardiopulmonary Science	13	10	9	17	16	18
Clinical Laboratory Sciences	27	30	25	21	23	22
Audiology and Speech Language Pathology	36	36	33	39	40	37
Occupational Therapy	33	30	27	33	32	36
Physician Assitant Studies					29	30
Physical Therapy	30	36	33	35	39	34
Dentistry						
DDS National Board Dental Exam (written)	64	66	62	64	64	63
DDS Clinical Licensure Exam (practical)	68	66	63	64	64	63
National Board Dental Hygiene Exam (written)	40	38	38	37	37	37
Dental Hygiene Clinical Licensure Exam (practical)	40	38	38	37	37	37
Medicine						
USMLE Step 1	187	178	192	190	198	194
USMLE Step 2 CK	183	183	182	186	199	184
USMLE Step 2 CS	188	184	178	187	197	191
Nursing						
NCLEX	178	177	187	191	210	223

Louisiana State University Health Sciences Center New Orleans

Metric III. The following metric will identify the campus trends for retention, graduation, licensure and pass rate.

Number of students passing licensure exams	2012-2013	2013-2014	2014-2015	2015-2016	2016-2017	2017-2018
Allied Health						
Cardiopulmonary Science	13	9	9	16	15	18
Clinical Laboratory Sciences	27	30	25	21	23	22
Audiology and Speech Language Pathology	36	36	33	39	40	37
Occupational Therapy	30	30	27	33	32	36
Physician Assitant Studies					29	30
Physical Therapy	30	35	33	34	38	32
Dentistry						
DDS National Board Dental Exam (written)	64	66	62	64	63	63
DDS Clinical Licensure Exam (practical)	68	66	60	64	63	63
National Board Dental Hygiene Exam (written)	40	38	38	37	37	37
Dental Hygiene Clinical Licensure Exam (practical)	40	38	38	37	37	37
Medicine						
USMLE Step 1	177	173	186	189	196	188
USMLE Step 2 CK	180	171	165	185	196	183
USMLE Step 2 CS	183	174	164	187	194	188
Nursing						
NCLEX	170	171	181	184	204	216
Campus pass rate on licensure exams	2012-2013	2013-2014	2014-2015	2015-2016	2016-2017	2017-2018
Allied Health						
Cardiopulmonary Science	100%	90%	100%	94%	94%	100%
Clinical Laboratory Sciences	100%	100%	100%	100%	100%	100%
Audiology and Speech Language Pathology	100%	100%	100%	100%	100%	100%
Occupational Therapy	91%	100%	100%	100%	100%	100%
Physician Assitant Studies					100%	100%
Physical Therapy	100%	97%	100%	97%	97%	94%
Dentistry						
DDS National Board Dental Exam (written)	100%	100%	100%	100%	98%	100%
DDS Clinical Licensure Exam (practical)	100%	100%	95%	100%	98%	100%
National Board Dental Hygiene Exam (written)	100%	100%	100%	100%	100%	100%
Dental Hygiene Clinical Licensure Exam (practical)	100%	100%	100%	100%	100%	100%
Medicine						
USMLE Step 1	95%	97%	97%	99%	99%	97%
USMLE Step 2 CK	98%	93%	91%	99%	98%	99%
USMLE Step 2 CS	97%	95%	92%	100%	98%	98%
Nursing						
NCLEX	96%	97%	97%	96%	97%	97%

Notes:

Data matches what was reported under the GRAD Act.

Louisiana State University Health Sciences Center New Orleans

Metric IV. The following metrics will identify the effectiveness of campus research and technology transfer to benefit the state's economic development.

Faculty Research (\$ in thousands)	Academic 2011-2012	Academic 2012-2013	Academic 2013-2014	Academic 2014-2015	Academic 2015-2016	Academic 2016-2017	Academic 2017-2018
Total \$ amount of faculty research	53,712	49,443	45,486	46,838	43,066	40,785	38,989
Total number of T/TT faculty holding grants	109	96	83	72	85	77	84
% of T/TT faculty holding grants	47.60%	45.07%	39.52%	34.78%	47.75%	48.13%	40.98%
Research \$ per FTE T/TT	226	232	217	226	213	197	201
Research per FTE T/TT faculty	226	232	217	226	213	197	201
Total number of PhD's awarded	17	21	12	23	23	18	11
Total number of Postdoctoral Fellows	40	42	31	33	35	35	42
Total Number of Post Baccalaureate Certificates	19	14	13	0	0	0	0

Total research by Major Discipline; Life Science; Physical Science; environmental Science; Engineering Science; Computer Science; Math; Psychology; Social Science; Other Science

Research Expenditure by Major Discipline <i>Data shown in Thousands</i>	FY Ending 2012			FY Ending 2013			FY Ending 2014		
	Federal	Other	Total	Federal	Other	Total	Federal	Other	Total
Allied Health	1,203	440	1,643	228	312	540		275	275
Dentistry	1,223	493	1,716	1,081	226	1,307	1,091	85	1,176
Medicine	31,058	9,018	40,076	27,592	9,799	37,391	26,210	7,803	34,013
Nursing	54	1	55	15	2	17			
Public Health	7,099	3,123	10,222	7,970	2,218	10,188	7,336	2,686	10,022
Total	40,637	13,075	53,712	36,886	12,557	49,443	34,637	10,849	45,486

Research Expenditure by Major Discipline <i>Data shown in Thousands</i>	FY Ending 2015			FY Ending 2016			FY Ending 2017		
	Federal	Other	Total	Federal	Other	Total	Federal	Other	Total
Allied Health	23	310	334	29	320	350	4	295	300
Dentistry	1,094	162	1,256	1,143	148	1,291	1,823	165	1,989
Medicine	27,405	8,297	35,702	24,445	7,703	32,148	23,583	9,326	32,909
Nursing				0	0	0	0	5	5
Public Health	7,503	2,044	9,546	7,059	2,218	9,278	2,751	2,255	5,007
							576	0	576
Total	36,025	10,813	46,838	32,676	10,390	43,066	28,738	12,047	40,785

Louisiana State University Health Sciences Center New Orleans

Metric IV. The following metrics will identify the effectiveness of campus research and technology transfer to benefit the state's economic development.

Research Expenditure by Major Discipline <i>Data shown in Thousands</i>	FY Ending 2018		
	Federal	Other	Total
Allied Health		272	272
Dentistry	2,062	193	2,255
Medicine	22,057	9,804	31,861
Nursing		49	49
Public Health	2,867	1,682	4,549
Institutional	2	1	3
Total	26,988	12,001	38,989

Research Expenditures (\$ in thousands)	FY 2012	FY 2013	FY 2014	FY 2015	FY 2016	FY 2017	FY 2018
Federal	40,637	36,886	34,637	36,025	32,676	28,738	26,988
Total	53,712	49,443	45,486	46,838	43,066	40,785	38,989

Note that Research Expenditures data should match data your campus reported to NSF. Beginning in 2008, this data should follow the following guidelines.

Track all expenditures back to the original source. For example, if funds come from the State DOTD, but originated with the federal government those expenditures should be reported as federal. There should be a CFDA number attached to these grants indicating that the original source was federal.

Report all clinical trials as research. Please note that not all clinical trials are done by Tenured or Tenured Track (T/TT) faculty (see c).

Compute under-and unreimbursed indirect costs according to the instructions.

Report NIH “k” and other research training awards as federal. Note, Do Not report all training grants, **only those that are for research training.**

Louisiana State University Health Sciences Center New Orleans

Metric V: Technology Transfer

	2011-2012	2012-2013	2013-2014	2014-2015	2015-2016	2016-2017	2017-2018
Invention Disclosures	12	33	52	37	28	25	28
Licenses\Options Executed	1	3	7	6	8	3	7
New Patents Filed - Total	8	11	21	30	25	37	43
New Patents Filed - First in Family	*	*	*	*	10	11	13
US Patents Issued	5	4	3	4	3	4	7
Active License Agreements	12	15	16	6	23	24	30
Licenses Generating Income	8	7	10	8	29	10	15
Total Licensing Income	\$96,124	\$81,610	\$97,755	\$69,102	\$830,274	\$162,860	\$204,719
Start-up Companies Formed	1	1	0	2	1	0	2
Legal Fees Expended	\$227,933	\$180,236	\$224,204	\$238,300	\$202,638	\$123,920	\$300,014
Legal Fees Reimbursed	\$80,779	\$39,281	\$109,566	\$108,281	\$0	\$24,654	\$69,124
Percent of Expenses Reimbursed	35%	22%	49%	45%	0%	20%	23%
Legal Fees as a % License Income	237%	221%	229%	345%	24%	76%	134%
Cost per Patent Filed	\$28,492	\$16,385	\$10,676	\$7,943	\$8,106	\$3,349	\$6,977

LEGEND:

* = 2015-2016 was the first year to track

Louisiana State University Health Sciences Center New Orleans

Metric VI. The following metrics will identify the tuition and fee revenues, and, other revenue resources.

	2011-2012	2012-2013	2013-2014	2014-2015	2015-2016	2016-2017	2017-2018
Total Endowment Value	\$74,984,802	\$83,610,798	\$83,184,235	\$83,699,619	\$115,022,761	\$120,058,025	\$123,686,215
Earned Interest on Endowments	\$1,450,141	\$8,461,129	\$10,950,757	\$1,846,664	\$1,924,450	\$8,507,911	\$6,883,107
Dollar amount of the endowment approved each fiscal year and made available for expenditures by the campus	\$4,231,800	\$4,402,543	\$4,825,305	\$5,407,657	\$4,540,947	\$5,178,231	\$5,510,166
Total # of Foundations	1	1	1	1	1	1	1
Foundations total Assets (\$ Amount)	\$109,073,447	\$126,268,253	\$137,010,098	\$145,830,656	\$143,209,846	\$146,709,128	\$151,758,478
Click here to go to the Foundations Supplemental Table							
Total # of Board of Regents Support Fund							
Total Value (\$ Amount) of BoR Support Fund	\$ 76,975,023	\$ 83,596,107	\$ 88,769,815	\$ 81,760,857	\$ 95,640,094	\$ 99,916,833	\$ 101,634,331
Click here to go to the BoR Support Funds Supplemental Table							
Total Gross Revenue Generated from tuition and fees	\$29,742	\$34,860	\$41,420	\$48,064	\$55,268	\$58,996	\$58,685
Total Net Revenue Generated from tuition and fees	\$26,609	\$31,818	\$38,243	\$44,761	\$51,815	\$54,835	\$54,555
Financial Aid							
Total institutional dollars awarded need based aid for entering freshmen class	XXXXXXXX	XXXXXXXX	XXXXXXXX	XXXXXXXX	XXXXXXXX	XXXXXXXX	XXXXXXXX
Total institutional dollars awarded non-need aid for entering freshmen class	XXXXXXXX	XXXXXXXX	XXXXXXXX	XXXXXXXX	XXXXXXXX	XXXXXXXX	XXXXXXXX
Total institutional dollars awarded need based aid for entering freshmen class LA residents	XXXXXXXX	XXXXXXXX	XXXXXXXX	XXXXXXXX	XXXXXXXX	XXXXXXXX	XXXXXXXX
Total institutional dollars awarded non-need based aid for entering freshmen class LA residents	XXXXXXXX	XXXXXXXX	XXXXXXXX	XXXXXXXX	XXXXXXXX	XXXXXXXX	XXXXXXXX
Total institutional dollars awarded need based aid for entering freshmen class non-residents	XXXXXXXX	XXXXXXXX	XXXXXXXX	XXXXXXXX	XXXXXXXX	XXXXXXXX	XXXXXXXX
Total institutional dollars awarded non-need based aid for entering freshmen class non-residents	XXXXXXXX	XXXXXXXX	XXXXXXXX	XXXXXXXX	XXXXXXXX	XXXXXXXX	XXXXXXXX
LSUHSC-NO does not enroll freshmen in any programs							
State Appropriation per FTE¹	\$34,865	\$36,099	\$35,365	\$35,905	\$35,182	\$35,849	\$35,516
Net Revenue Generated from auxiliary enterprises	(\$323,074)	\$120,999	(\$140,781)	\$811,715	\$793,867	\$648,427	(\$388,673)

¹ Per LSU System: State Appropriation includes the Final Approved Budgeted General Fund, Statutory Dedication, and Federal Stimulus (ARRA) of each year. Student FTE is annual FTE reported to Board of Regents. Amount includes money for the Cancer Consortium and Smoking Cessation Programs

Louisiana State University Health Sciences Center New Orleans

Metric VI. The following metrics will identify the tuition and fee revenues, and, other revenue resources.

Endowment Value equals the market value of of the endowment as of June 30 of the reporting year.

FTE Full time equivalent

Payout from Endowment equal interest earned on endowment.

Gross Revenue Generated from Student Enrollment FTE equals revenue gain from student tuitions and fees.

Net Revenue Generated from Student Enrollment FTE equals gross revenue from enrollment headcount minus institutional supported finaicial aid.

Net Revenue from Auxiliary equal gross revenue generated from auxiliary enterprises minus debt services and other financial obligations.

Louisiana State University Health Sciences Center New Orleans

Metric VII. The following metrics will identify

	2011-2012	2012-2013	2013-2014	2014-2015	2015-2016	2016-2017	2017-2018	2018-2019
Instructional								
Total Instructional FTE Tenured Faculty	171	167	169	173	170	168	158	154
Total Instructional FTE Tenure Track Faculty	58	46	41	34	32	39	36	35
Total Instructional T/TT Faculty	229	213	210	207	202	207	194	189
Total All FTE Instructional Faculty	805	805	795	828	839	847	841	872
Total FTE Faculty (Non-T/TT)	576	592	585	621	637	640	647	683
Total Faculty including Part-Time	943	920	893	877	882	894	885	918
Total Part-Time Faculty	138	115	98	49	43	47	44	46
T/TT FTE Faculty as a Percent of Total FTE Faculty	28.45%	26.46%	26.42%	25.00%	24.08%	24.44%	23.07%	21.67%
Organized Sections								
<i>Undergraduate (Sections)</i>	226	242	240	234	243	224	200	n/a
<i>Graduate (Sections)</i>	469	487	534	507	544	529	532	n/a
<i>Professional (Sections)</i>	631	622	497	511	536	526	525	n/a
<i>Professional Certificates (Sections)</i>	103	87	107	113	111	109	109	n/a
<i>Total Number of Organized Sections</i>	1,429	1,438	1,378	1,365	1,434	1,388	1,366	0
Duplicated Head Count Enrollment	5,502	5,620	5,691	5,667	6,253	6,296	6,351	n/a
Duplicated Headcount per Organized Section	4	4	4	4	4	5	5	n/a
Include Total SCH generated during the academic year								
Undergraduate (SCH)	25,039	25,468	25,378	25,600	24,141	24,536	25,864	n/a
Graduate (SCH)	22,671	23,666	25,343	26,308	26,546	26,441	26,075	n/a
Professional (SCH)	64,493	64,734	64,601	64,431	67,246	68,685	67,350	n/a
Professional Certificates (SCH)	1,572	2,496	2,543	2,653	2,596	2,522	1,946	n/a
Total (SCH)	113,775	116,364	117,865	118,992	120,529	122,184	121,235	n/a
Total SCH Per T/TT Faculty	198	197	201	192	189	191	187	n/a
Total FTE Student Taught (Fall Semester Only)	2,660	2,619	2,619	2,577	2,497	2,640	2,664	2,696
Estimated FTE Student Taught per T/TT FTE Faculty	12	12	12	12	12	13	14	14
Cost Data: Direct Expenditures for Instruction (As defined by								
Total Direct Instructional Expenditures	194,704,214	190,496,525	\$183,111,783	\$151,941,665	\$212,258,070	\$213,767,503	\$214,785,158	n/a
Salaries	129,592,922	127,096,540	\$116,276,021	\$97,435,105	\$133,070,585	\$135,876,473	\$135,112,435	n/a
Benefits	29,139,347	28,751,736	\$28,461,659	\$25,863,179	\$31,850,789	\$34,807,788	\$34,165,575	n/a
Expenditures other than personnel related to Instructions	35,971,945	34,648,249	38,374,103	28,643,381	47,336,696	43,083,242	45,507,148	n/a
Salaries as a Percent of Direct Instructional Expense	66.6%	66.7%	63.5%	64.1%	62.7%	63.6%	62.9%	n/a
Personnel Cost as a percent of Direct Instructional Expense	84.8%	81.1%	79.0%	81.1%	77.7%	79.8%	78.8%	n/a
Research Expenditure	\$53,712,013	\$49,436,456	\$45,486,058	\$46,838,416	\$43,066,373	\$40,784,128	\$37,796,539	n/a
Public Service Expenditures	\$129,140,941	\$132,439,750	\$152,576,327	\$188,645,803	\$149,628,716	\$197,208,614	\$215,290,013	n/a
Total Research and Public Services	\$182,852,954	\$181,876,206	\$227,263,923	\$235,484,219	\$192,695,089	\$237,992,742	\$253,086,552	n/a
Research per FTE T/TT Faculty	\$234,550	\$232,096	\$216,600	\$226,273	\$213,200	\$197,025	\$194,828	n/a
Public Service Per FTE T/TT Faculty	\$563,934	\$621,783	\$726,554	\$911,332	\$740,736	\$952,699	\$1,109,742	n/a
Research and Public Service per FTE T/TT Faculty	\$798,485	\$853,879	\$1,082,209	\$1,137,605	\$953,936	\$1,149,723	\$1,304,570	n/a

Louisiana State University Health Sciences Center New Orleans

Metric VII. The following metrics will identify

Definitions:

Direct Expenditures for Instructions: Total Direct Instructional Expenditures include data in certain functional areas - instruction, research, and public service. Direct expenditure data reflect costs incurred for personnel compensation, supplies, and services used in the conduct of each of these functional areas. They include acquisition costs of capital assets such as equipment and library books to the extent that funds are budgeted for the use of departments for instruction, research, and public service. Similar to the Delaware Study, exclude centrally allocated computing costs and centrally supported computer labs, and graduate student tuition remission and fee waivers.

Instruction: Instruction includes general academic instruction, occupational and vocational instruction, community education, preparatory and adult basic education, and remedial and tutorial instruction conducted by the teaching faculty for the institution's students. Departmental research and service **which are not separately budgeted** should be included under instruction. In other words, department research which is externally funded should be excluded from instructional expenditures, as should any departmental funds which were expended for the purpose of matching external research funds as part of a contractual or grant obligation. EXCLUDE expenditures for academic administration where the primary function is administration. For example, exclude deans, but include department chairs.)

Disaggregate total direct instructional expenditures for the institution into the following categories:

Salaries: Report all wages paid to support the instructional function in a given department or program during the fiscal year. While these will largely be faculty salaries, be sure to include clerical (e.g., department secretary), professionals (e.g., lab technicians), Graduate student stipends (but not tuition waivers), and any other personnel who support the teaching function and whose salaries and wages are paid **from the institution's instructional budget**.

Benefits: Report expenditures for benefits associated with the personnel for whom salaries and wages were reported on the previous entry. If you cannot separate benefits from salaries, but benefits are included in the salary figure you have entered, indicate "Included in Salaries" in the data field. Some institutions book benefits centrally and do not disaggregate to the department level. If you can compute the appropriate benefit amount for the department/program, please do so and enter the data. If you cannot do so, leave the benefit amount as zero and we will impute a cost factor based upon the current benefit rate for your institution, as published in *Academe*. If no rate is available, we will use a default value of 28%.

Other Than Personnel Costs: This category includes non-personnel items such as travel, supplies and expense, non-capital equipment purchases, etc., that are typically part of an instructional department or program's cost of doing business. *Excluded* from this category are items such as central computing costs, centrally allocated computing labs, graduate student tuition remission and fee waivers, etc.

Research: This category includes all funds expended for activities specifically organized to produce research outcomes and commissioned by an agency either external to the institution or **separately budgeted** by an organizational unit within the institution. Report total research expenditures only. It is not necessary to disaggregate costs for this category.

Public Service: Report all funds **separately budgeted** specifically for public service and expended for activities established primarily to provide non-instructional services beneficial to groups external to the institution. Examples include cooperative extension and community outreach projects. Report total service expenditures only. It is not necessary to disaggregate costs for this category.

Federally Funded Research: As defined by NSF

Total Research and Expenditures: As defined by NSF

Louisiana State University Health Sciences Center New Orleans

Table I: Affiliated Off-Campus Sites

LSU System Campus	Name of Affiliated Off- Campus Site	Gross Revenue Generated by Affiliate Campus
	<i>Not Applicable</i>	

Table II: Board of Regent Support Funds

LSU System Campus	Name of Support Fund	Endowment
LSUHSC-NO	Abe Mickal, MD Chair in Obstetrics and Gynecology	\$ 1,245,773.20
LSUHSC-NO	Al Copeland/Cancer Crusaders Chair in Neuroendocrine Cancer	\$ 1,402,402.58
LSUHSC-NO	Alan Robson, MD Professorship in Pediatric Nephrology	\$ 113,470.39
LSUHSC-NO	Albert Lauro, MD Professorship of Emergency Medicine	\$ 202,826.42
LSUHSC-NO	Alice Baker Holoubek, MD Professorship of Medicine	\$ 123,751.22
LSUHSC-NO	Allen A. Copping Chair for Excellence in Teaching	\$ 1,288,970.82
LSUHSC-NO	Alliance to the Louisiana Dental Association Scholarship	\$ 263,322.09
LSUHSC-NO	Amgen Oncology Professorship	\$ 184,861.74
LSUHSC-NO	Barbara Lemann Professorship of Child Welfare	\$ 141,275.95
LSUHSC-NO	Bernhard M. Schwaninger Professorship of Orthodontics	\$ 368,350.77
LSUHSC-NO	Bettina C. Hilman, MD Professorship of Pediatric Allergy	\$ 321,711.87
LSUHSC-NO	Betty Lynne Theriot Distinguished Professorship of Clinical	\$ 122,051.01
LSUHSC-NO	Blue Cross Blue Shield of Louisiana Professorship	\$ 135,885.19
LSUHSC-NO	Bollinger Family Professorship in Alzheimer's Disease	\$ 116,597.30
LSUHSC-NO	Brasseler USA Professorship in Prosthodontics	\$ 135,228.30
LSUHSC-NO	Cancer Crusaders Endowed Professorship in Cancer Research	\$ 947,418.06

Table II: Board of Regent Support Funds

LSU System Campus	Name of Support Fund	Endowment
LSUHSC-NO	Carl Adatto Professorship in Community Psychiatry	\$ 143,831.88
LSUHSC-NO	Carl Adatto Professorship In Psychoanalytic Psychiatry	\$ 146,872.74
LSUHSC-NO	Carl Baldrige Endowed Chair in Dentistry	\$ 1,166,050.11
LSUHSC-NO	Carl Baldrige Endowed Chair in Neurology	\$ 2,358,732.94
LSUHSC-NO	Carol Ashton D'Angelo Professorship of Alcohol and Drug Stud	\$ 122,113.59
LSUHSC-NO	Charles I. Berlin, Ph.D Endowed Chair for the Genetic	\$ 2,032,113.03
LSUHSC-NO	Charles L. Brown, Jr., MD Professorship in Health Promotion	\$ 130,823.05
LSUHSC-NO	Charles V. Sanders, MD Chair of Medicine	\$ 1,126,709.53
LSUHSC-NO	Charles W. Hilton, MD Professorship of Medical Education	\$ 144,530.09
LSUHSC-NO	Charles W. McMillin, III and Richard Paul Grace Chair of Can	\$ 1,640,044.34
LSUHSC-NO	Children's Hospital Professorship of Pediatric Research	\$ 368,418.56
LSUHSC-NO	Claude C. Craighead, MD Chair in Vascular Surgery	\$ 2,382,613.45
LSUHSC-NO	Committee of 100 Scholarship in Dentistry	\$ 105,901.90
LSUHSC-NO	David G. Kline, MD Endowed Chair in Neurosurgery	\$ 1,600,184.25
LSUHSC-NO	David G. Kline, MD Professorship of Neurosurgery	\$ 159,539.88
LSUHSC-NO	David Lucas (Luke) Glancy Professorship of Cardiology	\$ 218,863.60
LSUHSC-NO	David R. Bethune - Lederle Lab Professorship in Pharmacology	\$ 134,873.16
LSUHSC-NO	Dean Fontham Endowed Superior Graduate Student Scholarship	\$ 110,310.85
LSUHSC-NO	Dominick D and Wilhelmina L Aiena Prof in Ophthalmology	\$ 112,850.60
LSUHSC-NO	Donald Edward Texada, MD Professorship of Ophthalmology	\$ 215,997.82
LSUHSC-NO	Dr. Mollie Marcus Wallick Professorship in Psychiatry	\$ 132,544.85
LSUHSC-NO	Edgar Hull, MD Endowed Chair in Medicine	\$ 1,189,630.24
LSUHSC-NO	Edmund E. Jeansonne, Sr., DDS Professorship of Continuing Ed	\$ 167,966.37
LSUHSC-NO	Eduardo Marvez-Valls, MD Professorship of Emergency Medicine	\$ 192,979.15
LSUHSC-NO	Edward D. Levy, Jr., MD Professorship in Psychiatry	\$ 113,755.09
LSUHSC-NO	EENT Professorship in the LSU Neuroscience Center of Excellence	\$ 106,611.15
LSUHSC-NO	Elaine A. Dore' Endowed Chair in Orthopaedics	\$ 1,842,355.58
LSUHSC-NO	Emma Sadler Moss Professorship of Pathology	\$ 170,874.49
LSUHSC-NO	Ernest C. and Yvette C. Villere Chair for the Study of Retin	\$ 3,393,803.34
LSUHSC-NO	Ernest C. and Yvette C. Villere Chair in Neuroscience	\$ 5,533,779.57

Table II: Board of Regent Support Funds

LSU System Campus	Name of Support Fund	Endowment
LSUHSC-NO	Ernest N. Morial Endowed Chair for the Research and Treatmen	\$ 2,169,170.29
LSUHSC-NO	Eugenie and Joseph Jones Family Foundation Professorship	\$ 168,442.97
LSUHSC-NO	Frances Zuppardo Professorship of Cancer Research	\$ 191,607.41
LSUHSC-NO	Frank Low, PhD Endowed Graduate Student Scholarship	\$ 189,355.58
LSUHSC-NO	Fraternal Order of Eagles Ronald Reagan Professorship	\$ 198,938.43
LSUHSC-NO	Fred Allison, Jr., MD Professorship of Medicine	\$ 133,624.29
LSUHSC-NO	Fred G. Brazda, PhD Professorship of Biochemistry	\$ 224,594.60
LSUHSC-NO	G. Dean MacEwen Endowed Chair in Pediatric Orthopaedics	\$ 2,020,117.27
LSUHSC-NO	G. John Buddingh, MD Professorship in Microbiology	\$ 287,099.95
LSUHSC-NO	George C. Dunn Professorship in Psychiatry	\$ 131,244.20
LSUHSC-NO	George D. Lyons, Jr., MD Chair in Otolaryngology Head and	\$ 1,269,916.47
LSUHSC-NO	Gerald and Gayle Foret Professorship of Family Medicine	\$ 226,564.04
LSUHSC-NO	Gerald S. Berenson, MD Professorship in Preventive Cardiology	\$ 343,383.79
LSUHSC-NO	Grace Benson Professorship of Neurology	\$ 179,294.34
LSUHSC-NO	Guy A. Favalaro Professorship in Orthodontics	\$ 444,557.08
LSUHSC-NO	H. Adele Spence Endowed Graduate Student Scholarship	\$ 143,590.01
LSUHSC-NO	H. Eustis Reily Professorship in Urology	\$ 129,550.35
LSUHSC-NO	Hank Helmer Directional Drilling Professorship in Dentistry	\$ 151,224.72
LSUHSC-NO	Harry E. Dascomb, MD Professorship of Medicine	\$ 564,932.26
LSUHSC-NO	Harvey A. Gabert, MD Chair in Obstetrics and Gynecology	\$ 1,327,693.83
LSUHSC-NO	Henry Jolly, MD Professorship of Clinical Dermatology	\$ 915,769.16
LSUHSC-NO	Herbert C. Dessauer Endowed Graduate Student Scholarship	\$ 135,326.53
LSUHSC-NO	Herbert E. Kaufman, MD Chair of Ophthalmology	\$ 1,414,479.27
LSUHSC-NO	Howard & Joy Osofsky Professorship of Addiction Psychiatry	\$ 224,466.54
LSUHSC-NO	Howard Buechner, MD Professorship of Medicine	\$ 678,990.67
LSUHSC-NO	Imtiaz Ahmed Professorship for International Primary	\$ 136,138.79
LSUHSC-NO	Irvin Cahen, MD Endowed Chair in Orthopaedic Surgery	\$ 1,876,282.20
LSUHSC-NO	Isidore Cohn, Jr., MD Chair in Surgery	\$ 1,335,731.00
LSUHSC-NO	Jack Andonie, MD Professorship in Gynecological Surgery	\$ 176,792.70
LSUHSC-NO	Jack Perry Strong Chair in Pathology	\$ 2,246,477.45

Table II: Board of Regent Support Funds

LSU System Campus	Name of Support Fund	Endowment
LSUHSC-NO	Jack Sheridan Professorship in Student Clinical Dental Resea	\$ 110,527.88
LSUHSC-NO	James B. and Helen A. Dunn Professorship in Nursing	\$ 155,297.65
LSUHSC-NO	James D. Rives Professorship of Cancer Surgery	\$ 181,518.59
LSUHSC-NO	James D. Rives Professorship of Surgery	\$ 341,457.75
LSUHSC-NO	James K. Howles, MD Professorship in Dermatology	\$ 485,029.31
LSUHSC-NO	Jerome M. Maas Chair in Reproductive Endocrinology	\$ 1,621,676.36
LSUHSC-NO	Jim Finks Chair for Health Promotion	\$ 1,144,191.02
LSUHSC-NO	Jim Lowenstein Professorship in Medicine	\$ 694,078.40
LSUHSC-NO	John A. Rock, MD Professorship for Visiting Scholars	\$ 150,150.51
LSUHSC-NO	John Ey, MD Professorship in Hospitalist Pediatrics	\$ 155,752.47
LSUHSC-NO	John H. Seabury, MD Professorship in Medicine	\$ 205,689.47
LSUHSC-NO	John N. Bickers Professorship in Hematology/Oncology	\$ 216,061.51
LSUHSC-NO	Johnson Foundation Professorship in Endodontics	\$ 133,988.78
LSUHSC-NO	Joseph N Macaluso, Jr, MD FACS Professorship of Endourology	\$ 110,924.15
LSUHSC-NO	Julius H. Mullins, Sr., MD Professorship of Anatomy	\$ 125,621.69
LSUHSC-NO	Kai and Earl Rozas Professorship of Physiology	\$ 133,747.72
LSUHSC-NO	Kathleen and John Bricker Endowed Chair in Psychiatry	\$ 1,267,993.88
LSUHSC-NO	Keith Van Meter, MD Spirit of Charity Professorship	\$ 112,567.87
LSUHSC-NO	Kelly R. Stewart, MD Chair of Dermatology	\$ 1,772,694.36
LSUHSC-NO	Kelsey Bradley Favrot Endowed Chair in Neuro-Oncology	\$ 1,345,205.13
LSUHSC-NO	Kenneth and Frances Barnes Bullington Professorship in Heari	\$ 179,288.00
LSUHSC-NO	Kenneth Ardoin/Pfizer Chair of Basic Cardiovascular Research	\$ 3,748,058.97
LSUHSC-NO	L. Allen Barker Endowed Graduate Student Scholarship	\$ 350,140.67
LSUHSC-NO	Leslie Lewinter-Suskind and Robert Suskind Professorship	\$ 244,978.88
LSUHSC-NO	Linda Cao and Phuong Nguyen Scholarship in Pediatric Dentist	\$ 104,742.37
LSUHSC-NO	Louis Levy II, MD, M'43 Professorship of Research Cardiology	\$ 324,450.20
LSUHSC-NO	Louis R. Cabiran, MD Professorship of Medicine	\$ 281,551.56
LSUHSC-NO	LSUSD Orthodontic Alumni Endowed Scholarship	\$ 328,361.04
LSUHSC-NO	Marie Copping Professorship in General Dentistry	\$ 137,524.86
LSUHSC-NO	Marie LaHasky Professorship of Family Medicine	\$ 341,655.09

Table II: Board of Regent Support Funds

LSU System Campus	Name of Support Fund	Endowment
LSUHSC-NO	Marilyn L. Zimny, PhD Professorship in Anatomy	\$ 134,126.06
LSUHSC-NO	Marilyn L. Zimny, PhD Professorship in Graduate Studies	\$ 190,402.41
LSUHSC-NO	Marshall I. Gottsegen Professorship in Orthodontics	\$ 443,709.31
LSUHSC-NO	Max Sugar Professorship in Infant, Child and Adolescent Psyc	\$ 275,381.49
LSUHSC-NO	Mervin L. Trail, MD Endowed Chair in Head and Neck Oncology	\$ 1,592,397.62
LSUHSC-NO	Michael Sly, MD Professorship of Allergy and Immunology	\$ 163,851.36
LSUHSC-NO	Michael Sly, MD Professorship of Pediatric Immunology Resear	\$ 313,865.56
LSUHSC-NO	Morey L. Sear/Dr. Oliver Sartor Professorship for Prostate	\$ 190,079.80
LSUHSC-NO	Nelson K. Ordway, MD Professorship of Pediatric Research	\$ 504,448.42
LSUHSC-NO	Nick Gagliano Professorship in Ambulatory Pediatrics	\$ 146,021.74
LSUHSC-NO	Nick Gagliano Professorship in Emergency Pediatrics	\$ 196,964.79
LSUHSC-NO	Nicolas G. Bazan, MD, PhD Professorship in Emergency Medicin	\$ 148,544.61
LSUHSC-NO	P.K. Scheerle, RN Professorship In Nursing	\$ 183,243.44
LSUHSC-NO	Patricia Powers Strong Professorship in Oncology	\$ 278,802.82
LSUHSC-NO	Paul J. Ramsay Endowed Chair of Psychiatry	\$ 1,723,220.50
LSUHSC-NO	Paula Garvey Manship Chair of Medicine	\$ 1,222,126.45
LSUHSC-NO	Pelayo Correa, MD Professorship of Pathology	\$ 152,150.16
LSUHSC-NO	Percy Rosenbaum, MD Professorship of Pediatrics	\$ 157,616.71
LSUHSC-NO	Pfizer Professorship in Primary Care at Earl K. Long	\$ 160,314.42
LSUHSC-NO	Pfizer/Allen D. Meisel, MD Professorship of Gastroenterology	\$ 149,023.59
LSUHSC-NO	Pfizer/Hank McCrorie Trauma Surgery Professorship	\$ 186,165.10
LSUHSC-NO	Pfizer/Kenneth A. Ardoin Professorship of Family Medicine	\$ 235,427.93
LSUHSC-NO	Pfizer/Salvatore Giorgianni Professorship of Health Systems	\$ 149,792.97
LSUHSC-NO	Philip Cenac, MD Professorship of Medical Ethics	\$ 235,316.34
LSUHSC-NO	Prince Abdulaziz Bin Ahmad Abdulaziz Al-Saud Chair for Study	\$ 2,217,534.11
LSUHSC-NO	R. Jack and Mary Louise Cassingham Chair in Periodontics	\$ 1,489,480.85
LSUHSC-NO	Raja W. Dhurandhar, MD Professorship of Cardiology	\$ 134,395.41
LSUHSC-NO	Ralph and Lily Dauterive Professorship in Operative Dentistr	\$ 134,945.27
LSUHSC-NO	Raymond G. Leubke, DDS Professorship in Endodontics	\$ 168,289.78
LSUHSC-NO	Research Institute for Children Professorship	\$ 129,564.69

Table II: Board of Regent Support Funds

LSU System Campus	Name of Support Fund	Endowment
LSUHSC-NO	Richard A. Culbertson Professorship	\$ 103,616.12
LSUHSC-NO	Richard Ashman, PhD Professorship in Physiology	\$ 246,437.26
LSUHSC-NO	Richard E. L. Fowler Professorship of Pediatrics	\$ 199,213.02
LSUHSC-NO	Richard M. Paddison, MD Professorship of Neurology	\$ 849,715.70
LSUHSC-NO	Richard Vial, MD Professorship of Medical Education	\$ 157,579.27
LSUHSC-NO	Robert D. D'Ambrosia Chair in Orthopaedic Surgery	\$ 1,608,019.03
LSUHSC-NO	Robert F. Dyer Endowed Graduate Student Scholarship	\$ 153,972.23
LSUHSC-NO	Robert F. Eastman, Sr., DDS Professorship in Operative Denti	\$ 136,468.20
LSUHSC-NO	Robert J. Musselman Professorship in Pediatric Dentistry	\$ 153,947.45
LSUHSC-NO	Robert S. Daniels Professorship of Medical Education	\$ 151,165.26
LSUHSC-NO	Roland Coulson, PhD Professorship of Biochemistry	\$ 126,626.64
LSUHSC-NO	Ronald Welsh, MD Professorship of Pathology	\$ 550,088.21
LSUHSC-NO	Russell C. Klein, MD Alumni Professorship	\$ 167,618.44
LSUHSC-NO	Samuel G. McClugage, Jr., PhD Professorship of Cell Biology	\$ 147,779.69
LSUHSC-NO	Sheila Gottschalk Professorship in Excellence in Teaching	\$ 163,212.15
LSUHSC-NO	Shu Cheuk Professorship in Comprehensive Dentistry	\$ 123,986.09
LSUHSC-NO	Sister Henrietta Guyot Professorship in Nursing	\$ 213,521.40
LSUHSC-NO	St. Charles General Hospital Auxiliary Professorship in Nurs	\$ 204,900.22
LSUHSC-NO	Susan M. Leary and Richard A. Culbertson Professorship	\$ 103,616.11
LSUHSC-NO	T.G. and Doris Solomon Family Endowed Chair	\$ 1,999,973.71
LSUHSC-NO	Tenet Health System/JoEllen Smith, BSN Chair of Nursing	\$ 1,721,700.61
LSUHSC-NO	Terence E. Walsh Graduate Scholarship of Orthodontics	\$ 342,861.86
LSUHSC-NO	Thomas E. McNeely, DDS, MS, Scholarship in Dentistry	\$ 104,740.46
LSUHSC-NO	Tom Benson Professorship of Neurology	\$ 172,307.77
LSUHSC-NO	Tucker H. Couvillon, III Professorship of Nursing Research	\$ 171,185.12
LSUHSC-NO	Tulsa Dental Professorship in Endodontics	\$ 151,204.29
LSUHSC-NO	Victor Halperin, DDS Professorship of Dental Research	\$ 174,716.09
LSUHSC-NO	Victor M.G. Chaltiel Professorship of Medicine	\$ 118,405.98
LSUHSC-NO	Viola M. and Charles L. Lacoste, Sr. Professorship	\$ 106,149.82
LSUHSC-NO	Warren C. Plauche, MD Professorship of Maternal Fetal Medici	\$ 161,515.05
LSUHSC-NO	Warren R. Summer, MD Professorship of Pulmonary Medicine	\$ 154,382.34
LSUHSC-NO	Wendall H. Gauthier Chair of Cancer Research	\$ 1,131,567.96

Table II: Board of Regent Support Funds

LSU System Campus	Name of Support Fund	Endowment
LSUHSC-NO	William A. Rock, Jr., MD Professorship in Clinical Pathology	\$ 143,391.51
LSUHSC-NO	William and Sarah Jane Pelon Chair in the Dept of Microbiolo	\$ 3,561,839.17
LSUHSC-NO	William and Sarah Jane Pelon Professorship in Oral and Crani	\$ 113,308.35
LSUHSC-NO	William Ben Johnson Professorship in Endodontics	\$ 137,032.82
LSUHSC-NO	William Boatner Reily Professorship in Urology	\$ 138,952.29
LSUHSC-NO	William H. Stewart, MD Chair in Pediatrics	\$ 1,416,162.94
LSUHSC-NO	Women in Medicine Professorship	\$ 124,376.78

LSU System Campus	Foundation	Total Assets (\$ Amount)
LSUHSC-NO	The Foundation for the LSU Health Sciences Center	\$151,758,478

Louisiana State University Health Sciences Center New Orleans


National Benchmark Report

	2011-2012	2012-2013	2013-2014	2014-2015	2015-2016	2016-2017	2017-2018
USMLE Step 1							
LSU School of Medicine Mean Total Score	225	224	228	228	229	228	229
National Mean Total Score	227	227	229	229	228	229	230
* LSU and National Data for Step 1 in 2016-2017 represents 95% of students taking Step 1, the full data set will be available in Feb. or March 2018.							
USMLE Step 2 CK							
LSU School of Medicine in New Orleans Mean Total Score	233	241	239	235	240	242	242
National Mean Total Score	237	238	240	240	242	242	243
NIH Dollars Awarded by Funding Mechanisms							
	Federal FY 11	Federal FY 12	Federal FY 13	Federal FY 14	Federal FY 15	Federal FY 16	Federal FY 17
LSU School of Medicine Rank	84	88	88	87	91	93	90
Total Schools of Medicine with NIH Awards	138	137	138	138	138	139	141

**Louisiana State University
Health Sciences Center Shreveport**



March 15, 2019



**LSU Health Sciences Center at Shreveport
Campus Metric Workbook 2017-18
Executive Summary**

Introduction

Established in 1969, Louisiana State University Health Sciences Center at Shreveport (LSUHSC-S) has an admirable history of advancing health sciences education, scientific discovery, and patient care. LSUHSC-S is home to schools of medicine, allied health professions, and graduate studies, and its programmatic and degree range in the health professions and biomedical sciences enable the state's most talented individuals to become outstanding practitioners, researchers, and educators. The institution's comprehensive primary, specialty, and sub-specialty clinical programs support the educational mission while improving the health and healthcare of Louisiana's population through the delivery of preventive, diagnostic, and treatment services from primary to quaternary levels. LSUHSC-S is also committed to addressing today's health care needs through forward-thinking biomedical research and therapeutic innovations that contribute to the body of knowledge and practice in science and medicine.

Metric I: Completions

The number of completers has been comparatively stable for the last five years as entering class sizes are fixed for practically all programs. Of note, the School of Medicine's entering class size increased from 125 to 136 in 2018; consequently, the number of MD completers is expected to grow proportionately again starting in 2022.

In the School of Graduate Studies, the number of graduates varies annually because the number of students accepted changes from year to year. In addition, the length of time to degree completion differs among students and ranges from four to eight years. Because of limited resources that have been compounded by budget reductions in research and higher education, the number of completers is not expected to increase for the School of Graduate Studies, which relies on competitive stipends to attract and recruit students.

Notably, the Physician Assistant Program transitioned from bachelor's to master's in 2010. As a result, the number of bachelor's degrees awarded decreased and the number of master's degree's awarded increased accordingly in subsequent years.

Metric II: Enrollment

In fall 2018, enrollment for the institution was 890, near an all-time high of 899. The School of Medicine increased its entering class size from 125 to 136 in 2018, and as a result, set a record high enrollment of 511. The School of Allied Health

Professions' enrollment remained constant, and the School of Graduate Studies slightly dipped from the previous fall. Limited resources, which have been compounded by budget reductions in higher education, continue to constrain future increases.

Metric III: Student Success

Acknowledging a special responsibility to Louisiana, the School of Medicine draws its applicants from in-state residents. Despite a smaller applicant pool, often with entry exam scores lower than the national median, the school's licensure pass rates continue to be consistently competitive with national pass rates.

Medical students are required to take and pass Step 1 of the United States Medical Licensing Examination (USMLE) prior to graduation from the School of Medicine. The proactive measures taken by the School of Medicine in an effort to increase passage rates of USMLE Step 1 include a plan for identifying and assisting "at-risk" students by directing them to enroll in an intensive study course designed to better prepare them for the Step 1 examination.

Medical students must also take the two components of USMLE Step 2 prior to graduation. Curricular revision aimed at increasing the quality and breadth of clinical experience provided to students has been made with the intent of further improving the quality of graduating physicians. The third and fourth year curricula have been reviewed and modified to provide students with increased patient contact and faculty interaction. In addition, the incorporation of clinical curricula from the institution's Clinical Skills Center has provided an important way in which all medical students receive training in aspects of clinical medicine appropriate for their year and a means by which their performance of clinical skills can be evaluated. High first-time pass rates, which have been comparable to the national pass rate, for the two components of USMLE Step 2 reflect the School of Medicine's robust and successful clinical curriculum.

In the School of Allied Health Professions, licensure pass rates across all programs continue to be consistently competitive with national pass rates. Remarkably, some programs in the school achieved a 100% first-time pass rate on their respective licensing exams in 2017-18. The school continues to institute various methods to maintain or increase passage rates on licensure and certification exams and to improve workforce foundational skills. Strategies incorporated include early identification of students needing remediation, individual student counseling, study groups, practice examinations, clinical practice skill development, and interactive teaching by faculty on clinical rotations. Recent examples of student success initiatives include the following:

- The Cardiopulmonary Science Program offers a seminar course to students that have qualified to take the Registered Respiratory Therapist (RRT) exam. This course provides several practice examinations that cover both

components of the RRT Examination: Therapist Multiple Choice Exam and Clinical Simulations Exam. As the student progresses through the course, the instructor provides feedback to the entire class and on an individual basis in the assessment of strengths and weaknesses. The program also offers a National Board Preparation Exam during this time frame that covers both of these components; students who score less than 65% on this exam are strongly encouraged to continue an individualized study program with the course instructor until the score on the National Board Preparation Exam is greater than 65%.

Metric IV: Campus Research

LSU Health Sciences at Shreveport is home to four distinct centers that focus on diverse aspects of biomedical and clinical research involving cancer, cardiovascular disease, neurological disease, and inflammatory disorders: 1) Center for Cardiovascular Diseases and Sciences, 2) Feist-Weiller Cancer Center, 3) Center of Excellence in Arthritis and Rheumatology, and 4) Center for Brain Health.

In 1985, Malcolm Feist, a Shreveport attorney, donated his estate to LSUHSC-S with the sole purpose of supporting cardiovascular disease research at LSUHSC-S. In 2013, the Center for Cardiovascular Diseases and Sciences (CCDS) was approved by the LSU Board of Supervisors and the Louisiana Board of Regents. The goal of the CCDS is to invest in the future of cardiovascular research at LSUHSC-S by identifying and enhancing research opportunities for faculty, creating a strong environment for mentoring trainees, and engaging clinical scientists in translational research and clinical trials. The major focus areas of CCDS investigators include atherosclerosis, cardiac function, neurovascular and stroke, and micro-vascular function. The CCDS was recently approved and recommended by the LSU Board of Supervisors to the Board of Regents as a Center of Excellence.

The Feist-Weiller Cancer Center (FWCC) began as a Center for Excellence in Cancer Treatment, Research, Education and Prevention by an act of the Louisiana Board of Regents in 1993. The center was named Feist-Weiller Cancer Center in 1997 following a generous gift to honor the Feist and Weiller families. The Feist-Weiller Cancer Center is a matrix organization with three divisions: Clinical Cancer Research, Basic and Translational Cancer Research, and Cancer Prevention and Control. The FWCC serves a unique position in the community by being a St. Jude's Affiliate Clinic in which children are treated according to detailed St. Jude's protocols. The major research focus areas of FWCC investigators include viral oncogenesis, hematological malignancies, prostate cancer, cellular transformation, altered cell cycle regulation, and cancer prevention and control.

The Center of Excellence in Arthritis and Rheumatology (CEAR) was established and funded by the Louisiana Legislature in 1990 for the development and expansion of multidisciplinary, interdepartmental clinical programs, education and research excellence. CEAR research endeavors are centered on arthritis and rheumatologic

diseases, as well as broader focus areas of immunological and inflammatory diseases as they relate to cardiovascular diseases and cancer. Thus, CEAR is poised to better integrate with the CCDS and FWCC and leverage its unique faculty and clinical patient population for enhanced research on the campus.

The Center for Brain Health (CBH) received conditional approval from the Louisiana Board of Regents in October 2017. The CBH will provide comprehensive care for brain disorders while expanding neuroscience-related education and research. Clinicians and neuroscientists at LSUHSC-S and neighboring institutions have begun working to create such a team, where cutting-edge technology is used to provide top-quality state-of-the-art care and conduct pioneering research that will lead to the development of new therapies for brain disorders.

Summary of Research Efforts 2017-18:

- Number of faculty: 369
- Research \$ earned: \$12,406,399
- Number of active, funded research grants: 53
- Ranking in LSU system for the number of patents issued: 1
- Ranking in LSU system for patent income: 2
- 1st in Northwest LA to deploy remote heart failure monitoring system
- Cancer genome sequencing to tailor treatment and research
- 1st Louisiana medical center to be affiliated with NIH StrokeNet.

The majority of the basic research studies are funded by federal research agencies, such as the National Institutes of Health and private associations and foundations; most of the clinical studies receive funding support from the pharmaceutical industry.

Metric V: Technology Transfer

As part of its mission, LSUHSC-S supports the region and the state in economic growth and prosperity by utilizing research and knowledge to engage in productive partnerships with the private sector. Ongoing partnerships between LSUHSC-S and several start-up companies are active and making a difference in the biomedical field.

Intellectual property developed at LSUHSC-S has been exclusively licensed to development-stage companies that are working toward the commercialization of these technologies. For example, Embera NeuroTherapeutics, a start-up company from LSUHSC-S, has been granted a license to commercialize patented drug combination for the treatments for smoking cessation and other addictions.

Innolyzer, LLC, a new LSUHSC-S faculty start-up company, was licensed in 2013-2014, to commercialize several patents for the detection and analysis of hydrogen

sulfide levels in biological fluids as well as other liquids such as petroleum products. Innolyzer has developed a chip apparatus for the detection of hydrogen sulfide levels. Innolyzer is testing this versatile chip in a number of unrelated economic areas.

Several established companies have licensed LSUHSC-S developed technologies. Companies such as Applied Biosystems, Cellscript, New England BioLabs, and BioNTech have licensed technology developed at LSUHSC-S for the synthesis and use of anti-reverse mRNA cap analogs (ARCA). BioNTech, a fully integrated private biotechnology company developing personalized cancer immunotherapies, has exclusively licensed technology developed here at LSUHSC-S for therapeutic treatments.

Metric VI: Revenue Sources

Payout from endowment is generated from endowment earnings, which are tied to current interest rates, resulting in variations from year to year. Foundation total assets increased approximately 2% in 2017-18 from the previous years due to unrealized gains from long-term investments. Net revenue generated from tuition and fees remained virtually unchanged from the previous year as a result of comparable enrollment and tuition and fees.

Metric VII: Teaching Productivity

Despite the number of faculty remaining practically the same in 2017-18 from the previous year, duplicated student headcount and total student credit hours increased 9.3% and 15.9% respectively. The School of Medicine reviewed and updated the credit hours assigned to each course in the curriculum, which has contributed to some of the rise in student credit hours.

LSUHSC-S faculty have equally important responsibilities in areas of patient care, research and scholarly contributions, and education. Because of the broad range of teaching activities (e.g. didactic, clinical, laboratory, small groups, etc.) at academic medical centers and teaching hospitals, teaching productivity of faculty is not easily quantified, and often underestimated. In addition to quantifiable time spent teaching in the classroom, the duty of educators at an academic health science center is to train learners to attain skills identical to their own. Therefore, a significant amount of faculty teaching occurs simultaneously with their other duties. Clinical faculty teach varied levels of learners (e.g. students, residents, fellows) important aspects of clinical medicine and patient care in the hospital or clinic setting while performing their own clinical duties. Likewise, research scientists train graduate students and postdoctoral fellows as well as some clinical trainees in the research laboratory while performing their own research activities.

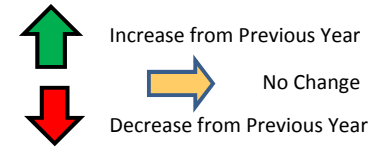
LSUHSC-S MISSION:

The primary mission of Louisiana State University Health Sciences Center at Shreveport (LSUHSC-S) is to teach, heal, and discover, in order to advance the well-being of the region and beyond. LSUHSC-S encompasses the Schools of Medicine, Graduate Studies, and Allied Health Professions in Shreveport. In implementing its mission, LSUHSC-S is committed to:

- Educating physicians, basic scientists, residents, fellows, and allied health professionals based on state-of-the-art curricula, methods, and facilities, preparing students for careers in health care service, teaching, and research.
- Providing state-of-the-art clinical care, including a range of tertiary special services, to an enlarging and diverse regional base of patients.
- Achieving distinction and international recognition for basic science and clinical research programs that contribute to the body of knowledge and practice in science and medicine.
- Supporting the region and the State in economic growth and prosperity by utilizing research and knowledge to engage in productive partnerships with the private sector.
- Fostering a culture of diversity and inclusion that promotes mutual respect for all.

Louisiana State University Health Sciences Center at Shreveport

Metrics at a Glance 2017-2018



Legend:

Statistic	
X	Y
Z	%

Hi Most Recent Available
 Lo % Change from Previous Year

Metric I Degrees Awarded	Metric II Enrollment	Metric III Student Success	Metric IV Research Expenditures	Metric V Technology Transfer	Metric VI Revenues	Metric VII Instruction Productivity
Bachelors 62 18 16 ↑ 12.5%	Total Undergraduate Headcount 115 28 28 → 0.0%	Fall Headcount 899 890 712 ↓ -1.0%	Total number of faculty holding grants 99 50 48 ↑ 4.2%	Invention Disclosures 24 19 4 ↓ -20.8%	Total Market Value of Endowment 171,116,118 168,045,871 46,486,633 ↓ -0.2%	Faculty Full-time 526 431 427 ↑ 0.9%
Masters 81 76 20 ↑ 1.3%	Total Graduate Headcount 372 351 222 ↓ -3.8%	Fall Credit Hours 15,968.1 15,968.1 5,612.3 ↑ 16.1%	Research \$ per faculty holding grants 489,260 489,260 311,283 ↑ 4.1%	Licenses\Options Executed 3 3 0 ↓ -25.0%	Foundations total Assets (\$ Amount) 203,792,720 203,792,720 75,396,282 ↑ 1.9%	Total Faculty 624 511 511 ↓ -0.4%
Doctoral - Research/Scholarship 16 9 6 ↑ 50.0%	Total Professional Headcount 511 511 430 ↑ 1.0%	Fall FTE 874.0 869.0 642.0 ↓ -0.6%	Total number of PhD's awarded (School of Graduate Studies only) 16 9 6 ↑ 50.0%	New Patents Filed - Total 36 28 4 ↓ -22.2%	Total Value (\$ Amount) of BoR Support Fund (Chair & Professorship) 4,773,004 2,936,210 2,583,571 ↓ -2.4%	Number of Sections 1,215 1,107 385 ↓ -1.5%
Doctoral - Professional Practice (Medicine) 122 122 94 ↑ 7.0%	Total Enrollment 899 890 765 ↓ -1.0%	Fall Credit Hour per FTE 18.4 18.4 8.6 ↑ 16.7%	Total number of Postdoctoral Fellows 75 54 50 → 0.0%	Active License Agreements 22 22 15 ↑ 15.8%	Total Gross Revenue Generated from tuition and fees 21,402,268 21,395,756 5,980,366 ↓ 0.0%	Duplicated Head Count 2,071 2,071 1,502 ↑ 9.3%
Doctoral - Professional Practice (Physical Therapy) 63 35 2 → 0.0%	Total Full-Time-Equivalent (FTE) Enrollment 874 869 687 ↓ -0.6%	1st to Second Year Retention (Cardiopulmonary Science - BS) 100.0% 50.0% 50.0% ↓ -50.0%	Total Federal Research Expenditures (in thousands) 13,890 9,235 6,321 ↑ 30.9%	Licenses Generating Income 38 10 10 → 0.0%	Total Net Revenue Generated from tuition and fees 19,891,850 19,849,524 5,352,229 ↓ -0.2%	Total Student Credit Hours 30,966 30,966 14,950 ↑ 15.9%
Total number of degrees awarded 272 260 199 ↑ 5.7%	Total number of students enrolled who received TOPS 34 34 11 ↑ 30.8%	1st to Second Year Retention (Medical Technology - BS) 100.0% 100.0% 71.0% → 0.0%	Total Research Expenditures (in thousands) 30,817 24,463 22,560 ↑ 8.4%	Total Licensing Income 3,748,121 3,748,121 274,330 ↑ 947.1%	Student Credit Hours/Duplicated Headcount 15 15 9.65 ↑ 6.1%	

Louisiana State University Health Sciences Center at Shreveport

Metric I: Summary of Degrees Awarded

	2011-2012	2012-2013	2013-2014	2014-2015	2015-2016	2016-2017	2017-2018
Campus total number of degrees awarded/conferred...							
Bachelors	56	28	32	26	26	16	18
Masters	36	81	77	81	74	75	76
Doctoral - Research/Scholarship	16	11	9	8	11	6	9
Doctoral - Professional Practice (Medicine)	109	117	109	115	113	114	122
Doctoral - Professional Practice (Physical Therapy)	35	31	31	34	35	35	35
TOTAL	252	268	258	264	259	246	260
Total number of degrees awarded by race/ethnicity							
Hispanic	5	4	9	4	9	8	8
American Indian or Alaska Native	2	1	1	1	1	1	0
Asian	14	14	13	13	9	13	9
Black or African American	13	16	12	19	20	10	10
Native Hawaiian or Other Pacific Islander	0	0	0	0	0	0	0
White	207	224	214	218	212	208	204
Two or More Races	0	0	0	0	0	1	3
Nonresident Alien	8	7	8	4	2	2	5
Race/Ethnicity Unknown	3	2	1	5	6	3	21
TOTAL	252	268	258	264	259	246	260

Louisiana State University Health Sciences Center Shreveport

Metric II: Enrollment

(The following metrics will identify the campus contribution to Louisiana's academic credentialed workforce priorities)

		2012-2013	2013-2014	2014-2015	2015-2016	2016-2017	2017-2018	2018-2019
<i>Undergraduate</i>								
School of Allied Health Professions								
	Full-time	49	43	35	34	28	26	24
	Part-time	1	1	0	5	0	2	4
Total Undergraduate Headcount		50	44	35	39	28	28	28
<i>Graduate</i>								
School of Allied Health Professions								
	Full-time	250	240	261	254	246	247	259
	Part-time	46	33	31	40	36	43	25
School of Graduate Studies								
	Full-time	73	71	66	69	73	72	63
	Part-time	2	6	6	9	3	3	4
Total Graduate Headcount		371	350	364	372	358	365	351
<i>First Professional</i>								
School of Medicine								
	Full-time	467	462	472	480	488	506	511
	Part-time							
Total Professional Headcount		467	462	472	480	488	506	511
Total Headcount Enrollment (Undergraduate, Graduate & Professional)		888	856	871	891	874	899	890
Total Full-Time-Equivalent (FTE) Enrollment*		820	796	846	866	857	874	869

*Fall FTE based on SACS methodology

Enrollment by Race and Ethnicity

School of Allied Health Professions								
	Hispanic	6	4	3	6	7	9	9
	American Indian or Alaska Native	3	3	4	2	0	1	2
	Asian/Pacific Islander	8	9	5	7	6	5	8
	Black or African American	31	27	27	25	21	19	16
	Native Hawaiian or Other Pacific Islander	0	0	0	1	0	0	0
	White	285	257	275	265	245	263	260
	Two or More Races	0	0	0	3	5	7	7
	Nonresident Alien	10	8	3	1	0	2	3
	Race/Ethnicity Unknown	3	9	10	23	26	12	7

Louisiana State University Health Sciences Center Shreveport

Metric II: Enrollment

(The following metrics will identify the campus contribution to Louisiana's academic credentialed workforce priorities)

	2012-2013	2013-2014	2014-2015	2015-2016	2016-2017	2017-2018	2018-2019
School of Graduate Studies							
Hispanic	1	2	3	1	2	3	3
American Indian or Alaska Native	0	0	0	0	0	0	0
Asian/Pacific Islander	3	5	3	3	5	5	4
Black or African American	5	6	5	3	5	3	1
Native Hawaiian or Other Pacific Islander	0	0	0	0	0	0	0
White	45	44	36	44	34	33	33
Two or More Races	0	0	0	0	0	0	0
Nonresident Alien	21	20	25	27	30	31	26
Race/Ethnicity Unknown	0	0	0	0	0	0	0
School of Medicine							
Hispanic	12	20	21	23	19	18	19
American Indian or Alaska Native	0	0	1	1	0	0	2
Asian/Pacific Islander	37	34	32	39	48	49	49
Black or African American	22	27	24	23	19	20	23
Native Hawaiian or Other Pacific Islander	0	0	0	0	1	1	1
White	388	374	384	386	396	414	412
Two or More Races	0	1	1	1	1	0	2
Nonresident Alien	0	0	0	0	0	0	0
Race/Ethnicity Unknown	8	6	9	7	4	4	3
Total number of students enrolled who received TOPS							
Performance	5	9	4	10	8	11	12
Opportunity	5	2	3	6	6	1	2
Honors	13	5	14	5	5	14	20

Louisiana State University Health Sciences Center at Shreveport

Metric III: Student Success

The following metrics will identify the campus scholarship, teaching and instruction effectiveness	2012-2013	2013-2014	2014-2015	2015-2016	2016-2017	2017-2018	2018-2019
14th Day Headcount Enrollment							
Fall Headcount	888	856	871	891	874	899	890
Spring Headcount	849	828	850	865	850	877	
Fall Credit Hours	7,751.1	7,512.4	7,785.2	10,011.5	12,042.9	13,756.5	15,968.1
Spring Credit Hours	7,145.1	7,053.4	7,513.1	9,690.5	11,028.9	13,454.4	
Fall FTE ¹	820.0	796.0	846.0	866.0	857.0	874.0	869.0
Spring FTE ¹	788.0	770.0	831.0	847.0	831.0	856.0	
Fall Credit Hour per FTE	9.5	9.4	9.2	11.6	14.1	15.7	18.4
Spring Credit Hour per FTE	9.1	9.2	9.0	11.4	13.3	15.7	
Campus Undergraduate 1st to 2nd year retention rate.							
By School and Program							
Allied Health Professions							
Cardiopulmonary Science - BS	88%	100%	70%	100%	50%		
Medical Technology - BS	95%	93%	100%	100%	100%		
Physician Assistant - BS ²							
Number of students passing licensure exams — See spreadsheet for more detail	2012-2013	2013-2014	2014-2015	2015-2016	2016-2017	2017-2018	2018-2019
Allied Health							
<i>Cardiopulmonary Science-RRT (first attempt)</i>							
Number tested	12	7	6	5	8	6	
Number passing	11	6	5	5	7	3	
Percent passing	92%	86%	83%	100%	88%	50%	
National First-time Taker Average Pass Rate	62%	67%	67%	76%	59%	71%	
<i>Communications Disorders-PRAXIS (first attempt)</i>							
Number tested	13	13	15	13	11	13	
Number passing	11	13	15	13	11	13	
Percent passing	85%	100%	100%	100%	100%	100%	
<i>Occupational Therapy-NBCOT (first attempt)</i>							
Number tested	25	21	23	23	25	25	
Number passing	25	21	22	18	21	23	
Percent passing	100%	100%	96%	78%	84%	92%	
National First-time Taker Average Pass Rate	91%	not available [†]	not available [†]	not available [†]	not available [†]	not available [†]	
<i>Physical Therapy-NPTE (first attempt)</i>							
Number tested	31	31	34	36	33	35	
Number passing	25	30	30	36	33	34	
Percent passing	81%	97%	88%	100%	100%	97%	
National First-time Taker Average Pass Rate	89%	90%	85%	93%	94%	92%	
<i>Physician Assistant-PANCE (first attempt)</i>							
Number tested	36	35	38	36	34	34	
Number passing	34	35	38	36	32	34	
Percent passing	94%	100%	100%	100%	94%	100%	

Louisiana State University Health Sciences Center at Shreveport

Metric III: Student Success

The following metrics will identify the campus scholarship, teaching and instruction effectiveness	2012-2013	2013-2014	2014-2015	2015-2016	2016-2017	2017-2018	2018-2019
National First-time Taker Average Pass Rate	94%	95%	96%	96%	97%	98%	
<i>Medical Technology-BOC Exam (first attempt)³</i>							
Number tested	18	21	19	16	10	9	
Number passing	16	20	17	16	10	8	
Percent passing	89%	95%	89%	100%	100%	89%	
National Average Pass Rate	86%	85%	84%	79%	80%	79%	
<i>Medical Technology-NCA Exam (first attempt)³</i>							
Number tested							
Number passing							
Percent passing							
National Average Pass Rate							
Medicine							
<i>USMLE Step 1 (first attempt)</i>							
Number tested	115	122	114	123	126	127	
Number passing	111	114	108	118	112	120	
Percent passing	97%	93%	95%	96%	89%	94%	
National First-time Taker Average Pass Rate	96%	96%	96%	96%	96%	96%	
<i>USMLE Step 2 CS (first attempt)</i>							
Number tested	117	109	115	113	115	122	
Number passing	115	105	111	110	109	115	
Percent passing	98%	96%	97%	97%	95%	94%	
National First-time Taker Average Pass Rate	98%	96%	96%	97%	96%	95%	
<i>USMLE Step 2 CK (first attempt)</i>							
Number tested	114	106	113	115	117	124	
Number passing	113	101	108	113	110	117	
Percent passing	99%	95%	96%	98%	94%	94%	
National First-time Taker Average Pass Rate	98%	97%	95%	96%	96%	97%	

¹ FTE based on SACS methodology.

² In 2009-10, the Physician Assistant Program transitioned from bachelor's to master's beginning with in summer 2010; therefore, no new bachelor's students will be enrolled after 2008-09.

³ In 2009, the NCA and BOR certifications merged and are now known as the Board of Certification (BOC).

* Current results, but not official final results yet

⁴ Beginning in 2014, NBCOT no longer provides national average pass rate

Louisiana State University Health Sciences Center at Shreveport

Metric IV: Campus Research

	2011-2012	2012-2013	2013-2014	2014-2015	2015-2016	2016-2017	2017-2018
a) Faculty Research							
Total \$ amount of faculty research	29,365,000	28,266,000	25,004,000	24,069,000	23,353,000	22,560,000	24,463,000
Total number of faculty holding grants	83	71	75	59	48	48	50
Research \$ per faculty holding grants	353,795	398,113	333,387	407,949	486,521	470,000	489,260
b) Total number of PhD's awarded (School of Graduate Studies only)	16	11	9	8	11	6	9
c) Total number of Postdoctoral Fellows	64	50	52	52	56	54	54
d) Research \$ per sq. ft. of funded faculty	\$265	\$212	\$199	\$183	\$314	\$281	\$302
e) Sq. ft. per funded faculty	1,125	1,048	1,104	1,050	1118	1043	1001

Total research by Major Discipline: Life Science; Physical Science; Environmental Science; Engineering Science; Computer Science; Math;												
Research Expenditure by Major Discipline	FY Ending 2012			FY Ending 2013			FY Ending 2014			FY Ending 2015		
<i>Data shown in Thousands</i>	Federal	Other	Total	Federal	Other	Total	Federal	Other	Total	Federal	Other	Total
Life Sciences												
(1) Agricultural	0	0	0	0	0	0	0	0	0	0	0	0
(2) Biological	10,844	3,080	13,924	9,492	2,556	12,048	7,091	2,585	9,676	4,525	2,704	7,229
(3) Medical	2,660	12,527	15,187	2,261	12,911	15,172	1,399	12,732	14,131	1,796	14,259	16,055
(4) Other	0	254	254	0	1,046	1,046	0	1,197	1,197	0	785	785
Total	13,504	15,861	29,365	11,753	16,513	28,266	8,490	16,514	25,004	6,321	17,748	24,069
Research Expenditure by Major Discipline	FY Ending 2016			FY Ending 2017			FY Ending 2018					
<i>Data shown in Thousands</i>	Federal	Other	Total	Federal	Other	Total	Federal	Other	Total	Federal	Other	Total
Life Sciences												
(1) Agricultural	0	0	0	0	0	0	0	0	0	0	0	0
(2) Biological	4,638	2,786	7,424	5,483	2,408	7,891	7,706	2,222	9,928			
(3) Medical	1,840	13,250	15,090	1,572	12,429	14,001	1,529	12,320	13,849			
(4) Other	0	839	839	0	668	668	0	686	686			
Total	6,478	16,875	23,353	7,055	15,505	22,560	9,235	15,228	24,463			

Research Expenditures		FY 2012	FY 2013	FY 2014	FY 2015	FY 2016	FY 2017	FY 2018
	Federal	13,504	11,753	8,490	6,321	6,478	7,055	9,235
	Total	29,365	28,266	25,004	24,069	23,353	22,560	24,463

Note that Research Expenditures data should match data your campus reported to NSF. Beginning in 2008, this data should follow the following guidelines.

Track all expenditures back to the original source. For example, if funds come from the State DOTD, but originated with the federal government those expenditures should be reported as federal. There should be a CFDA number attached to these grants indicating that the original source was federal.

Report all clinical trials as research. Please note that not all clinical trials are done by Tenured or Tenured Track (T/TT) faculty (see c).

Compute under-and unreimbursed indirect costs according to the instructions.

Report NIH "k" and other research training awards as federal. Note, Do Not report all training grants, only those that are for research training.

Louisiana State University Health Sciences Center at Shreveport

Metric V: Technology Transfer

	2011-2012	2012-2013	2013-2014	2014-2015	2015-2016	2016-2017	2017-2018
Invention Disclosures	6	8	4	20	16	24	19
Licenses\Options Executed	2	0	1	0	2	1	3
New Patents Filed - Total	4	3	4	14	26	36	28
New Patents Filed - First in Family	*	*	*	*	11	18	5
US Patents Issued	1	0	0	4	2	4	5
Active License Agreements	15	17	18	15	17	19	22
Licenses Generating Income	12	10	13	11	38	10	10
Total Licensing Income	\$170,440	\$135,292	\$274,330	\$503,312	\$993,634	\$357,945	\$3,748,121
Start-up Companies Formed	1	0	1	0	1	1	0
Legal Fees Expended	\$63,660	\$76,025	\$103,259	\$137,472	\$242,300	\$146,144	\$266,918
Legal Fees Reimbursed	\$104,022	\$94,710	\$36,502	\$35,209	\$10,300	\$6,353	\$13,450
Percent of Expenses Reimbursed	163%	125%	35%	26%	4%	4%	5%
Legal Fees as a % License Income	37%	56%	38%	27%	24%	41%	7%
Cost per Patent Filed	\$15,915	\$25,342	\$25,815	\$9,819	\$9,319	\$4,060	\$9,533

LEGEND:

* = 2015-2016 was the first year to track

Louisiana State University Health Sciences Center at Shreveport

Metric VI: Revenue Sources

	2011-2012	2012-2013	2013-2014	2014-2015	2015-2016	2016-2017	2017-2018
Total Endowment Value*	54,135,582	153,776,823	171,116,118	166,470,614	162,895,315	168,303,505	168,045,871
Total payout from endowment	3,264,442	1,224,623	6,136,066	2,826,225	2,044,503	2,889,390	1,646,632
Total # of Foundations	1	1	1	1	1	1	1
Foundations total Assets (\$ Amount)	110,077,114	177,027,973	195,153,432	193,001,722	185,628,981	200,055,947	203,792,720
Click here to go to the Foundations Supplemental Table							
Total # of Board of Regents Support Fund	13	13	11	9	6	5	4
Total Value (\$ Amount) of BoR Support Fund	2,938,438	4,773,004	3,855,082	2,786,211	3,801,520	3,007,108	2,936,210
Click here to go to the BoR Support Funds Supplemental Table							
Click here to go to the Affiliated Supplemental Table							
Total Gross Revenue Generated from tuition and fees	10,595,058	12,554,318	13,806,865	16,166,330	19,071,826	21,402,268	21,395,756
Total Net Revenue Generated from tuition and fees	10,239,061	12,170,250	13,220,015	15,178,735	17,740,442	19,891,850	19,849,524
Financial Aid							
Total institutional dollars awarded need based aid for entering freshmen class ²	XXXXXXXX	XXXXXXXX	XXXXXXXX	XXXXXXXX	XXXXXXXX	XXXXXXXX	XXXXXXXX
Total institutional dollars awarded non-need aid for entering freshmen class ²	XXXXXXXX	XXXXXXXX	XXXXXXXX	XXXXXXXX	XXXXXXXX	XXXXXXXX	XXXXXXXX
Total institutional dollars awarded need based aid for entering freshmen class LA residents ²	XXXXXXXX	XXXXXXXX	XXXXXXXX	XXXXXXXX	XXXXXXXX	XXXXXXXX	XXXXXXXX
Total institutional dollars awarded non-need based aid for entering freshmen class LA residents ²	XXXXXXXX	XXXXXXXX	XXXXXXXX	XXXXXXXX	XXXXXXXX	XXXXXXXX	XXXXXXXX
Total institutional dollars awarded need based aid for entering freshmen class non-residents ²	XXXXXXXX	XXXXXXXX	XXXXXXXX	XXXXXXXX	XXXXXXXX	XXXXXXXX	XXXXXXXX
Total institutional dollars awarded non-need based aid for entering freshmen class non-residents ²	XXXXXXXX	XXXXXXXX	XXXXXXXX	XXXXXXXX	XXXXXXXX	XXXXXXXX	XXXXXXXX
State Appropriation per FTE³	n/a	n/a	n/a	n/a	n/a	n/a	n/a
Net Revenue Generated from auxiliary enterprises	666,884	448,712	(11,674)	(2,633)	190,490	266,210	9,344

¹ Alumni gifts are deposited with the LSUHSC-S Foundation

² LSUHSC-S does not enroll first-time freshmen

³ Due to the complexity and overlap of health science center functions including instruction, patient care, and research, state appropriation specific to student FTE is difficult to determine and provide an accurate value for comparison.

* Per an agreement between LSUHSC-S and the LSUHS Foundation, endowment funds are managed by the Foundation.

Louisiana State University Health Sciences Center at Shreveport

Metric VI: Revenue Sources

Endowment Value equals the market value of of the endowment as of June 30 of the reporting year.

FTE Full time equivalent

Payout from Endowment equal interest earned on endowment.

Gross Revenue Generated from Student Enrollment FTE equals revenue gain from student tuitions and fees.

Net Revenue Generated from Student Enrollment FTE equals gross revenue from enrollment headcount minus institutional supported finaicial aid.

Net Revenue from Auxiliary equal gross revenue generated from auxiliary enterprises minus debt services and other financial obligations.

Louisiana State University Health Sciences Center at Shreveport

Metric VII: Teaching Productivity

	2011-2012	2012-2013	2013-2014	2014-2015	2015-2016	2016-2017	2017-2018
Faculty Full-time	495	500	501	486	447	427	431
Faculty Part-time	98	99	105	95	87	86	80
Total Faculty*	593	599	606	581	534	513	511
Number of Sections	427	408	1,140	1,215	1,135	1,124	1,107
Duplicated Head Count	1,698	1,709	1,652	1,687	1,829	1,895	2,071
Educational Degree Programs -- Student Credit Hours							
Undergraduates	2,005	1,782	1,407	1,223	1,287	968	1,020
Masters	6,631	6,924	6,757	7,014	6,884	6,722	6,675
Doctoral	4,776	4,914	4,971	5,889	5,950	5,862	6,080
Spec/Prf	5,020	4,918	5,085	5,056	9,344	13,164	17,191
Total Student Credit Hours	18,432	18,538	18,220	19,182	23,465	26,716	30,966
Student Credit Hours/Duplicated Headcount	11	11	11	11	13	14	15
Graduate Medical Education (GME) - Resident and Fellow Headcount**	454	466	450	467	449	468	476
Graduate Medical Education (GME) - Resident and Fellow Annual Hours**	1,214,973	1,249,696	1,204,904	1,254,754	1,203,710	1,250,294	1,269,640
GME Annual Hours/GME Headcount	2,676	2,682	2,678	2,687	2,681	2,672	2,667
Tuition & Fees	10,595,058	12,554,318	13,806,865	16,166,330	19,071,826	21,402,268	21,395,756
Fed Approp	0	0	0	0	0	0	0
State Approp excluding hospital	45,439,966	51,031,901	44,371,582	45,459,712	95,087,538	64,741,099	65,529,378
Federal Grants & Contracts	15,324,072	12,797,431	9,140,250	10,880,998	10,494,857	12,371,875	11,985,659
State Grants & Contracts	3,539,378	3,716,653	3,341,184	(1,434,919)	4,451,009	9,465,869	18,029,108
Local Grants & Contracts	1,947,894	1,055,342	1,185,205	608,228	1,096,899	1,127,371	901,737
Total Govt Grants Contracts	20,811,344	17,569,426	13,666,639	10,054,307	16,042,765	22,965,115	30,916,504
Private Grants Contracts	17,993,891	16,323,776	70,771,465	141,653,160	118,722,305	155,322,607	185,284,350
Gifts	348,031	167,094	214,835	152,130	60,266	41,692	29,890
Endowment Income	5,029,442	4,409,623	7,726,066	2,598,162	2,044,503	2,889,390	1,646,632
Sales and Services of Edu Depts	87,354,703	78,058,896	66,297,996	82,712,625	92,968,493	29,318,159	13,605,770
Hospitals, Including State Approp	442,276,522	470,638,501	193,002,511	20,294,663	51,313,963	47,598,325	49,574,033
Auxiliary Enterprises	15,192,731	13,548,206	10,527,206	6,782,434	5,763,140	5,305,062	4,594,583
Other Income	2,992,981	3,186,671	1,850,989	8,632,758	8,444,450	3,125,165	5,238,619
Other Income excluding IDC	(1,480,252)	(843,915)	(908,013)	6,125,197	5,992,807	523,865	2,303,526
Indirect Cost (F & A)	4,473,233	4,030,586	2,759,002	2,507,561	2,451,643	2,601,300	2,935,093
Annual Giving	348,031	167,094	214,835	152,130	60,266	41,692	29,890

Note: FY08 and FY09 includes LSUSH, EACMC and HPLMC

*Faculty counts as of June of fiscal year

** Hours for Gastroenterology are not included in the GME data

Louisiana State University Health Sciences Center at Shreveport

Metric VII: Teaching Productivity

2011-2012	2012-2013	2013-2014	2014-2015	2015-2016	2016-2017	2017-2018
-----------	-----------	-----------	-----------	-----------	-----------	-----------

Definitions:

Direct Expenditures for Instructions: Total Direct Instructional Expenditures include data in certain functional areas - instruction, research, and public service. Direct expenditure data reflect costs incurred for personnel compensation, supplies, and services used in the conduct of each of these functional areas. They include acquisition costs of capital assets such as equipment and library books to the extent that funds are budgeted for the use of departments for instruction, research, and public service. Similar to the Delaware Study, exclude centrally allocated computing costs and centrally supported computer labs, and graduate student tuition remission and fee waivers.

Instruction: Instruction includes general academic instruction, occupational and vocational instruction, community education, preparatory and adult basic education, and remedial and tutorial instruction conducted by the teaching faculty for the institution's students. Departmental research and service **which are not separately budgeted** should be included under instruction. In other words, department research which is externally funded should be excluded from instructional expenditures, as should any departmental funds which were expended for the purpose of matching external research funds as part of a contractual or grant obligation. EXCLUDE expenditures for academic administration where the primary function is administration. For example, exclude deans, but include department chairs.)

Disaggregate total direct instructional expenditures for the institution into the following categories:

Salaries: Report all wages paid to support the instructional function in a given department or program during the fiscal year. While these will largely be faculty salaries, be sure to include clerical (e.g., department secretary), professionals (e.g., lab technicians), Graduate student stipends (but not tuition waivers), and any other personnel who support the teaching function and whose salaries and wages are paid **from the institution's instructional budget**.

Benefits: Report expenditures for benefits associated with the personnel for whom salaries and wages were reported on the previous entry. If you cannot separate benefits from salaries, but benefits are included in the salary figure you have entered, indicate "Included in Salaries" in the data field. Some institutions book benefits centrally and do not disaggregate to the department level. If you can compute the appropriate benefit amount for the department/program, please do so and enter the data. If you cannot do so, leave the benefit amount as zero and we will impute a cost factor based upon the current benefit rate for your institution, as published in *Academe*. If no rate is available, we will use a default value of 28%.

Other Than Personnel Costs: This category includes non-personnel items such as travel, supplies and expense, non-capital equipment purchases, etc., that are typically part of an instructional department or program's cost of doing business. *Excluded* from this category are items such as central computing costs, centrally allocated computing labs, graduate student tuition remission and fee waivers, etc.

Research: This category includes all funds expended for activities specifically organized to produce research outcomes and commissioned by an agency either external to the institution or **separately budgeted** by an organizational unit within the institution. Report total research expenditures only. It is not necessary to disaggregate costs for this category.

Public Service: Report all funds **separately budgeted** specifically for public service and expended for activities established primarily to provide non-instructional services beneficial to groups external to the institution. Examples include cooperative extension and community outreach projects. Report total service expenditures only. It is not necessary to disaggregate costs for this category.

Federally Funded Research: As defined by NSF

Total Research and Expenditures: As defined by NSF

Table I: Affiliated Off-Campus Sites

LSU Campus	Name of Affiliated Off- Campus Site	Net Revenue Generated by Affiliated Campus	\$ Amount Contributed Back to Campus by Affiliated Off-Site Campus
	n/a		

Table II: Board of Regent Support Funds

LSU Campus	Name of Support Fund	Market Value (\$ Amount)	Value at:
LSUHSC - Shreveport	BOR: GENE DELIVERY	10,000.00	FY07
LSUHSC - Shreveport	BOR: YEAST YCK 2	66,920.00	FY07
LSUHSC - Shreveport	BOR: RETINOIC ACID	68,608.03	FY07
LSUHSC - Shreveport	BOR: NEUROPET DIAG	5,000.00	FY07
LSUHSC - Shreveport	BOR: CSPA PROTEASE	93,576.00	FY07
LSUHSC - Shreveport	BOR: CELL PROTEINS	9,836.12	FY07
LSUHSC - Shreveport	BOR: OXALATE CRYSTALS	10,000.00	FY07
LSUHSC - Shreveport	BOR: HPERGLYCEMIA	10,000.00	FY07
LSUHSC - Shreveport	Schumpert Chair-Neurobiology	830,704.11	FY07
LSUHSC - Shreveport	WK Chair-Molecular Biology	514,620.34	FY07
LSUHSC - Shreveport	MW Feist Chair - Medicine	1,013,007.56	FY07
		2,632,272.16	FY07 Total
LSUHSC - Shreveport	BOR: RECRUIT-CARDIO	42,000.00	FY08
LSUHSC - Shreveport	BOR: HI CONT SCREENING	7,000.00	FY08
LSUHSC - Shreveport	BOR: PRESCRIPTIVE OPIATES	106,126.00	FY08
LSUHSC - Shreveport	BOR: GENE THERAPY	75,000.00	FY08
LSUHSC - Shreveport	BOR: SIMULATION TECHNOLOGY	115,215.00	FY08
LSUHSC - Shreveport	Schumpert Chair-Neurobiology	864,913.30	FY08
LSUHSC - Shreveport	WK Chair-Molecular Biology	534,625.98	FY08
LSUHSC - Shreveport	MW Feist Chair - Medicine	1,059,848.37	FY08
		2,804,728.65	FY08 Total
LSUHSC - Shreveport	BOR: TECHNOLOGY II	138,558.00	FY09
LSUHSC - Shreveport	BOR: ANTI-TUMOR IMMUNO	114,313.00	FY09
LSUHSC - Shreveport	BOR: AAV9-MEDIATED	10,000.00	FY09
LSUHSC - Shreveport	BOR: MECH OF RAPAMYCI	54,750.00	FY09
LSUHSC - Shreveport	BOR: DOCTORAL TRAINING	160,000.00	FY09
LSUHSC - Shreveport	BOR: STUDY OF MECHANISMS	113,822.00	FY09
LSUHSC - Shreveport	BOR: CAMPUS POLICE	15,761.58	FY09
LSUHSC - Shreveport	Schumpert Chair-Neurobiology	890,509.31	FY09
LSUHSC - Shreveport	WK Chair-Molecular Biology	554,575.62	FY09

Table II: Board of Regent Support Funds (cont.)

LSU Campus	Name of Support Fund	Market Value (\$ Amount)	Value at:
LSUHSC - Shreveport	MW Feist Chair - Medicine	1,094,445.86	FY09
		3,146,735.37	FY09 Total
LSUHSC - Shreveport	BOR: Stem Cell/Parkin	135,073.00	FY10
LSUHSC - Shreveport	BOR: Norovirus	29,122.00	FY10
LSUHSC - Shreveport	BOR: Doctoral Student	3,150.00	FY10
LSUHSC - Shreveport	Schumpert Chair-Neurobiology	907,555.00	FY10
LSUHSC - Shreveport	WK Chair-Molecular Biology	566,229.00	FY10
LSUHSC - Shreveport	MW Feist Chair - Medicine	1,092,064.00	FY10
		2,733,193.00	FY10 Total
LSUHSC - Shreveport	BOR: Stem Cell/Parkin	64,975.98	FY11
LSUHSC - Shreveport	BOR: Doctoral Student	3,150.00	FY11
LSUHSC - Shreveport	BOR: Doctoral Student	4,500.00	FY11
LSUHSC - Shreveport	BOR: Campus Police	17.00	FY11
LSUHSC - Shreveport	Schumpert Chair-Neurobiology	915,637.04	FY11
LSUHSC - Shreveport	WK Chair-Molecular Biology	571,540.19	FY11
LSUHSC - Shreveport	MW Feist Chair - Medicine	1,023,751.10	FY11
		2,583,571.31	FY11 Total
LSUHSC - Shreveport	BOR: Stem Cell/Parkin	52,013.82	FY12
LSUHSC - Shreveport	BOR: Doctoral Student	30,150.00	FY12
LSUHSC - Shreveport	BOR: Doctoral Student	4,500.00	FY12
LSUHSC - Shreveport	BOR: Campus Police	17.00	FY12
LSUHSC - Shreveport	BOR: Gene Therapy	2,250.00	FY12
LSUHSC - Shreveport	BOR: Anti-Tumor Immun	570.00	FY12
LSUHSC - Shreveport	BOR: Retinoic Acid	3,322.78	FY12
LSUHSC - Shreveport	BOR: "A La. Model"	175,991.54	FY12
LSUHSC - Shreveport	BOR: Cspa Protease	19,266.33	FY12
LSUHSC - Shreveport	BOR: Doctoral Trning	40,000.00	FY12
LSUHSC - Shreveport	BOR: Doctoral Trning	2,878.50	FY12
LSUHSC - Shreveport	BOR: Strep Arthritis	4,116.00	FY12
LSUHSC - Shreveport	BOR: Leukocyte Place	821.91	FY12
LSUHSC - Shreveport	Schumpert Chair-Neurobiology	946,355.40	FY12
LSUHSC - Shreveport	WK Chair-Molecular Biology	596,573.17	FY12
LSUHSC - Shreveport	MW Feist Chair - Medicine	1,059,611.96	FY12
		2,938,438.41	FY12 Total

Table II: Board of Regent Support Funds (cont.)

LSU Campus	Name of Support Fund	Market Value (\$ Amount)	Value at:
LSUHSC - Shreveport	BOR: Epstein-Barr	39,233.00	FY13
LSUHSC - Shreveport	BOR: Oxalate Crystals	2,879.00	FY13
LSUHSC - Shreveport	BOR: Doctoral Student	57,150.00	FY13
LSUHSC - Shreveport	BOR: Doctoral Student	8,450.00	FY13
LSUHSC - Shreveport	BOR: Campus Police	17.00	FY13
LSUHSC - Shreveport	BOR: Gene Therapy	2,250.00	FY13
LSUHSC - Shreveport	BOR: Anti-Tumor Immun	570.00	FY13
LSUHSC - Shreveport	BOR: Retinoic Acid	3,323.00	FY13
LSUHSC - Shreveport	BOR: "A La. Model"	715,992.00	FY13
LSUHSC - Shreveport	BOR: Cspa Protease	19,266.00	FY13
LSUHSC - Shreveport	BOR: Doctoral Trning	40,000.00	FY13
LSUHSC - Shreveport	BOR: Strep Arthritis	4,116.00	FY13
LSUHSC - Shreveport	BOR: Leukocyte Place	822.00	FY13
LSUHSC - Shreveport	Schumpert Chair-Neurobiology	1,076,913.00	FY13
LSUHSC - Shreveport	WK Chair-Molecular Biology	676,363.00	FY13
LSUHSC - Shreveport	MW Feist Chair - Transplantation	1,008,313.00	FY13
LSUHSC - Shreveport	MW Feist Chair - Medicine	1,117,347.00	FY13
		4,773,004.00	FY13 Total

Table II: Board of Regent Support Funds (cont.)

LSU Campus	Name of Support Fund	Market Value (\$ Amount)	Value at:
LSUHSC - Shreveport	BOR: Epstein-Barr	40,272.00	FY14
LSUHSC - Shreveport	BOR: LEQSF(2013-16)-RD-A-07	43,967.00	FY14
LSUHSC - Shreveport	BOR: Doctoral Student	4,500.00	FY14
LSUHSC - Shreveport	BOR: Campus Police	17.00	FY14
LSUHSC - Shreveport	BOR: Gene Therapy	1,016.00	FY14
LSUHSC - Shreveport	BOR: "A La. Model"	246.00	FY14
LSUHSC - Shreveport	BOR: LEQSF(2013-16)-RD-A-20	40,688.00	FY14
LSUHSC - Shreveport	Schumpert Chair-Neurobiology	1,062,912.00	FY14
LSUHSC - Shreveport	WK Chair-Molecular Biology	638,165.00	FY14
LSUHSC - Shreveport	MW Feist Chair - Transplantation	998,200.00	FY14
LSUHSC - Shreveport	MW Feist Chair - Medicine	1,025,099.00	FY14
		3,855,082.00	FY14 Total

Table II: Board of Regent Support Funds (cont.)

LSU Campus	Name of Support Fund	Market Value (\$ Amount)	Value at:
LSUHSC - Shreveport	BOR: LEQSF(2013-16)-RD-A-07	54,557.51	FY15
LSUHSC - Shreveport	BOR: Doctoral Student	4,500.00	FY15
LSUHSC - Shreveport	BOR: Campus Police	17.00	FY15
LSUHSC - Shreveport	BOR: Gene Therapy	1,016.09	FY15
LSUHSC - Shreveport	BOR: "A La. Model"	246.21	FY15
LSUHSC - Shreveport	BOR: LEQSF(2013-16)-RD-A-20	45,266.78	FY15
LSUHSC - Shreveport	Schumpert Chair-Neurobiology	1,079,845.80	FY15
LSUHSC - Shreveport	WK Chair-Molecular Biology	653,349.86	FY15
LSUHSC - Shreveport	MW Feist Chair - Medicine	947,411.30	FY15
		2,786,210.56	FY15 Total

Table II: Board of Regent Support Funds (cont.)

LSU Campus	Name of Support Fund	Market Value (\$ Amount)	Value at:
LSUHSC - Shreveport	BOR: WISE Capital Outlay Funds	1,022,969.00	FY16
LSUHSC - Shreveport	BOR: LEQSF(2015-18)-RD-A-15	51,901.58	FY16
LSUHSC - Shreveport	BOR: Epstein-Barr	473.34	FY16
LSUHSC - Shreveport	Schumpert Chair-Neurobiology	1,062,912.13	FY16
LSUHSC - Shreveport	WK Chair-Molecular Biology	638,165.40	FY16
LSUHSC - Shreveport	MW Feist Chair - Medicine	1,025,098.54	FY16
		3,801,519.99	FY16 Total

Table II: Board of Regent Support Funds (cont.)

LSU Campus	Name of Support Fund	Market Value (\$ Amount)	Value at:
LSUHSC - Shreveport	BOR: LEQSF(2015-18)-RD-A-15	58,730.00	FY17
LSUHSC - Shreveport	BOR: LEQSF(2016-19)-RD-A-15	94,175.00	FY17
LSUHSC - Shreveport	Schumpert Chair-Neurobiology	1,127,464.12	FY17
LSUHSC - Shreveport	WK Chair-Molecular Biology	1,011,894.26	FY17
LSUHSC - Shreveport	MW Feist Chair - Medicine	714,841.10	FY17
		3,007,104.48	FY17 Total

Table II: Board of Regent Support Funds (cont.)

LSU Campus	Name of Support Fund	Market Value (\$ Amount)	Value at:
LSUHSC - Shreveport	BOR:LEQSF(2016-19)-RD-A-15	33,101.06	FY18
LSUHSC - Shreveport	Schumpert Chair-Neurobiology	1,195,028.11	FY18
LSUHSC - Shreveport	WK Chair-Molecular Biology	724,055.80	FY18
LSUHSC - Shreveport	MW Feist Chair - Medicine	984,024.92	FY18
		2,936,209.88	FY18 Total

Table III: Summary of Campus Foundations

LSU Campus	Foundation	Total Assets (\$ Amount)	
LSUHSC - Shreveport	LSUHSC-SHV Foundation	75,396,282.00	FY07
LSUHSC - Shreveport	LSUHSC-SHV Foundation	88,016,284.00	FY08
LSUHSC - Shreveport	LSUHSC-SHV Foundation	86,012,382.00	FY09
LSUHSC - Shreveport	LSUHSC-SHV Foundation	95,620,165.00	FY10
LSUHSC - Shreveport	LSUHSC-SHV Foundation	110,361,409.00	FY11
LSUHSC - Shreveport	LSUHSC-SHV Foundation	110,077,114.00	FY12
LSUHSC - Shreveport	LSUHSC-SHV Foundation	177,027,973.00	FY13
LSUHSC - Shreveport	LSUHSC-SHV Foundation	195,153,432.00	FY14
LSUHSC - Shreveport	LSUHSC-SHV Foundation	193,001,722.00	FY15
LSUHSC - Shreveport	LSUHSC-SHV Foundation	185,628,981.00	FY16
LSUHSC - Shreveport	LSUHSC-SHV Foundation	200,055,947.00	FY17
LSUHSC - Shreveport	LSUHSC-SHV Foundation	203,792,720.00	FY18

Louisiana State University Health Sciences Center at Shreveport

Benchmark Report

United States Medical Licensing Examinations

AY2016-17

	USMLE Step 1	USMLE Step 2 CK	USMLE Step 2 CS
LSUHSC-S	89%	94%	95%
National Average Pass Rate	96%	96%	96%

Total Federal Research Grants and Contracts

Year: 2017

School	Total
Mississippi	\$31,724,879
SUNY Upstate	\$19,990,695
Texas A & M	\$17,353,679
West Virginia	\$14,477,906
South Alabama	\$10,812,263
South Carolina	\$10,663,709
East Carolina-Brody	\$6,597,614
Texas Tech	\$6,381,025
Central Florida	\$6,342,162
LSUHSC-S	\$6,034,109
<i>Comparison Group Average</i>	\$13,037,804

Source: AAMC Medical School Profile System (LCME Part I-A Annual Financial Questionnaire (AFQ))

Note: This report shows federal research grants and contracts for each medical school

United States Medical Licensing Examinations

AY2015-16

	USMLE Step 1	USMLE Step 2 CK	USMLE Step 2 CS
LSUHSC-S	96%	98%	97%
National Average Pass Rate	95%	96%	97%

Total Federal Research Grants and Contracts

Year: 2016

School	Total
Mississippi	\$31,326,892
Texas A & M	\$20,561,390
SUNY Upstate	\$18,942,223
West Virginia	\$14,739,402
South Alabama	\$11,388,111
South Carolina	\$10,650,027
Texas Tech	\$6,664,554
East Carolina-Brody	\$6,172,621
Central Florida	\$5,711,098
LSUHSC-S	\$5,438,358
<i>Comparison Group Average</i>	\$13,159,468

Source: AAMC Medical School Profile System (LCME Part I-A Annual Financial Questionnaire (AFQ))

Note: This report shows federal research grants and contracts for each medical school

United States Medical Licensing Examinations

AY2014-15

	USMLE Step 1	USMLE Step 2 CK	USMLE Step 2 CS
LSUHSC-S	95%	96%	97%
National Average Pass Rate	96%	95%	96%

Total Federal Research Grants and Contracts

Year: 2015

School	Total
Mississippi	\$30,682,367
Texas A & M	\$19,346,123
SUNY Upstate	\$19,213,681
South Carolina	\$10,322,130
South Alabama	\$10,054,525
West Virginia	\$9,253,665
Texas Tech	\$6,658,947
East Carolina-Brody	\$6,542,453
Central Florida	\$5,897,962
LSUHSC-S	\$5,535,771
<i>Comparison Group Average</i>	\$12,350,762

Source: AAMC Medical School Profile System (LCME Part I-A Annual Financial Questionnaire (AFQ))

Note: This report shows federal research grants and contracts for each medical school

United States Medical Licensing Examinations

AY2013-14

	USMLE Step 1	USMLE Step 2 CK	USMLE Step 2 CS
LSUHSC-S	93%	95%	96%
National Average Pass Rate	96%	97%	96%

Total Federal Research Grants and Contracts

Year: 2014

School	Total
Mississippi	\$29,400,254
SUNY Upstate	\$21,333,613
Texas A & M	\$17,969,933
West Virginia	\$12,413,283
South Carolina	\$11,566,831
South Alabama	\$9,794,593
Central Florida	\$8,582,765
LSUHSC-S	\$7,754,323
Texas Tech	\$6,315,370
East Carolina-Brody	\$5,950,557
<i>Comparison Group Average</i>	\$13,108,152

Source: AAMC Medical School Profile System (LCME Part I-A Annual Financial Questionnaire (AFQ))

Note: This report shows federal research grants and contracts for each medical school

United States Medical Licensing Examinations

AY2012-2013

	USMLE Step 1	USMLE Step 2 CK	USMLE Step 2 CS
LSUHSC-S	97%	99%	98%
National Average Pass Rate	96%	98%	98%

Total Federal Research Grants and Contracts

Year: 2013

School	Total
Mississippi	\$26,222,708
SUNY Upstate	\$23,814,858
Texas A & M	\$23,232,515
West Virginia	\$13,381,020
South Carolina	\$12,418,018
LSUHSC-S	\$10,411,379
South Alabama	\$10,079,921
Central Florida	\$8,439,275
East Carolina-Brody	\$6,734,871
Texas Tech	\$5,292,045
<i>Comparison Group Average</i>	\$14,002,621


Source: AAMC Medical School Profile System (LCME Part I-A Annual Financial Questionnaire (AFQ))

Note: This report shows federal research grants and contracts for each medical school

**Louisiana State University
Pennington Biomedical Research Center
Metric Data**



March 15, 2019



Pennington Biomedical Research Center

Executive Summary

Metric IV - Research Expenditures

Researchers at the Pennington Biomedical Research Center continued to perform well in 2018 in spite of gift, grant, and contract funding falling by 8.59% under 2017. Fewer proposals were submitted and funded in 2018 than 2017. The percentage of tenured and tenure-track faculty holding grants increased in 2018.

Pennington Biomedical's business model requires a stable base level of support to return grants and contracts on an order of 1:3. It will become increasingly difficult to sustain our excellent levels of grant and contract funding without a stable base. Nevertheless, we are pleased with the 2018 success in funded proposals.

Metric V - Technology Transfer

Licensing and Licensing Income for FY 2018 has increased from the previous fiscal year.

Legal fees for technology transfer have also decreased, reflecting Pennington Biomedical's new process of evaluating potential return on patents and licenses to curtail legal expenditures on technology that shows little promise for future return.

Metric VI - Revenues

Foundation total Assets are down and total Endowment value increased in 2018.

State appropriations decreased from FY 2018 to FY 2019 only slightly. State Appropriations per FTE decreased in FY 2018. State Appropriation as FTEs were also down as compared to 2017.

Our Auxiliary enterprise (PBRC Stores) is designed to break even in order to cover the costs of the operation and give our researchers best possible prices on research supplies and equipment. In 2018, the store did not achieve this goal; however the Store used fund balance from 2017 to cover expenditure overages. Another segment of business from our Pennington self-serve deli has been added to the stores Auxiliary. The store also no longer pays an annual lease payment to the Pennington Medical Foundation for rented space in the Basic Sciences Building, as the building now belongs to the Center. There is hope that these two changes will allow the store to become profitable again for 2019.

MISSION:

Our mission is to discover the triggers of chronic diseases through innovative research that improves human health across the lifespan--- helping people to live *Well* Beyond the Expected.

Pennington Biomedical Research Center


Metrics at a Glance

2017-2018

Legend:

Statistic	
High	X Y
Low	Z %

Most Recent Available
% Change from Previous Period



Increase from Previous Year

No change



Decrease from Previous Year

Metric IV Research Expenditures

Total Amount of Faculty Research (in thousands)	
50,167	38,836
38,192	↓ -6.8%

Research dollars per FTE for T/TT (in thousands)	
1,858	1,390
1,242	↓ -7.3%

Percent of T/TT faculty holding grants	
97.0%	87.1%
63.0%	↑ 29.0%

Total number of clinical trials or proposal funded	
151	81
81	↓ -34.1%

Total gifts, grants and contract funding (for research only)	
38,899	31,022
31,022	↓ -8.6%

Number of Total Gifts, Grant, and Contract Proposals submitted to potential sponsors.	
231	144
144	↓ -25.8%

Number of inventions disclosures received	
16	8
5	↓ -27.3%

Metric V Technology Transfer

Invention Disclosures	
11	8
5	↓ -27.3%

Licenses\Options Executed	
6	5
2	↑ 66.7%

New Patents Filed - Total	
20	10
2	↓ -50.0%

Active License Agreements	
25	25
5	⇒ 0.0%

Licenses Generating Income	
9	8
2	↓ -11.1%

Total Licensing Income	
83,503	29,954
9,090	↑ 69.5%

Metric VI Revenues

Total Endowment Value	
18,702,666	17,993,837
12,912,393	↑ 0.4%

Total payout from endowment	
794,889	777,705
354,131	↑ 0.4%

Foundations total Assets (\$ Amount)	
171,031,845	26,928,884
26,928,884	↓ -1.2%

State Appropriation per FTE employee	
54,233	54,233
28,680	↑ 20.9%

Net Revenue Generated from auxiliary enterprises	
104,444	-30,764
-66,190	↓ -129.5%

Pennington Biomedical Research Center

Metric IV. The following metrics will identify the effectiveness of campus research and technology transfer to benefit the state's economic development.

Field of Science & Engineering	<i>Dollars shown in thousands</i> FY 2012		<i>Dollars shown in thousands</i> FY 2013		<i>Dollars shown in thousands</i> FY 2014		<i>Dollars shown in thousands</i> FY 2015		<i>Dollars shown in thousands</i> FY 2016		<i>Dollars shown in thousands</i> FY 2017		<i>Dollars shown in thousands</i> FY 2018	
	Total	Federal	Total	Federal	Total	Federal	Total	Federal	Total	Federal	Total	Federal	Total	Federal
a. Engineering (Total)	0	0	0	0	0	0	0	0	0	0	0	0	0	0
(1) Aeronautical & astronautical	0	0	0	0	0	0	0	0	0	0	0	0	0	0
(2) Bioengineering/biomedical engineering	0	0	0	0	0	0	0	0	0	0	0	0	0	0
(3) Chemical	0	0	0	0	0	0	0	0	0	0	0	0	0	0
(4) Civil	0	0	0	0	0	0	0	0	0	0	0	0	0	0
(5) Electrical	0	0	0	0	0	0	0	0	0	0	0	0	0	0
(6) Mechanical	0	0	0	0	0	0	0	0	0	0	0	0	0	0
(7) Metallurgical & materials	0	0	0	0	0	0	0	0	0	0	0	0	0	0
(8) Other	0	0	0	0	0	0	0	0	0	0	0	0	0	0
b. Physical Sciences (Total)	0	0	0	0	0	0	0	0	0	0	0	0	0	0
(1) Astronomy	0	0	0	0	0	0	0	0	0	0	0	0	0	0
(2) Chemistry	0	0	0	0	0	0	0	0	0	0	0	0	0	0
(3) Physics	0	0	0	0	0	0	0	0	0	0	0	0	0	0
(4) Other	0	0	0	0	0	0	0	0	0	0	0	0	0	0
c. Environmental Sciences (Total)	0	0	0	0	0	0	0	0	0	0	0	0	0	0
(1) Atmospheric	0	0	0	0	0	0	0	0	0	0	0	0	0	0
(2) Earth sciences	0	0	0	0	0	0	0	0	0	0	0	0	0	0
(3) Oceanography	0	0	0	0	0	0	0	0	0	0	0	0	0	0
(4) Other	0	0	0	0	0	0	0	0	0	0	0	0	0	0
d. Mathematical Sciences (Total)	0	0	0	0	0	0	0	0	0	0	0	0	0	0
e. Computer Sciences (Total)	0	0	0	0	0	0	0	0	0	0	0	0	0	0
f. Life Sciences (Total)	46,644	23,441	48,185	24,951	50,167	25,582	44,887	21,248	45,157	22,054	41,686	24,450	38,836	20,398
(1) Agricultural	0	0	0	0	0	0	0	0	0	0	0	0	0	0
(2) Biological	46,644	23,441	48,185	24,951	50,167	25,582	44,887	21,248	45,157	22,054	41,686	24,450	38,836	20,398
(3) Medical	0	0	0	0	0	0	0	0	0	0	0	0	0	0
(4) Other	0	0	0	0	0	0	0	0	0	0	0	0	0	0
g. Psychology (Total)	0	0	0	0	0	0	0	0	0	0	0	0	0	0
h. Social Sciences (Total)	0	0	0	0	0	0	0	0	0	0	0	0	0	0
(1) Economics	0	0	0	0	0	0	0	0	0	0	0	0	0	0
(2) Political science	0	0	0	0	0	0	0	0	0	0	0	0	0	0
(3) Sociology	0	0	0	0	0	0	0	0	0	0	0	0	0	0
(4) Other	0	0	0	0	0	0	0	0	0	0	0	0	0	0
i. Other Sciences, not elsewhere classified (Total)	0	0	0	0	0	0	0	0	0	0	0	0	0	0
j. Total (sum of a through i)	46,644	23,441	48,185	24,951	50,167	25,582	44,887	21,248	45,157	22,054	41,686	24,450	38,836	20,398

Dollars shown in thousands

Pennington Biomedical Research Center

Metric IV. The following metrics will identify the effectiveness of campus research and technology transfer to benefit the state's economic development.

	<i>Dollars shown in thousands</i>	<i>Dollars shown in thousands</i>	<i>Dollars shown in thousands</i>	<i>Dollars shown in thousands</i>	<i>Dollars shown in thousands</i>	<i>Dollars shown in thousands</i>	<i>Dollars shown in thousands</i>
Faculty Research:	2011-2012	2012-2013	2013-2014	2014-2015	2015-2016	2016-2017	2017-2018
Total Amount of Faculty Research	46,644	48,185	50,167	44,887	40,633	40,484	37,543
Total number of T/TT faculty holding grants	29	32	27	33	32	27	27
Percent of T/TT faculty holding grants	63%	68%	77%	92%	97%	68%	87%
Research dollars per FTE for T/TT	1,608	1,506	1,858	1,360	1,270	1,499	1,390
Licenses/Patents:	2011-2012	2012-2013	2013-2014	2014-2015	2015-2016	2016-2017	2017-2018
Number of inventions disclosures received	5	10	8	5	9	11	8
Total license income	25.6	12.5	9.1	10.0	83.5	17.6	29.9
Total number of new patents filed	2	2	3	11	6	20	10
Total number of new licenses/options executed	2	5	6	4	8	3	5
Total number of start up companies	0	2	1	0	0	0	0
Total number of licenses generating revenue	3	1	6	8	13	9	8
Legal Fees	2011-2012	2012-2013	2013-2014	2014-2015	2015-2016	2016-2017	2017-2018
Expended	113.8	71.2	66.7	72.8	103.4	82.6	66.7
Reimburse	14.9	0.0	1.0	0.0	23.5	11.8	0.3
Percent increase in nonstate funds (for research only)	0.00%	9.35%	-5.56%	-12.51%	9.26%	-3.35%	-8.59%
Total number of clinical trials or proposal funded	151	139	117	125	134	123	81
Total gifts, grants and contract funding (for research only)	35,573	38,899	36,735	32,138	35,113	33,938	31,022
Number of Total Gifts, Grant, and Contract Proposals submitted to potential sponsors.	207	190	172	183	176	194	144

Pennington Biomedical Research Center

Metric V: Technology Transfer

(The following metric will provide technology transfer data.)

	2010-2011	2011-2012	2012-2013	2013-2014	2014-2015	2015-2016	2016-2017	2017-2018
Invention Disclosures	11	5	10	8	5	9	11	8
Licenses\Options Executed	5	2	5	6	3	6	3	5
New Patents Filed - Total	5	2	9	3	11	16	20	10
New Patents Filed - First in Family	*	*	*	*	*	4	3	2
US Patents Issued	2	1	0	2	1	3	5	3
Active License Agreements	7	7	10	8	5	24	25	25
Licenses Generating Income	2	3	5	6	8	9	9	8
Total Licensing Income	\$12,169	\$25,618	\$12,495	\$9,090	\$10,029	\$83,503	\$17,674	\$29,954
Start-up Companies Formed	1	0	2	0	0	0	0	0
Legal Fees Expended	\$40,789	\$113,767	\$71,153	\$66,991	\$72,753	\$103,426	\$82,560	\$66,679
Legal Fees Reimbursed	\$10,000	\$14,918	\$0	\$855	\$0	\$0	\$33,798	\$306
Percent of Expenses Reimbursed	25%	13%	0%	1%	0%	0%	41%	0%
Legal Fees as a % License Income	335%	444%	569%	737%	725%	124%	467%	223%
Cost per Patent Filed	\$8,158	\$56,884	\$7,906	\$22,330	\$6,614	\$6,464	\$4,128	\$6,668

LEGEND:

* = 2015-2016 was the first year to track

Pennington Biomedical Research Center

Metric VI. The following metrics will identify the campus maximization of revenue streams to support teaching, research and outreach.

	2011-2012	2012-2013	2013-2014	2014-2015	2015-2016	2016-2017	2017-2018
Total Endowment Value	\$ 16,161,886	\$ 17,073,786	\$ 18,702,666	\$ 18,296,079	\$ 17,267,898	\$ 17,930,513	\$ 17,993,837
Total payout from endowment	\$ 657,642	\$ 620,037	\$ 619,860	\$ 681,384	\$ 794,889	\$ 774,438	\$ 777,705
Total # of Foundations	2	2	2	2	2	2	2
Foundations total Assets (\$ Amount)	\$ 93,288,954	\$ 96,147,747	\$ 99,886,938	\$ 94,566,314	\$ 86,521,834	\$ 27,264,508	\$ 26,928,884
State Appropriation per FTE employee	\$28,680	\$31,682	\$34,904	\$37,565	\$48,148	\$44,875	\$54,233
Net Revenue Generated from auxiliary enterprises	\$8,641	\$9,068	\$704	-\$38,452	-\$66,190	\$104,444	-\$30,764

Endowment Value equals the market value of of the endowment as of June 30 of the reporting year.

FTE- Full time equivalent

Payout from Endowment equal interest earned on endowment.

Gross Revenue Generated from Student Enrollment FTE equals revenue gain from student tuitions and fees.

Net Revenue Generated from Student Enrollment FTE equals gross revenue from enrollment headcount minus institutional supported financial aid.

Net Revenue from Auxiliary equal gross revenue generated from auxiliary enterprises minus debt services and other financial obligations.

FTEs Increased from 2016 to 2017 by 20.

Additional Footnotes from Foundations:

Pennington Medical Foundation (PMF):

1. PMF is on a calendar year basis (not fiscal year basis). Therefore, data provided by PMF is for calendar year 2006, 2007, 2008, 2009, 2010, 2011, 2012, 2013, 2014, 2016, 2017 and 2018.

2. The figures above are not all inclusive annual support from the PMF to the PBRC. The numbers above only represent direct support payments from the PMF to the PBRC. It does not include payments made to other third party entities, which support PBRC, and in comparison is a significant source of support to PBRC. The total program services support from PMF to PBRC, as verified on PMF's annual audit reports is as follows: 2006 - \$6,785,450 2007 - \$7,974,027 2008 - \$7,224,678 2009 - \$4,804,725 2010 - \$4,436,998 2011-\$3,283,536 2012-\$3,023,018 2013 - \$3,042,225 2014 - \$3,370,332 2015-\$2,636,357.

Pennington Biomedical Research Foundation (PBRF):

1. PBRF is on a fiscal year basis. The data provided by PBRF is for fiscal year ending June 30, 2007, 2008, 2009, 2010, 2011, 2012, 2013, 2014, 2015, 2016, 2017, and 2018.

2. The figures above are not all inclusive annual support from the PBRF to the PBRC. The numbers above only represent direct support payments from the PBRF to the PBRC. It does not include payments made to other third party entities, which support PBRC, and in comparison is a significant source of support to PBRC. The total program services support from PBRF to PBRC, as verified on PBRF's annual audit reports is as follows: 2007 - \$1,390,874 2008 - \$1,387,373 2009 - \$1,740,912 2010 - \$1,765,635 2011 - \$2,114,326 2012-\$2,698,542 2013-\$1,945,364 2014-\$1,759,249 2015 - \$3,371,262 2016-\$3,000,290.

3. Total payout from endowment equals amount expended (private and state) by the Foundation for the endowed chair and professorship program. Note, this amount is also included in the total annual giving number since the Foundation's endowment payout is paid directly to PBRC each year.

"Total Endowment Value" above does not include investments of the Pennington Medical Foundation, since it does not technically have a donor restricted permanent endowment. If you would like to include its investments, they are as follows for the Pennington Medical Foundation: 2006 - \$98,645,860 2007 - \$93,335,450 2008 - \$34,403,153 2009 - \$34,121,588 2010 - \$33,661,631 2011-\$31,360,922 2012-\$31,868,025 2013-\$31,945,263 2014-\$30,237,886 2015-\$10,118,717, 2016-\$1,301,095, and 2017-\$1,017,966.

Table I: Affiliated Off-Campus Sites

LSU System Campus	Name of Affiliated Off- Campus Site	Gross Revenue Generated by Affiliate Campus	Net Revenue Generated by Affiliated Campus	\$ Amount Contributed Back to Campus by Affiliated Off-Site Campus

Table II: Board of Regent Support Funds

LSU System Campus	Name of Support Fund	Endowment	Market Value (\$ Amount)	
PBRC	Pennington Biomedical Research Foundation		\$ 12,911,811	6/30/2009
			\$ 14,525,800	6/30/2010
			\$ 16,789,443	6/30/2011
			\$ 15,945,024	6/30/2012
			\$ 16,793,280	6/30/2013
			\$ 18,223,894	6/30/2014
			\$ 17,781,570	6/30/2015
			\$ 16,737,872	6/30/2016
			\$ 17,332,131	6/30/2017
			\$ 17,344,525	6/30/2018

Table III: Summary of Campus Foundations

LSU System Campus	Foundation	Total Assets (\$ Amount)		
PBRC	Pennington Medical Foundation	\$ 142,343,899	12/31/2007	
	(Audited Calendar Year End)	\$ 76,902,339	12/31/2008	
		\$ 75,142,473	12/31/2009	
		\$ 73,352,420	12/31/2010	
		\$ 69,781,598	12/31/2011	
		\$ 69,779,174	12/31/2012	
		\$ 67,729,187	12/31/2013	
		\$ 64,839,815	12/31/2014	
		\$ 59,791,361	12/31/2015	
		\$ 1,322,509	12/31/2016	
		\$ 1,031,971	12/31/2017	
PBRC	Pennington Biomedical Research Foundation			
	(Audited Fiscal Year End)	\$ 23,940,215	6/30/2007	
		\$ 23,753,946	6/30/2008	
		\$ 19,521,632	6/30/2009	
		\$ 21,728,366	6/30/2010	
		\$ 24,226,596	6/30/2011	
		\$ 23,507,356	6/30/2012	
		\$ 26,368,573	6/30/2013	
		\$ 32,157,751	6/30/2014	
		\$ 29,726,499	6/30/2015	
		\$ 26,730,473	6/30/2016	
		\$ 25,941,999	6/30/2017	
		\$ 25,896,913	6/30/2018	

Pennington Biomedical Research Center

National Benchmark Report

	Total Number of NIH Awards 2015	Total Dollar Amount NIH Awards 2015
Pennington Biomedical Research Center		
Wistar Institute (Pennsylvania)		
Oklahoma Medical Research Foundation		
J. David Gladstone Institutes (California)		
Buck Institute for Age Research (California)		

**Report to LSU Board of Supervisors:
All Campuses Last 3 Years**

Capital Improvements Projects above \$175,000

Updated February 14, 2019

	2018-2019		AMOUNT APPROVED	FUNDS SOURCE	APPROVED BY	APPROVAL DATE
LSU	Foster Hall Renovations		\$470,000	Other Ancillary Self-Generated Revenues	Exec. VP Layzell	07/10/18
	Hill Memorial Library Roof Replacement		\$490,000	Ancillary Self-Generated Revenues	Exec. VP Layzell	09/27/18
	Louisiana Animal Disease Diagnostic Laboratory 2nd Floor Lab Addition		\$633,600	School of Vet. Med. Self-Generated Revenue	Exec. VP Layzell	09/20/18
	Military Science Building Roof Replacement		\$860,000	Ancillary Self-Generated Revenues	Exec. VP Layzell	09/27/18
	PERTT Facility Building Repairs-Roof Replacement		\$337,733	Operational Funds	Exec. VP Layzell	12/14/18
	Pleasant Hall Renovation		\$490,000	Operational Funds	Exec. VP Layzell	10/25/18
	Student Health Center Subsurface Drainage Installation		\$360,000	Auxiliary Funds	Exec. VP Layzell	09/20/18
		Subtotal LSU	\$3,641,333			
AgCenter	Burden Museum & Gardens New Entrance Road		\$450,000	1/3 Burden Foundation, 1/3 AgCenter, 1/3 LSU	Exec. VP Layzell	01/10/19
		Subtotal AgCenter	\$450,000		Exec. VP Layzell	
LSUS	Cyber Collaboratory		\$450,000	Self-Generated (Student Tuition & Fee Revenues)	Exec. VP Layzell	08/21/18
	Student Veteran Resource Center		\$200,000	Self-Generated (Student Tuition & Fee Revenues)	Exec. VP Layzell	07/31/18
		Subtotal LSUS	\$650,000			
TOTAL CAPITAL PROJECTS APPROVALS 2018-2019			\$4,741,333			

**Report to LSU Board of Supervisors:
All Campuses Last 3 Years**

Capital Improvements Projects above \$175,000

Updated February 14, 2019

	2017-2018	AMOUNT APPROVED	FUNDS SOURCE	APPROVED BY	APPROVAL DATE
LSU	Alex Box Seating Bowl Waterproofing Budget Increase (original approval \$300,000)	\$436,700	Auxiliary Funds	Exec. VP Layzell	06/20/17
	Bernie Moore Track Pavilion	\$365,000	Auxiliary Funds	Exec. VP Layzell	05/15/17
	Choppin Hall 2nd Floor Laboratory Renovation	\$300,000	Self Generated Revenues & Operational Funds	Exec. VP Layzell	12/05/17
	Cub Complex Baseball Field Lighting	\$400,000	Auxiliary Funds	Exec. VP Layzell	11/28/17
	Dodson Hall HVAC Replacement	\$483,033	Auxiliary Funds	Exec. VP Layzell	03/26/18
	Environmental Test Chamber for Construction Management	\$225,000	Other- Departmental & Grant Funding	Exec. VP Layzell	12/18/17
	Football Operations Practice Field Video Tower Foundations	\$175,000	Auxiliary Funds	Exec. VP Layzell	11/28/17
	Natorium Toilet Suite Renovations	\$300,000	Auxiliary Funds	Exec. VP Layzell	08/10/17
	Natorium Toilet Suite Renovations budget increase	\$369,950	Auxiliary Funds	Exec. VP Layzell	08/17/17
	Open Jet Facility	\$255,750	Operational Funds	Exec. VP Layzell	02/19/18
	School of Veterinary Medicine budget increase from \$725,000 to \$851,000	\$851,000	Other- School of Vet. Med. cash reserve funds	Board of Regents	06/06/18
	Tiger Stadium Field Improvements 2017	\$400,000	Auxiliary Funds	Exec. VP Layzell	02/19/17
	Tiger Stadium East Renovations for Concessions	\$458,570	Auxiliary Funds	Exec. VP Layzell	06/20/17
	Vet Med Annex 193A Cage Washer Room Renovations	\$275,000	Operational Funds	Exec. VP Layzell	02/19/17
	Welcome Center Renovations	\$350,000	Operational Funds	Exec. VP Layzell	08/11/17
	Subtotal LSU	\$5,645,003			
AgCenter	Audubon Sugar Institute Roof Replacement	\$496,830	Other-LSU Ancillary Self-Generated Revenue	Exec. VP Layzell	05/08/18
	Equipment Storage Building- Rice Research Building	\$300,000	Other- Rice Research Board Grant	Exec. VP Layzell	11/19/17
	Rice Mill Equipment Installation	\$200,000	Technology Funds	Exec. VP Layzell	03/26/18
	Warehouse Renovations for Food Incubator Bottline Line	\$495,000	Self-Generated Funds	Exec. VP Layzell	09/07/17
	Subtotal AgCenter	\$1,491,830		Exec. VP Layzell	11/20/17
HSCNO	AHSON 3rd & 4th Floor Renovation	\$350,000	Operational Funds	Exec. VP Layzell	10/25/17
	Human Development Center Infant Room Renovation	\$250,000	Self- Generated Funds- Unrestricted Funds	Exec. VP Layzell	10/25/17
	Seton Building Entrance Lobby Renovation	\$350,000	Self- Generated Funds- Unrestricted Funds	Exec. VP Layzell	11/28/17
	Seton Building 2nd Floor Office Renovation- ULL Pharmacy	\$285,000	Self- Generated Funds- Unrestricted Funds	Exec. VP Layzell	02/26/18
	Seton Building 1st Floor Office Renovation	\$478,125	Self- Generated Funds- Unrestricted Funds	Exec. VP Layzell	10/25/17
	Subtotal HSCNO	\$1,713,125			
HSCS	Medical School Educational Space Renovations Phase II	\$350,000	Wise Funding	Exec. VP Layzell	01/22/18
	Medical School Educational Space Renovations Phase I increase scope	\$495,000	Self- Generated Funds- Unrestricted Funds	Exec. VP Layzell	10/25/17
	Subtotal HSCS	\$845,000			
LSUS	HPE Roof Replacement	\$948,000	Self- Generated Funds- from MBA Prgram, BOR Emergency Funds, and BOR Other DM Funds	Exec. VP Layzell	03/01/18
	Subtotal LSUS	\$948,000			
TOTAL CAPITAL PROJECTS APPROVALS 2017-2018		\$9,797,958			

**Report to LSU Board of Supervisors:
All Campuses Last 3 Years**

Capital Improvements Projects above \$175,000

Updated February 14, 2019

	2016-2017	AMOUNT APPROVED	FUNDS SOURCE	APPROVED BY	APPROVAL DATE
LSU	Alex Box Overflow Parking	\$300,000	Auxiliary Funds	Exec. VP Layzell	05/08/17
	Alex Box Seating Bowl Waterproofing	\$300,000	Auxiliary Funds	Exec. VP Layzell	02/10/17
	Alex Box Suite Level Toilet Addition	\$250,000	Auxiliary Funds	Exec. VP Layzell	12/18/16
	Allen Hall Basement Classroom & Corridor Renovations	\$480,000	Auxiliary Funds	Exec. VP Layzell	03/30/17
	Beach Volleyball Staff Area Renovation	\$297,169	Auxiliary Funds	Exec. VP Layzell	04/11/17
	Design Building Emergency Utility & Courtyard Repairs	\$400,000	Auxiliary Funds	Exec. VP Layzell	04/18/17
	Dub Robinson Stadium Beach Volleyball Renovations revised budget	\$229,100	Auxiliary Funds	Board of Regents	01/17/17
	Environmental Abatement of the East Stadium Dormitory	\$240,000	Auxiliary Funds	Exec. VP Layzell	09/28/16
	Environmental Abatement of the South Stadium Dormitory	\$190,000	Auxiliary Funds	Exec. VP Layzell	09/28/16
	Middleton Library South Side Basement Waterproofing	\$450,000	Auxiliary Funds	Exec. VP Layzell	04/11/17
	Roof Replacement, Military Science Building	\$570,000	Other-Facility Use Fees	Exec. VP Layzell	10/19/16
	Soccer Complex Locker Room Addition & Renovation	\$462,941	Auxiliary Funds	Exec. VP Layzell	03/06/17
	Student Health Center Phase I Fire Damage Renovations	\$480,750	Insurance Claim	Exec. VP Layzell	10/05/16
	Student Health Center Phase I Fire Damage Renovations revised	\$580,000	Insurance Claim	Board of Regents	11/07/16
	Tiger Field Improvements 2017	\$400,000	Auxiliary Funds	Exec. VP Layzell	02/10/17
	Tiger Stadium- Concession Power Enhancements	\$400,000	Auxiliary Funds	Exec. VP Layzell	12/13/16
	Tiger Stadium- Field Power Enhancements	\$300,000	Auxiliary Funds	Exec. VP Layzell	12/13/16
	Vet Med Annex 193A Cage Washer Room Renovations	\$275,000	Operational Funds	Exec. VP Layzell	01/24/17
	Vet Med Equine Recovery Renovations	\$275,000	Operational Funds	Exec. VP Layzell	01/24/17
	Vet Med LADDL Classroom Addition (Build-Out)	\$180,000	Operational Funds	Exec. VP Layzell	10/17/16
	Vet Med Library Renovations	\$725,000	Other- School of Vet. Med. cash reserve funds	Exec. VP Layzell	07/11/16
	Vet Med Raptor Flight Cage	\$250,000	Other- Donor Funds	Exec. VP Layzell	03/22/17
	West Campus Apts Interior Paint Bldgs 1-2-3-4	\$180,000	Auxiliary Funds	Exec. VP Layzell	02/23/17
	West Lavelle Interior Paint Gldgs #457-458	\$177,500	Auxiliary Funds	Exec. VP Layzell	03/05/17
	Subtotal LSU	\$8,392,460			
AgCenter	Rice Research Station Office Building Addition-Renovation	\$400,000	Self-Generated Funds	Exec. VP Layzell	10/19/16
	Warehouse Renovations for Food Incubator Bottline Line	\$495,000	Self-Generated Funds	Exec. VP Layzell	09/07/17
	Subtotal AgCenter	\$400,000		Exec. VP Layzell	
HSCNO	Dental Clinic 8th Floor Oral Pathology Office and Laboratory Renovation	\$250,000	Self-Generated Funds	Exec. VP Layzell	10/25/17
	Dental School 3rd Floor Reception and Waiting Area Renovation	\$450,000	Self-Generated Funds	Exec. VP Layzell	10/25/16
	Dental School Patient Parking Lot	\$365,000	Self-Generated Funds- Unrestricted Funds	Exec. VP Layzell	05/05/16
	Land Acquisition Square First District New Orleans	\$55,000	Unrestricted Funds	Board of Regents	03/06/17
	MEB Mechanical Upgrade of Air Handling Units 6A-6D and Exhaust Systems	\$495,768	Self-Generated Funds	Exec. VP Layzell	10/25/16
	Medical Education Building 3rd Floor Conversion of AHU's 3D and 3C to Variable A	\$490,000	Self-Generated Funds	Exec. VP Layzell	09/27/16
	Medical Education Building Team-Based Classroom Renovation	\$495,000	Self-Generated Funds	Exec. VP Layzell	11/16/16
	Subtotal HSCNO	\$2,600,768			

**Report to LSU Board of Supervisors:
All Campuses Last 3 Years**

Capital Improvements Projects above \$175,000

Updated February 14, 2019

	2016-2017		AMOUNT APPROVED	FUNDS SOURCE	APPROVED BY	APPROVAL DATE
HSCS	Medical School Educational Space Renovations		\$495,000	Wise Funding	Exec. VP Layzell	12/09/16
		Subtotal HSCS	\$495,000			
LSUE	Acadian Center Renovation		\$225,000	Auxiliary Funds	Exec. VP Layzell	10/17/16
		Subtotal LSUE	\$225,000			
LSUS	Student Success Center		\$372,500	Other- Student Success Center Fees	Exec. VP Layzell	09/27/16
	Student Success Center Reapproval		\$470,192	Other- Student Success Center Fees	Board of Regents	04/04/17
		Subtotal LSUS	\$372,500			
TOTAL CAPITAL PROJECTS APPROVALS 2016-2017			\$12,485,728			

**Report to LSU Board of Supervisors:
All Campuses Last 3 Years**

Design Contracts

Updated February 14, 2019

	2018-2019 Design Contracts		Designer Fee	Reimbursables or other fees	Revised Total	Designer	Approved by	Approval Date
LSU A&M	Design Building Skylight Replacement		\$78,798	\$4,700		Post Architects	AVP Danny Mahaffey	07/12/18
	Lab School Entry Project		\$24,547	\$2,500		Tipton Assoc.	AVP Danny Mahaffey	12/13/18
	Student Health Moisture Issues		\$39,691	\$9,300		Wynn White Consulting Engineers	AVP Danny Mahaffey	09/19/18
	Student Union Tiger Card Office Renovation		\$22,706	\$2,000		GraceHebert Architects	AVP Danny Mahaffey	02/12/19
	Vet School Master Plan Proposal		\$40,000	Actual Cost		Tipton Assoc.	AVP Danny Mahaffey	09/19/18
	Vet School Toilet Room Renovation at 2 1st Floor Student Locker Rooms		\$34,026	\$1,000		Bradley-Blewster Assoc.	AVP Danny Mahaffey	01/23/19
		Subtotal	\$239,768	\$19,500	\$0			
LSU A&M	HP Long Field House Renovations		\$1,664,371			Remson Aley Herpin Architects/ Tipton Assoc.	Architect Selection Board	11/27/18
	La. Animal Disease Diagnostic Laboratory (LADDL) 2nd Floor Lab Addition		\$40,495			GD Architecture	Architect Selection Board	11/27/18
		Subtotal	\$1,704,866	\$0	\$0			
		Total LSU A&M	\$1,944,634	\$19,500	\$0			
AgCenter	Efferson Hall Conference Room Renovation		\$10,438	\$500	\$10,938	Domain Architecture	AVP Mahaffey	07/12/18
		Total AgCenter	\$10,438	\$500	\$10,938			
HSCS	Medical School B-Building HVAC Replacement		\$284,231			John J. Guth Assoc.	Engineer Selection Board	11/27/18
		Total HSCS	\$284,231	\$0	\$0			
LSUS	Technology Center Cyber Collaboratory Project		\$42,671	\$4,500		Sutton Beebe Babin Architects	AVP Mahaffey	09/21/18
	Veterans Resource Center		\$20,397	\$0	\$0	Sutton Beebe Babin Architects	AVP Mahaffey	08/20/10
		Total LSUS	\$63,068	\$4,500	\$0			
TOTAL ALL CAMPUSES 2018-2019			\$2,302,371	\$24,500	\$10,938			

**Report to LSU Board of Supervisors:
All Campuses Last 3 Years**

Design Contracts

Updated February 14, 2019

	2017-2018 Design Contracts	Designer Fee	Reimbursables or other fees	Revised Total	Designer	Approved by	Approval Date	
LSU A&M	Central Plant CW Piping Assessment & Repair	\$35,029			Infinity Engineering Consultants	AVP Danny Mahaffey	03/19/18	
	College of Science Program Refinement	\$39,400	\$1,500		Holly & Smith Architects	AVP Danny Mahaffey	02/14/18	
	Dodson Hall HVAC Bidding through CA	\$19,897			Jerry M. Campbell & Assoc.	AVP Danny Mahaffey	03/15/18	
	Open Jet Proposal (Old River Model Facility)	\$13,661			Forte Tablada	AVP Danny Mahaffey	7/172017	
	PERTT Building Phase I Repairs	\$42,753	\$500		Neal Johnson	AVP Danny Mahaffey	05/18/18	
	South Stadium Drive Sewer Improvements	\$27,364	\$11,950		Boyd Holmes Engineering	AVP Danny Mahaffey	08/17/17	
	SVM La. Animal Disease Diagnostic Laboratory (LADDL) 2nd Floor Lab	\$39,246	\$1,000		Foil Wyatt	AVP Danny Mahaffey	08/23/17	
	Student Union Interior	\$19,492			GraceHebert Architects, APAC	AVP Danny Mahaffey	06/15/18	
	Tiger Stadium Concession Additional Design Services	\$22,000			Nesbit & Assoc.	AVP Danny Mahaffey	01/23/18	
	Tiger Stadium South Stadium Rail Replacement	\$42,307			Wardlaw & Lasseigne	AVP Danny Mahaffey	04/04/18	
	University Administration Building Boardroom Lighting Upgrades	\$13,000			AST Engineers	AVP Danny Mahaffey	10/17/17	
	University High Baseball Field Lighting Project	\$35,320			Nesbit & Assoc.	AVP Danny Mahaffey	10/27/17	
	University Lab School Foundation/Lounge Space	\$15,238	\$1,500		Tipton Assoc.	AVP Danny Mahaffey	09/13/17	
		Subtotal	\$364,707	\$16,450	\$0			
	Design Building Skylight	\$78,798			Post Architects	Architect Selection Board	06/06/18	
	Hebert Law Center Roof Replacement	\$41,981			BE-CI, Inc. & Neal Johnson, AJV	Architect Selection Board	09/28/17	
	Memorial Tower Renovations	\$382,941			Jerry M. Campbell & Assoc., APAC	Architect Selection Board	09/28/17	
	Stephenson Veterinary Hospital	\$607,315			Tipton Assoc. APAC in Association with Architect 449	Architect Selection Board	09/28/17	
	Tiger Stadium Field and Drainage Replacement	\$141,954			Manchac Consulting Groups	Engineer Selection Board	07/27/17	
	Subtotal	\$1,174,191	\$0	\$0				
	Total LSU A&M	\$1,538,898	\$16,450	\$0				
AgCenter	Audubon Sugar Institute Roof Replacement	\$51,383		\$0	Jerry M. Campbell & Assoc.	AVP Mahaffey	07/24/17	
	Burden Museum and Gardens Urban Farm Proposal	\$17,750	\$750	\$0	Suzanne Turner & Assoc.	AVP Mahaffey	07/10/17	
	Animal & Food Science Laboratory Shaka Retort & Steam Generator for Lab 100	\$11,668			Henry C. Eyre, Jr., P.E.	AVP Mahaffey	12/18/17	
	Total AgCenter	\$80,801	\$750	\$0				
HCS D	Lallie Kemp Medical Center Chiller Plant Upgrade	\$44,365	\$0	\$0	Howell Consultants	AVP Mahaffey	10/26/17	
	Total Lallie Kemp	\$44,365	\$0	\$0				
LSUE	Library Renovations for New Testing Center	\$13,500	\$1,500	\$0	The Sellers Group	AVP Mahaffey	11/15/17	
	Total LSUE	\$13,500	\$1,500	\$15,000				
LSUS	Replace Roof, Health & Physical Education Building	\$57,424	\$0	\$0	Sutton Beebe Babin Architects	Architect Selection Board	06/06/18	
	Total LSUS	\$57,424	\$0	\$0				
TOTAL ALL CAMPUSES 2017-2018		\$1,734,988	\$18,700	\$15,000				

**Report to LSU Board of Supervisors:
All Campuses Last 3 Years**

Design Contracts

Updated February 14, 2019

	2016-2017 Design Contracts	Designer Fee	Reimbursables or other fees	Revised Total	Designer	Approved by	Approval Date
LSU A&M	Alex Box 3rd Floor Kitchen HVAC	\$11,484	\$0	\$0	Henry C. Eyre, Jr., PE	Asst. VP Mahaffey	12/09/16
	Alex Box Seating Waterproofing	\$29,728	hourly basis	\$0	GraceHebert Architects	Asst. VP Mahaffey	01/06/17
	Alex Box Suite Level Toilet Addition, HVAC at Concourse Toilets, Film Editing at	\$44,624	\$4,200	\$0	GraceHebert Architects	Asst. VP Mahaffey	10/17/16
	AP Tureaud Sr. Hall Stucco Repairs and Roof Replacement	\$33,568	\$1,000	\$0	GD Architecture	Asst. VP Mahaffey	09/06/16
	Beach Volleyball Renovations	\$25,184	\$2,000	\$0	Holly & Smith Architects, APAC	Asst. VP Mahaffey	09/15/16
	Champions Substation- Main Breaker Coordination Study Proposal	\$27,125	\$0	\$0	Chicago Bridge & Iron	Asst. VP Mahaffey	05/15/17
	Chilled Water Investigation	\$88,937	\$0	\$0	Atkins North America	Asst. VP Mahaffey	11/22/16
	College of Arts & Design Master Plan Study	\$38,500	\$1,000	\$0	Eskew+Dumez+Ripple	Asst. VP Mahaffey	09/08/16
	Design Building Courtyard Emergency Repairs`	\$35,115	\$10,675	\$0	Boyd Holmes Engineering	Asst. VP Mahaffey	10/24/16
	Food Animal Area Renovation Programming & Preliminary Design	\$16,200	\$400	\$0	Susan Sharp Design	Asst. VP Mahaffey	03/01/17
	Foster Hall Basement Renovation	\$34,211	actual cost	\$0	Tipton Assoc. APAC	Asst. VP Mahaffey	08/18/16
	Hill Memorial Library Roof Replacement	\$39,543	\$0	\$0	Neal Johnson	Asst. VP Mahaffey	09/15/16
	Himes Hall 1st Floor Restroom Renovation	\$14,903	\$1,500	\$0	GD Architecture	Asst. VP Mahaffey	09/15/16
	Howe Russell E313	\$13,925	\$1,000	\$0	Holly & Smith Architects, APAC	Asst. VP Mahaffey	09/06/16
	Libraries Road Map & Master Plan Revision & Program New Library reapproved	\$44,000	\$0	\$49,480	McMillan Pazdan Smith	Asst. VP Mahaffey	09/26/16
	Main Plant Assessment	\$69,159	\$0	\$0	Atkins North America	Asst. VP Mahaffey	05/02/17
	Middleton Library Basement Waterproofing South Side	\$46,938	\$0	\$0	Watts Didier Architects, LLS	Asst. VP Mahaffey	02/14/17
	Prescott Hall 1st Floor Restroom Renovation	\$14,435	\$1,500	\$0	GD Architecture	Asst. VP Mahaffey	10/13/16
	Renewable Natural Resources Roof Replacement	\$40,402	\$1,000	\$0	Tipton Assoc. APAC	Asst. VP Mahaffey	09/23/16
	Roger Ogden Honors College ID Signage & Site Master Plan	\$28,800	\$5,000	\$33,800	Tipton Assoc. APAC	Asst. VP Mahaffey	05/09/17
	Steam Piping Distribution Branch System Replacement	\$42,950	\$0	\$0	Moses Engineers	Asst. VP Mahaffey	11/21/16
	Student Health Center Fire Damage Repair Renovations Phase II	\$105,173	\$7,500	\$0	Remson Haley Herpin Architects	Asst. VP Mahaffey	06/23/16
	Tiger Stadium East Renovations for Concessions	\$43,030	\$2,500	\$0	Holly & Smith Architects, APAC	Asst. VP Mahaffey	09/06/16
	Tiger Stadium Field Power Enhancements	\$26,181	\$1,500	\$0	Ritter Mayer Architects	Asst. VP Mahaffey	12/08/16
	Welcome Center Renovations	\$30,457	\$5,500	\$35,957	Remson Haley Herpin Architects	Asst. VP Mahaffey	05/09/17
	Subtotal	\$944,572	\$46,275	\$119,237			
	Classroom Expansion and Renovation, School of Veterinary Medicine	\$236,785	\$0	\$0	Bradley-Blewster & Assoc.	Architect Selection Board	01/25/17
	Facility Upgrades, Carl Maddox Field House	\$270,302	\$0	\$0	Holden Architects APC	Architect Selection Board	09/22/16
	Fire Damage Repairs- Phase 2, Student Health Center East Building	\$112,875	\$0	\$0	Watts Didier Architect	Architect Selection Board	02/22/17
	Refurbishment of Library, LSU School of Veterinary Medicine	\$76,086	\$0	\$0	Chenevert Architects	Architect Selection Board	09/22/16
	Renovation Dub Robinson Tennis Stadium	\$163,589	\$0	\$0	BCB Architects	Architect Selection Board	09/22/16
	Renovation of Laboratory, School of Veterinary Medicine	\$202,013	\$0	\$0	Washer Hill Lipscomb Cabaniss Architecture	Architect Selection Board	02/22/17
	Replace Cooling Tower and Pumps, Central Utilities Plant	\$144,570	\$0	\$0	IMC Consulting Engineers	Architect Selection Board	03/21/17
	Replace, Sewer Line	\$95,197	\$0	\$0	Owen & White	Architect Selection Board	03/21/17

**Report to LSU Board of Supervisors:
All Campuses Last 3 Years**

Design Contracts

Updated February 14, 2019

	Roof Replacement Natatorium Building		\$110,433	\$0	\$0	Ritter Maher Architects	Architect Selection Board	09/22/16
	Roof Replacement, Military Science Building		\$53,414	\$0	\$0	Jerry M. Campbell & Assoc., APAC	Architect Selection Board	09/22/16
	Tiger Park Indoor Practice Facility		\$244,971	\$0	\$0	Remson Haley Herpin Architects	Architect Selection Board	02/22/17
	Upgrade Mechanical System, Pete Maravich Assembly Center		\$108,901	\$0	\$0	Henry C. Eyre, P.E. Inc.	Architect Selection Board	03/21/17
		Subtotal	\$1,819,136	\$0	\$0			
		Total LSU A&M	\$2,763,708	\$46,275	\$119,237			
			Designer Fee	Reimbursables or other fees	Revised Designer Fee	Designer	Approved by	Approval Date
AgCenter	Botanical Research & Development Center		\$18,860	actual cost	\$0	Crump Wilson Architects	Asst. VP Mahaffey	01/30/17
	Audubon Sugar Institute Mechanical Upgrades		\$17,290	\$500	\$0	AST Engineers	Asst. VP Mahaffey	03/16/17
	Redesign Restroom Burden Trees & Trails Structural Engineering		\$12,000	\$0	\$0	Fox-Nesbit Engineering	Asst. VP Mahaffey	02/15/17
	Rice Research Station Office Building Addition		\$36,432	\$4,000	\$0	GD Architecture	Asst. VP Mahaffey	09/14/16
		Total AgCenter	\$84,582	\$4,500	\$0			
HSCNO	Repurposing Interim Hospital		\$2,617,709	\$0	\$0	Eskew Dumez ripple	Architect Selection Board	11/29/16
		Total HSCNO	\$2,617,709	\$0	\$0			
HSCS	Medical School Educational Space Renovations		\$55,465	\$0	\$0	Prevot Design Services, APAC	Asst. VP Mahaffey	12/02/16
	Replacement of Cooling Towers, D-Building Medical School Power Plant		\$163,540	\$0	\$0	John J. Guth Assoc.	Engineer Selection Board	09/15/16
		Total HSCS	\$219,005	\$0	\$0			
LSUA	Roof Replacement Chambers Hall		\$21,172	\$0	\$0	Ashe Broussard Weinzettle Architects	Asst. VP Mahaffey	01/09/17
	Roof Replacement University Center		\$18,666	\$0	\$0	Ashe Broussard Weinzettle Architects	Asst. VP Mahaffey	01/25/17
		Subtotal	\$21,172	\$0	\$0			
	Fire Sprinkler System Evaluation and Repair Mulder Hall		\$22,622	\$0	\$0	John J. Guth Assoc.	Direct Appointment	10/14/16
		Subtotal	\$22,622	\$0	\$0			
		Total LSUA	\$43,794	\$0	\$0			
LSUE	Roof Replacement Health & Technology Building		\$40,840	\$0	\$0	The Sellers Group	Asst. VP Mahaffey	12/09/16
	Replacement of Fume Hoods, Science Laboratory Classroom		\$149,193	\$0	\$0	Associated Design Group	Engineer Selection Board	03/21/17
		Total LSUE	\$190,033	\$0	\$0			
LSUS	Student Success Center		\$41,540	\$0	\$0	Prevot Design Services, APAC	Asst. VP Mahaffey	10/11/16
	Reroof, Noel Library		\$40,273	\$0	\$0	Sutton Beebe Babin Architects	Architect Selection Board	02/22/17
		Total LSUS	\$81,813	\$0	\$0			

**Report to LSU Board of Supervisors:
All Campuses Last 3 Years**

Design Contracts

Updated February 14, 2019

TOTAL ALL CAMPUSES 2016-2017	\$6,000,644	\$50,775	\$119,237
------------------------------	-------------	----------	-----------

2013-2014	
LSU A&M	
	Alex Box Stadium Grandstand Canopy Bird Control System- Misc. Items
	Allen Hall Building Elevator Installation
	Choppin Hall-Williams Emergency Power Modifications
	Dalrymple Drive Roundabout Reapproval
	Department Relocation
	Design Building Skylight
	Duemite Room Renovations
	Engineering Shops HVAC Replacement
	Faculty Club Hotel Guestroom Renovation
	Faculty Club Renovation, Furniture, Fixtures & Equipment
	Firemen Training Center New laundry Building
	Geology Field Camp- 3 projects
	Greenhouse Program
	Library Master Planning and Feasibility Study Services
	Nicholson Hall Window and Door Replacement
	Parking Study Update
	Parking Study Update- Revised Scope
	School of Veterinary Medicine Facility Planning and Programming
	Small Animal Clinic Admissions Asbestos Removal added to existing project
	Stucco Repair LSU Campus Main Quad
	Temporary Gym Floor and Office Relocation
	U-High Bleacher & Press Box Addition
	U-High Football Field Re-Lighting AST 13-06-5 Revised Scope Fee Proposal
	Vet School Primary Care Clinic Modular Building Study
	Burden- Visitors Center and Outreach Facility Program Completion Renderings
	Tree House at Woodland Garden Schematic Design Burden Center
	Warehouse for Food Incubator
	Subtotal LSU A&M
	Total All Campuses 2013-2014

(Contracts are with the State of Louisiana)

2013-2014	
LSU A&M	
	Choppin Hall Annex, Fifth Floor Build-Out
	Evangeline Hall Renovation
	New Greek House

Patrick Taylor Hall Renovation, Planning and Contraction
Renovation and Addition Press Building
Reroof CAMD and Office Building 1
Roof Replacement Student Health Center
Subtotal LSU A&M
LSU Health Care Services Division
Air Handler Replacement University Hospital & Clinics Lafayette General Health
Demolition of Earl K. Long Hospital Facility
New Emergency Generator and Chillers
Replacement of Air Handlers & Chillers, W.O. Moss Memorial Health Clinic
Subtotal LSU Health Care Services Division
LSU Health New Orleans
Renovations Dental School Simulation Lab and Pre-Clinical Teaching Lab
Subtotal LSU Health New Orleans
LSU Health Shreveport
Boiler Replacement
Inpatient Critical Care Renovation
Subtotal LSU Health Shreveport
Total All Campuses 2013-2014

Designer Fee	Reimbursables or other fees	Revised Designer Fee	Designer
\$27,179			GraceHebert Architects
\$52,444	\$7,500		Remson Haley Herpin Architects
\$12,821	\$500		Assaf, Simoneaux, Tauzin & Associates, Inc.
\$52,140	\$11,600	\$61,095	CSRS
\$20,000			Tipton Associates APAC
\$44,474	\$400		Bani, Carville & Brown, LLC
\$11,407			GraceHebert Architects
\$36,276			IMC Consulting Engineers
\$49,280			Coleman Partners Architects, LLC
\$17,000			Coleman Partners Architects, LLC
\$14,400			GD Architecture, LLC
\$13,500	\$800		CRP Architects
\$25,385	\$1,500		GD Architecture, LLC
\$44,000			McMillan Pazdan Smith
\$48,627	\$7,500		Watts Didier Architects, LLC
\$38,400	\$5,000		Walker Parking Consultants
\$38,400	\$5,000	\$44,400	Walker Parking Consultants
\$17,477			Foil Wyatt Architects & Planners
\$4,342			Foil Wyatt Architects & Planners
\$48,625			Jerry M. Campbell & Associates, APAC
\$19,676			GraceHebert Architects
\$34,002	\$3,000	\$39,291	Lionel F. Bailey, AIA
\$20,800			Assaf, Simoneaux, Tauzin & Associates, Inc.
\$17,770			Crump Wilson Architects
\$19,750			GD Architecture, LLC
\$17,200	\$1,300		LLC
\$19,750			Futch Design Associates
\$765,125	\$44,100	\$144,786	
\$765,125	\$44,100	\$144,786	

Contract Amount	Reimbursables or other fees	Revised Contract Amount	Designer
\$423,511			with HDR
\$137,544		\$1,026,496	Chenevert Architects
\$373,993		\$391,118	Post Architects, LLC

\$863,049		\$7,350,347	LLC/Perkins+Will
\$205,116		\$221,603	Cockfield Jackson Architects
\$42,886		\$42,886	Watts Didier Architects, LLC
\$63,425		\$65,603	Remson Haley Herpin Architects
\$2,109,524	\$0	\$9,098,053	
\$113,507		\$0	Ritter Consulting Engineers, Ltd.
\$93,609			Domain Architecture, APAC
\$124,631		\$128,031	Poche Prouet Associates
\$110,114		\$115,866	Associated Design Group, Inc.
\$441,861	\$0	\$243,897	
\$347,455			Blitch Knevel Architects, LLC
\$347,455	\$0	\$0	
\$313,690			Purtle & Associates, Inc.
\$359,685			LLC
\$673,375	\$0	\$0	
\$3,572,215	\$0	\$9,341,950	

Approved by	Approval Date
Asst. VP Mahaffey	10/21/13
Asst. VP Mahaffey	02/12/14
Asst. VP Mahaffey	12/13/13
Asst. VP Mahaffey	04/10/14
Asst. VP Mahaffey	04/10/14
Asst. VP Mahaffey	06/10/14
Asst. VP Mahaffey	04/09/14
Asst. VP Mahaffey	03/27/14
Asst. VP Mahaffey	07/10/13
Asst. VP Mahaffey	08/09/13
Asst. VP Mahaffey	01/28/14
Asst. VP Mahaffey	01/10/14
Asst. VP Mahaffey	05/08/14
Asst. VP Mahaffey	10/08/13
Asst. VP Mahaffey	02/18/14
Asst. VP Mahaffey	02/03/14
Asst. VP Mahaffey	03/13/14
Asst. VP Mahaffey	05/05/14
Asst. VP Mahaffey	04/10/14
Asst. VP Mahaffey	02/26/14
Asst. VP Mahaffey	01/31/14
Asst. VP Mahaffey	06/02/14
Asst. VP Mahaffey	07/01/13
Asst. VP Mahaffey	10/31/13
Asst. VP Mahaffey	02/13/14
Asst. VP Mahaffey	01/03/14
Asst. VP Mahaffey	01/10/14

Approved by	Contract Date
Designer Selected by Architect Selection Board	11/20/13
Designer Selected by Architect Selection Board	07/30/13
Designer Selected by Architect Selection Board	11/20/13

Designer Selected by Architect Selection Board	09/26/13
Designer Selected by Architect Selection Board	11/20/13
Designer Selected by Architect Selection Board	11/20/13
Designer Selected by Architect Selection Board	04/15/14
Designer Selected by Engineer Selection Board	02/26/14
Designer Selected by Architect Selection Board	11/20/13
Designer Selected by Engineer Selection Board	11/07/13
Designer Selected by Engineer Selection Board	12/18/13
Designer Selected by Architect Selection Board	04/15/14
Designer Selected by Engineer Selection Board	02/26/14
Designer Selected by Architect Selection Board	01/21/14

**Report to LSU Board of Supervisors:
All Campuses Last 3 Years**

Grants of Mineral Rights

Updated February 14, 2019

2018-2019															
Campus that Benefits	Sale Date	State Lease #	Leased to:	Operated by	Release Date	Parish	Section, Township, Range	Acres Bid	Lease Term	Cash Bonus	Price Per Acre	Rentals/Year	Royalty	Accepted Acres	Accepted Bonus
n/a															
2017-2018															
Campus that Benefits	Sale Date	State Lease #	Leased to:	Operated by	Release Date	Parish	Section, Township, Range	Acres Bid	Lease Term	Cash Bonus	Price Per Acre	Rentals/Year	Royalty	Accepted Acres	Accepted Bonus
n/a															
2016-2017															
Campus that Benefits	Sale Date	State Lease #	Leased to:	Operated by	Release Date	Parish	Section, Township, Range	Acres Bid	Lease Term	Cash Bonus	Price Per Acre	Rentals/Year	Royalty	Accepted Acres	Accepted Bonus
n/a															

**Report to LSU Board of Supervisors:
All Campuses**

Other Agreements and Approval Request:

Updated February 14, 2019

2018-2019				
Document Type	Campus	Lessor or Seller or Assignor	Lessee or Buyer or Assignee	Related Agreements or Purpose
Approval of Nicholson Gateway Retail Lease	LSU	Nicholson Gateway Project, LLC	Simple Greek	Lease of Retail Space
Approval of Nicholson Gateway Retail Lease	LSU	Nicholson Gateway Project, LLC	Private Stock	Lease of Retail Space
Approval of Nicholson Gateway Retail Lease	LSU	Nicholson Gateway Project, LLC	General Health System (Baton Rouge General)	Lease of Retail Space
License Agreement for Use of Facilities and Premises	LSU	LSU BoS	Tiger Athletic	Tiger Stadium North End Zone Joint Repairs
License Agreement for Use of Facilities and Premises	LSU	LSU BoS	Tiger Athletic	Beach Volleyball Waterproofing Repairs
License Agreement for Use of Facilities and Premises	LSU	LSU BoS	Recital Hall LLC (REFF)	New Music Building Recital Hall Renovation
Concurrence to renewal of Long Term Lease with USDA for Honey Bee Research	AgCenter	LSU Agricultural Center	United State Government	Consent to the USDA exercising its option term to renew its existing 50 year Long Term Lease for a renewal term of 50 years beginning 7/1/2018. La. RS 17:3361 generally limits lease terms to a maximum of 99 years, this concurrence shall be deemed to be a concurrence for a renewal term of 49 years.
Second Amendment and Restated Ground Lease Agreement	LSU Eunice	LSU BoS	Bengal Village, LLC	Lease Agreements and related documents needed to transfer LSUE on-campus student housing from Eunice Student Housing Foundation the Bengal Village, LLC, the sole member of which is the LSU Real Estate and Facilities Foundation.
Memorandum of Lease- Second Amended and Restated Ground Lease	LSU Eunice	LSU BoS	Bengal Village, LLC	
Facilities Lease	LSU Eunice	LSU BoS	Bengal Village, LLC	
Memorandum of Lease- Facilities Lease	LSU Eunice	LSU BoS	Bengal Village, LLC	
Assignment and Assumption of Lease	LSU Eunice	Eunice Student Housing Foundation, Inc.	Bengal Village, LLC	
Act of Sale with Assumption of Mortgage	LSU Eunice	Eunice Student Housing Foundation, Inc.	Bengal Village, LLC	
Transfer of LSUE Manual Hall Annex Modular Building to LSUA for use by its soccer team.	LSU Eunice	LSU Eunice	LSU Alexandria	Approval to transfer between two LSU campuses in progress. LSU Eunice was no longer utilizing the building and did not need it. LSU Alexandria desires the building for use by the soccer team.
Determination of an Acceptable University Purpose for Donation of 3 parcels of property in Mandeville	LSU Health New Orleans	The Al Copeland Family Foundation	LSU Health Foundation New Orleans	A single owner would like to donate 3 parcels in Mandeville near the north end of the causeway bridge. Two parcels are undeveloped land in Mariners Village Subdivision total 21.43 acres. The third parcel is 7.6 acres and contains a marina.

**Report to LSU Board of Supervisors:
All Campuses**

Other Agreements and Approval Request:

Updated February 14, 2019

	2017-2018			
Document Type	Campus	Lessor or Seller or Assignor	Lessee or Buyer or Assignee	Related Agreements or Purpose
Act of Exchange	LSU	LSU BoS	New Schools for Baton Rouge	Exchange of properties of equal value to benefit both parties
Approval of Nicholson Gateway Retail Lease	LSU	Nicholson Gateway Project, LLC	Frutta Bowls	Lease of Retail Space
Approval of Nicholson Gateway Retail Lease	LSU	Nicholson Gateway Project, LLC	Matherne's	Lease of Retail Space
Approval of Nicholson Gateway Retail Lease	LSU	Nicholson Gateway Project, LLC	Starbucks	Lease of Retail Space
Approval of Nicholson Gateway Retail Lease	LSU	Nicholson Gateway Project, LLC	Wendy's	Lease of Retail Space
Consent to Amendment of Nicholson Gateway Lease	LSU	Nicholson Gateway Project, LLC	Matherne's	Amendment to Lease of Retail Space
Consent to Amendment of Nicholson Gateway Lease	LSU	Nicholson Gateway Project, LLC	Private Stock	Amendment to Lease of Retail Space
Consent to Amendment of Nicholson Gateway Lease	LSU	Nicholson Gateway Project, LLC	Starbucks	Amendment to Lease of Retail Space
Ground Lease and Construction Agreement	LSU	LSU BoS	Baton Rouge Speech & Hearing Foundation	Ground Lease Agreement for construction of Parking Lot
License for Use Agreement	LSU	LSU BoS	Tiger Athletic Foundation	Alex Box Batting Cage Facility Renovation and Expansion
License for Use Agreement	LSU	LSU BoS	Tiger Athletic Foundation	Athletics Administration Building Multi-Facility Tech Improvements
License for Use Agreement	LSU	LSU BoS	Tiger Athletic Foundation	Band Hall Renovation Agreement
License for Use Agreement	LSU	LSU BoS	Tiger Athletic Foundation	Beach Volleyball Waterproofing repairs
License for Use Agreement	LSU	LSU BoS	Tiger Athletic Foundation	Dr. Billy Cannon Statue Installation and Plaza
License for Use Agreement	LSU	LSU BoS	Tiger Athletic Foundation	Game Day Parking Improvements Levee Lot A
License for Use Agreement	LSU	LSU BoS	Tiger Athletic Foundation	Game Day Parking Improvements Levee Lot B
License for Use Agreement	LSU	LSU BoS	Tiger Athletic Foundation	Game Day Parking Improvements Project B
License for Use Agreement	LSU	LSU BoS	Tiger Athletic Foundation	Game Day Parking Improvements Project C
License for Use Agreement	LSU	LSU BoS	Tiger Athletic Foundation	Indoor Practice Field Lighting Improvements
License for Use Agreement	LSU	LSU BoS	Tiger Athletic Foundation	Indoor Practice Field synthetic turf
License for Use Agreement	LSU	LSU BoS	Tiger Athletic Foundation	Martin Broussard Hydrotherapy Pool Replacement and Renovation Project
License for Use Agreement	LSU	LSU BoS	Tiger Athletic Foundation	Natatorium LED Lighting project
License for Use Agreement	LSU	LSU BoS	Tiger Athletic Foundation	Tiger Stadium Concessions and Related Improvements
License for Use Agreement	LSU	LSU BoS	Tiger Athletic Foundation	Tiger Stadium Concessions Renovation & Expansion Phase II
License for Use Agreement	LSU	LSU BoS	Tiger Athletic Foundation	Tiger Stadium North End Zone Joint Repairs
License for Underground Pipeline	LSU	Illinois Center Railroad (CN Railroad)	LSU	Installation of 13.2" HDPE force main sewer under railroad
Consent to Assignment	AgCenter	Camterra Resources	Elm Grove Holdings	Oil & Gas Lease
License for Use Agreement	LSU Eunice	LSU Eunice	LSU at Eunice Foundation	Use of Space to construct Soccer Fields

**Report to LSU Board of Supervisors:
All Campuses**

Other Agreements and Approval Request:

Updated February 14, 2019

Determination of Acceptable University Purpose	LSU Health New Orleans	LSU Health Foundation of New Orleans		Purchase Agreement for Property at 2127 and 2133 Poydras St., New Orleans
Intent to Lease	LSU Health New Orleans	LSU Health New Orleans	LSU Health Foundation of New Orleans	Proposed Lease of OB-Gyn Building
Intent to Lease	LSU Health New Orleans	LSU Health New Orleans	LSU Real Estate & Facilities Foundation	Proposed Dental School Housing
Letter Agreement	LSU Health New Orleans	LSU Health New Orleans	Enwave Brookfield District Energy USA, LLC	Install 4" water line

**Report to LSU Board of
All Campuses Last 3 Years**

Property Leases

Updated February 14, 2019

2018-2019													
Campus	Lessor or Sublessor	Lessee or Sublessee	Location	Lease Purpose	BoS Appr.	Start	Lease Term	Sq. Ft.	Annual Rental	Dollars / SF	Terms left	Length	Approved by
LSU A&M	LSU BoS	Electronic Arts	La.Digital Media Center	Amendment 1 extends terms	n/a	01/01/19	12/31/23	28,253	\$508,560.00	\$18.00			Exec. VP Layzell
LSU A&M	LSU BoS	Tiger Athletic Foundation	Alex Box	Construction of Alex Box Plaza	09/07/18	01/15/19	08/31/19	3,150	\$100.00				Pres. Alexander
LSU A&M	LSU BoS	Tiger Athletic Foundation	PMAC	Office & Storage Space	n/a	07/01/18	06/30/19	7,645	\$92,780.64	\$9.62	1	1-yr.	Pres. Alexander
LSU A&M	LSU BoS	Baton Rouge Parking	Tiger Stadium	S. Plaza Victory Recognition	09/08/17	12/15/15	08/31/19						Pres. Alexander
LSU A&M	LSU BoS	Louisiana State Police	LSP Training Facility	Forensic Research		09/14/18	09/13/13	.65 acres			5	1-yr.	Exec. VP Layzell
HCSO	The Foundation for the LSU Health Sciences Center	HCSO	2000 Tulane Avenue, New Orleans	Accountable Care Office, Option Term #3	n/a	11/01/15	04/30/22	6,108	\$138,453.00	\$11,537.75	0		Pres. Alexander
HSCNO	HSCNO	LSU Healthcare Network	Downtown Campuses	2nd & 3rd Amendments to Digital Signs lease	n/a	07/13/16	07/12/46				0		Pres. Alexander
HSCNO	HSCNO	LSU School of Med in NO Faculty Group Practice	Space in the Dental School Annex	Lease of spce for Ambulatory Surgery location	n/a	07/01/18	06/30/20	461	\$16,135.00	\$35.00	up to 4	1-yr.	Pres. Alexander
HSCNO	HSCNO	University Medical Center Management Corporation	S. Roman Street Garage	Lease for use of 207 parking spaces during construction of permanent parking	10/04/18	11/01/18	10/31/18		\$37,260.00		1 or more	1-yr.	Pres. Alexander
HSCNO	HSCNO	University of Louisiana Monroe College of Pharmacy	2025 Gravier Street	Lease of office space	05/06/16	12/01/18	11/30/23	3,437	24 mos @ \$11,1129.29, 36 mos @ \$5,012.29	24 mos @ \$38.80, 36 mos @ \$17.50	5	1-yr.	Pres. Alexander
HSCNO	HSCNO	University of Louisiana Monroe College of Pharmacy	2025 Gravier Street	Amendment 1 changes total construction cost	05/06/16	12/01/18	11/30/23	3,437	24 mos @ \$11,978.84, 36 mos @ \$5,012.29	24 mos @ \$41.82, mos @ \$17.50	5	1-yr.	Pres. Alexander
HSCS	Willis-Knighton Board of Supervisors	HSCS	Willis-Knighton Medical Center	Department of Psychology Outpatient Adolescent Clinic, Option Term 7	n/a	10/01/10	09/30/19	2,856	\$8,400.00	\$2.94	0		Pres. Alexander
LSUE	Board of Supervisors	Bengal Village LLC (REF)	Student Housing on Eunice Campus	2nd Amended and Restated Ground Lease		02/08/19	06/30/64	5.33 acres	\$1.00				Pres. Alexander
LSUE	LSUE	Keith Heinen	Agricultural Acreage on LSUE land	Agricultural Lease	n/a	02/01/19	01/31/22	83	\$1,660.00		2	1-yr.	Pres. Alexander

**Report to LSU Board of
All Campuses Last 3 Years**

Property Leases

Updated February 14, 2019

	2017-2018												
Campus	Lessor or Sublessor	Lessee or Sublessee	Location	Lease Purpose	BoS Appr.	Start	Lease Term	Sq. Ft.	Annual Rental	Dollars / SF	Terms left	Length	Approved by
LSU A&M	LA. Beta House Corp.	Congregation of Christ the King Church	Sublease of Fraternity House	Lease of empty Fraternity house to church group		03/05/18	08/31/19		\$20,400.00				
LSU A&M	LSU Alumni Association	LSU for Risk Management	Alumni Center	Risk Management Office Space									
LSU A&M	LSU BoS	Baton Rouge Speech & Hearing Foundation	Innovation Park	Amendment to revise terms of lease									Pres. Alexander
LSU A&M	LSU BoS	Emerge Center	South Campus	Ground Lease of additional property to construct parking		01/23/18	05/29/42	35,683			2	20 years	Pres. Alexander
LSU A&M	LSU BoS	LSU Foundation's Nicholson Gateway Project, LLC	Nicholson Gateway Building 500	Amendment 1 to Retail Sublease to add Rooftop Terrace to Retail Facilities		03/01/18		11,058					
LSU A&M	LSU BoS	LSU Foundation's Nicholson Gateway Project, LLC	Nicholson Gateway	Retail Facilities Sublease Agreement									
LSU A&M	LSU BoS	Tiger Athletic Foundation	Tiger Stadium	Amend Lease for Demo of South End Zone dorms									Pres. Alexander
LSU A&M	LSU BoS	Tiger Athletic Foundation	Bernie Moore Track Stadium	Remove & Replace existing surface		07/17/17	12/31/17		\$100.00				Pres. Alexander
LSU A&M	LSU BoS	Tiger Athletic Foundation	Football Operations Center	Renovation and Expansion Phase II		02/09/18	09/30/19		\$100.00				Pres. Alexander
LSU A&M	LSU BoS	Tiger Athletic Foundation	Alex Box Batting Cage	Renovation & Addition									
LSU A&M	LSU BoS	Tiger Athletic Foundation	Tiger Stadium Restroom Facilities	Phase II Renovations & Expansion									
AgCenter	AgCenter	Julien R. Stevens	Rosepine Research Station	farming (renewal of lease)	06/03/11	01/01/18	01/01/19	624.6 acres	\$20,100.00	n/a	3	1-year	n/a
AgCenter	Corpus Christi Church	AgCenter	2022 St. Bernard Ave.,	Option Term #2 for Cooperative Extension Service space	n/a	06/23/18	06/22/19	1,100	\$14,400.00	\$13.09	1	1-year	Pres. Alexander
AgCenter	NorthEast Educational Development Foundation	AgCenter	10284 Highway 17S, Oak Grove	Option Term #4 for Lease for Delta Rural Development Center	n/a	07/01/18	06/30/19	4,999	\$30,000.00	\$6.00	1	1-year	Pres. Alexander
HSCNO	LSU Health New Orleans	LSU Healthcare Network	Gravier Street, New Orleans	Amendment to provide additional services & additional rental at the UMOB	03/24/17	04/19/18		11,411	for details see Facility & Property Oversight				Pres. Alexander
HSCNO	University Medical Center Management Corp.	LSU BoS for HSCNO	2000 Canal Street, New Orleans	Lease of Space for Primary Care Clinic	n/a	04/24/18	04/23/19	257	\$46,380.00				Pres. Alexander
HSCS	Willis-Knighton Medical Center	HSCS	820 Jordan Street, Ste. 104, Shreveport	Option Term #5 for Outpatient Adolescent Clinic Lease	n/a	10/01/10	09/30/18	2,856	\$8,400.00	\$2.94	2	1-yr.	Pres. Alexander
HSCS	Willis-Knighton Medical Center	HSCS	820 Jordan Street, Ste. 104, Shreveport	Option Term #6 for Outpatient Adolescent Clinic Lease	n/a	10/01/10	09/30/19	2,856	\$8,400.00	\$2.94	1	1-yr.	Pres. Alexander
HSCS	Willis-Knighton Medical Center	HSCS Cardiothoracic Specialty Clinic	2751 Bicknell Drive, Shreveport	Mutual Agreement to Terminate lease- clinic relocated to State facility		07/01/11	11/30/17						Pres. Alexander

**Report to LSU Board of
All Campuses Last 3 Years**

Property Leases

Updated February 14, 2019

Campus	2016-2017 Lessor or Sublessor	Lessee or Sublessee	Location	Lease Purpose	BoS Appr.	Start	Lease Term	Sq. Ft.	Annual Rental	Dollars / SF	Terms left	Length	Approved by	
LSU A&M	LSU BoS	Star and Crescent Foundation, Inc. (Alumni of the LSU Gamma Chapter of Kappa Sigma)	15 Dalrymple Drive, Baton Rouge (Lot #5)	Fraternity House	n/a	01/10/17	07/01/65	n/a	\$10	n/a	n/a	n/a	Pres. Alexander	
LSU A&M	LSU BoS	Tiger Athletic Foundation (TAF)	Bernie Moore Track Stadium	Resurfacing	05/05/17	07/17/17	by 12/1/17	n/a	\$100 one-time	n/a	n/a	n/a	Pres. Alexander	
LSU A&M	LSU BoS	Tiger Athletic Foundation (TAF)	Tiger Stadium	Installation of a Distributed Television System	05/05/17	07/01/17	by 12/31/17	n/a	\$100 one-time	n/a	n/a	n/a		
LSU A&M	LSU BoS	Tiger Athletic Foundation (TAF)	Tiger Stadium	Amendment to Demo South Stadium Dormitories and Relocate Utilities and Paving	n/a	02/06/17	08/31/17	n/a	n/a	n/a	n/a	n/a	Pres. Alexander	
LSU A&M	Sublessor: Sigma Chi Alumni Association of La. Inc.	Sublessee: Beta Theta Pi Housing Corporation, LLC	27 Dalrymple Drive (Lot 16)	Fraternity House	n/a	01/06/17	07/31/17	n/a	\$27,000.00	n/a	1	1-year	Consent by Pres. Alexander	
AgCenter	Corpus Christi-Epiphany Roman Catholic Church	AgCenter	2022 St. Bernard Avenue, New Orleans	Orleans Parish Cooperative Extension Service office	n/a	06/23/17	06/22/18	1,100	\$14,400.00	\$13.09	1	1-year	Pres. Alexander	
AgCenter	LSU Agricultural Center	World Aquaculture Society	John M. Parker Coliseum Rooms 143, 165, 263, 265, 267	Office Space	n/a	07/01/16	06/30/21	956 sf	\$9,560	\$10.00	n/a	n/a	Pres. Alexander	
AgCenter	Northeast Educational Development Foundation (NEED)	AgCenter	Oak Grove, Louisiana	Delta Rural Development Center	n/a	07/01/17	06/30/18	4,999	\$30,000.00	\$6.00	2	1-year	Pres. Alexander	
HSCNO	LSU Health New Orleans	LSU School of Medicine in New Orleans Faculty Group Practice d/b/a/ LSU Healthcare Network	Portions of the HSC-NO Downtown Campus and the School of Dentistry Campus	Amendment to Digital Signage Leasee	n/a	07/13/16	07/12/46	no change	no change	no change	n/a	n/a	Pres. Alexander	
HSCNO	LSU Health New Orleans	LSU School of Medicine in New Orleans Faculty Group Practice d/b/a/ LSU Healthcare Network	Portions of the University Medical Office Building (UMOB) 2025 Gravier Street, New Orleans	Medical Offices	01/27/17	03/24/17	03/23/17	11,411	\$176,868	\$15.50		Auto Renewal unless 60 day prior written notice	1-year	Pres. Alexander
HSCS	Willis-Knighton Medical Center	LSU Health Shreveport	820 Jordon Street, Suite 104, Shreveport	HSCS Department of Psychiatry Outpatient Adolescent Clinic	n/a	10/01/16	09/30/17	2,856	\$25,200.00	\$2.94	3	1-year	Pres. Alexander	
Private Partner	University Health Shreveport (Sublessor)	Future State, LLC (Sublessee and a not-for-profit owned/controlled by the BRF)	1512 W. Kirby Place, Shreveport	Medical Offices	n/a	n/a	n/a	n/a	n/a	n/a	n/a	n/a	notice only	

**Report to LSU Board of Supervisors:
All Campuses Last 3 Years**

Schematic Design

Updated February 14, 2019

2018-2019				
Campus	Project	Architect	Approved by	Approval Date
LSU A&M	New Kappa Kappa Gamma Sorority House	Fusch Architects, Inc.	LSU Board of Supervisors	09/07/18
	Stephenson Veterinary Hospital	Tipton Associates	LSU Board of Supervisors	10/04/18
	Phi Kappa Psi Fraternity House	Coleman Partners Architects, LLC	LSU Board of Supervisors	11/02/18
2017-2018				
Campus	Project	Architect	Approved by	Approval Date
LSU A&M	Alex Box Batting Cage Renovations and Additions	GraceHebert Architects	LSU Board of Supervisors	03/16/18
2016-2017				
Campus	Project	Architect	Approved by	Approval Date
LSU A&M	Companion Animal Alliance	Antunovich Associates, Architects & Planners	LSU Board of Supervisors	12/01/16
	Tiger Park Indoor Batting Facility	Remson, Haley, Herpin Architects	LSU Board of Supervisors	03/17/17

**Report to LSU Board of Supervisors:
All Campuses Last 3 Years**

Servitudes

Updated February 14, 2019

2018-2019								
Campus/Lessor	Lessee	Servitude or Right-of-Way Location	Acreege	Payment	Length of Term	Type of Document	Approved by	Approval Date
AgCenter	Corps of Engineers	Right-of-entry for Flood Control		\$0.00	2 years	Statutory Notification of the Grant	5th La. Levee District & 5th La. Levee Bd.	10/1/18
LSU A&M	Entergy	S54-T7S-R1W East Bat Rouge Parish (Nicholson Gateway area)	unspecified		Permanent	Right-of-Way	Pres. Alexander	6/27/2018
2017-2018								
Campus/Lessor	Lessee	Servitude or Right-of-Way Location	Acreege	Payment	Length of Term	Type of Document	Approved by	Approval Date
AgCenter	ExxonMobil Pipeline	Ben Hur Research Station				Survey Permit	Pres. Alexander	6/4/18
AgCenter	Franklin Parish Police Jury	at LSUE Campus near LA Hwy 755, Eunice	4.64 acres		Temporary Construction	Servitude	Pres. Alexander	10/2/2017
HSCNO	Entergy New Orleans, Inc.	2021 Perdido Street, New Orleans			Permanent	Right-of-Way	Chancellor Hollier	4/29/2018
HSCNO	Entergy New Orleans, Inc.	2025 Gravier Street, New Orleans			Permanent	Right-of-Way	Chancellor Hollier	4/29/2018
HSCS	City of Shreveport	1414 Claiborne Ave., Shreveport		\$300.00	Temporary Construction	Servitude	Pres. Alexander	6/4/2018
HSCS	City of Shreveport	6670 St. Vincent Avenue, Shreveport		\$500.00	Permanent	Utility Servitude	Pres. Alexander	5/9/2017
2016-2017								
Campus/Lessor	Lessee	Servitude or Right-of-Way Location	Acreege	Payment	Length of Term	Type of Document	Approved by	Approval Date
LSU A&M	Entergy	at Old LSU Golf Course	.23 acres	\$1.00	unspecified	Right-of-Way	Pres. Alexander	12/2/2016
LSU A&M	Entergy	at Old Print Shop	690' x 16'		unspecified	Right-of-Way	Pres. Alexander	12/2/2016
LSU A&M	Entergy	Terrebonne Parish at LSUE Campus near LA Hwy 755, Eunice	4 Tracts: 3.202 acres; .227 acres; .107 acres; and 3.300 acres	\$515.78	permanent	Right-of-Way	Pres. Alexander	4/20/2017
LSU at Eunice	CLECO				1 year with two (2) 1-year options	Right-of-Way		Cancelled
LSU Health Care Services Division	Entergy	Terrebonne Parish	1 Tract: 3.07220 acres	\$100.00	permanent	Right-of-Way	Deputy CEO Buie	3/10/2017
LSU Health Shreveport	City of Shreveport	6670 St. Vincent Avenue		\$500.00	permanent	Utility Servitude	Pres. Alexander	5/9/2017
Pennington Biomedical Research Center	City of Baton Rouge	Sidewalk Servitude	.021 acres	none	perpetual	Sidewalk Servitude	Pres. Alexander	11/2/16

Report to LSU Board of Supervisors: Timber Sales
All Campuses Last 3 Years

Updated February 14, 2019

2018-2019								
Campus	Location	Parish	Buyer	Acreage	Payment	Designated Timber to be Removed:	Approved by	Approval Date
n/a								
2017-2018								
Campus	Location	Parish	Buyer	Acreage	Payment	Designated Timber to be Removed:	Approved by	Approval Date
n/a								
2016-2017								
Campus	Location	Parish	Buyer	Acreage	Payment	Designated Timber to be Removed:	Approved by	Approval Date
AgCenter	Lee Memorial Forest, Franklinton, LA	Washington	Sassafras Timber	152 acres	Approximately \$46,412	24 acres of total tree removal, 26 acres marked timber thinning and 102 acres first thinning.	Exec. VP Layzell	10/3/2016
AgCenter	Bob R. Jones Idlewild Research Station, Clinton, LA	East Feliciana	Good Hope, Inc.	2 sites: 33 acres and 20 acres	approximately \$71,950	Pine & hardwood saw timber & hardwood pulpwood	Exec. VP Layzell	8/3/2016

**Report to LSU Board of Supervisors:
All Campuses Last 3 Years**

Transfers of Title to Immovable Property

Updated February 14, 2019

2018-2019						
Campus	Transfer Description	Value	State ID	Site Code	Approved by	Transfer Date
LSU A&M	Act of Donation for the Improvements constructed to the existing office space of the University Lab School's administration offices	\$123,218			Pres. Alexander	10/02/18
LSU A&M	Act of Donation by the LSU Property Foundation and Acceptance by LSU of design development services for restoration & renovation to the LSU Memorial Tower and adjacent plazas	\$568,725			Pres. Alexander	10/12/18
LSU A&M	Act of Donation of Natatorium Lighting by Tiger Athletic Foundation to LSU	\$312,444			Pres. Alexander	12/17/18
LSU A&M	Act of Donation of Dr. Billy Cannon Statue Installation and Plaza	\$268,296			Pres. Alexander	12/04/18
LSU A&M	Property Exchange between LSU & Louisiana National Guard	Equivalent value			Pres. Alexander	11/20/18
LSU A&M	Purchase of 604 West Roosevelt Property	\$155,708			Pres. Alexander	09/11/18
AgCenter	Act of Donation by LSU Property Foundation to AgCenter of Grant Parish Property	\$63,300			Pres. Alexander	12/12/18
LSUE	Transfer of LSUE Manual Hall Annex Building to LSUA				in process	
HSCNO	Act of Donation by LSU Health Foundation and Acceptance of Property at 526 S. Roman St., New Orleans	\$187,000			Pres. Alexander	02/01/18
HSCNO	Purchase of 4 Properties on South Galvez, 424-426, 428-430, 432-434, and 436-438	\$1,054,962			Pres. Alexander	12/17/18
2017-2018						
Campus	Transfer Description	Value	State ID	Site Code	Approved by	Transfer Date
LSU A&M	Act of Donation Band Hall Renovations Project	\$66,051		2-17-014	Pres. Alexander	02/09/18
LSU A&M	Act of Donation Game Day Parking Improvements in Levee Lot A (for 96 RV's)	\$367,167		2-17-014	Pres. Alexander	02/09/18
LSU A&M	Act of Donation Game Day Parking Improvements Levee Lot B (for 149 RV's)	\$574,791		2-17-014	Pres. Alexander	02/09/18
LSU A&M	Act of Donation Game Day Parking Improvements Project B (for 636 cars)	\$1,044,678		2-17-014	Pres. Alexander	02/09/18
LSU A&M	Act of Donation Game Day Parking Improvements Project C (for 1,118 cars)	\$261,169		2-17-014	Pres. Alexander	02/09/18
LSU A&M	Act of Donation Multi-Facility Technology Improvements Project B	\$578,294		2-17-014	Pres. Alexander	02/09/18
LSU A&M	Act of Donation of Capital Improvements to Mike the Tigers Habitat	\$1,190,717		2-17-014	Pres. Alexander	02/09/18
LSU A&M	Act of Donation of Football Indoor Field Lighting Improvements and Termination of License Agreement for Use of Facilities and Premises	\$295,000		2-17-014	Pres. Alexander	09/20/17
LSU A&M	Act of Donation of Football Indoor Practice Facility Synthetic Turf Replacement and Termination of License Agreement for Use of Facilities & Premises	\$550,934		2-17-014	Pres. Alexander	09/20/17
LSU A&M	Act of Donation of Pleasant Hall Grand Lawn Improvements from the Admissions and Recruiting Center, LLC.	\$181,768		2-17-014	Pres. Alexander	10/26/17
LSU A&M	Act of Donation of PMAC Renovations and Improvements to Restroom Facilities and Termination of License for Use of Facilities and Premises	\$332,769		2-17-014	Pres. Alexander	09/20/17
LSU A&M	Act of Donation of Tiger Stadium for Capital Improvement-South End Zone: demolition of South End Zone Dormitory & related mechanical, electrical & plumbing work.	\$2,425,782		2-17-014	Pres. Alexander	02/09/18
LSU A&M	Act of Donation PMAC LED Lighting Project	\$389,065		2-17-014	Pres. Alexander	02/09/18
LSU A&M	Exchange of Property with New Schools for Baton Rouge- LSU transfers approximately 10 acres located at GSRI to NSBR in exchange for State Street Property				Pres. Alexander	09/20/17
AgCenter	Cash Sale between Division of Administration, Facility Planning and Control, LSU AgCenter and Tensas Parish Police Jury of AgCenter's 61 acres in Tensas Parish	\$207,400			Pres. Alexander	12/13/17
HSCNO	Act of Donation by the LSU Health Foundation of Property at 526 S. Roman Street, New Orleans	\$187,000			Pres. Alexander	02/15/18
HSCNO	Purchase of Property at 2129-2131 Gravier Street, First District, New Orleans	\$445,000			Pres. Alexander	12/19/17
HSCNO	Purchase of Property at 429 S. Roman Street, New Orleans	\$520,000			Pres. Alexander	06/04/18

**Report to LSU Board of Supervisors:
All Campuses Last 3 Years**

Transfers of Title to Immovable Property

Updated February 14, 2019

2016-2017						
Campus	Transfer Description	Value	State ID	Site Code	Approved by	Transfer Date
LSU A&M	Act of Donation of Football Operations Facility Nutrition Fueling Station Installation and Termination of License for Use of Facilities and Premises	\$153,424			Pres. Alexander	10/24/16
LSU A&M	Act of Donation of LSU Golf Practice Facility and Termination of Facilities Use Agreement	\$337,413			Pres. Alexander	10/24/16
LSU A&M	Act of Donation of LSU Women's Gymnastics Practice Facility and Termination of Lease Agreement	\$12,424,090			Pres. Alexander	03/31/16
LSU A&M	Act of Donation of Phase I Work for the Renovation and Expansion of the LSU Football Operations Building	\$4,500,000			Pres. Alexander	08/10/16
LSU A&M	Act of Donation of PMAC Lighting Renovations and Improvements and Confirmation of Termination of License for Use of Facilities and Premises	\$161,713			Pres. Alexander	02/17/17
HCSO	Proposed Sale of approximately 2.414 ± acres of vacant property at 5275 Airline Highway, Baton Rouge to Capital Area Transit System (CATS) for use as a transit hub	appraised at \$235,000			Approved at May BoS meeting	in process
HCSO-HCSNO	Addendum to the Memorandum of Understanding Transferring Properties from HCSO to HCSNO to transfer five additional properties.	not stated	various		Pres. Alexander	10/18/16
HCSO-HCSNO	Second Addendum to the Memorandum of Understanding Transferring Properties from HCSO to HCSNO to transfer one additional property	not stated	S09928		Pres. Alexander	11/21/16
HCSNO	Act of Donation of Equipment for the School of Dentistry Pre-Clinical Simulation lab	\$3,199,322			Pres. Alexander	06/06/17
HCSNO	Purchase of Land Square 440- 1800 Gravier Street	\$310,000			Pres. Alexander	04/13/17
HCSNO	Purchase of Land Square 440- 1828 Gravier Street	\$55,000			Pres. Alexander	03/08/17

Louisiana State University
Office of Internal Audit

Internal Audit Summary

Fiscal Year 2019, 1st Quarter

Table of Contents

Multi-Campus

Encryption/Data Security Review 1

Social Engineering Review..... 2

Louisiana State University and A&M College

University Lab School..... 3

Louisiana State University Health Sciences Center Shreveport

Feist Weiller Cancer Center Financial Operations 5

Louisiana State University Health Care Services Division

Operational and Financial Controls Review..... 6

Internal Audit Summary

Fiscal Year 2019, 1st Quarter

Multi-Campus

Encryption/Data Security Review (Eminere Group)

Audit Initiation:

This review originated as a scheduled audit from the FY 2018 Board-approved audit plan, and was conducted by Eminere Group.

Audit Scope and Objectives:

This audit had the following objectives:

- Determine if appropriate encryption strategies are in place
- Evaluate control effectiveness – determine if encryption policies and procedures are being adhered to and are operating as designed to protect sensitive data
- Identify strengths and potential weaknesses in existing practices and deployed technologies

This review was performed from May to June 2018 and included all LSU campuses.

Audit Findings and Recommendations:

The level of IT security risk for higher education has significantly surged over the past couple of years due to increased dependency on information technology (IT), volume of data managed, threats from malicious actors (ransomware, theft of intellectual property, PII breaches, etc.), and regulatory/contractual requirements. Utilizing encryption for critical data at rest and in transit is one key control to effectively and efficiently manage some of these risks. It is therefore critical that LSU maintain a balanced security framework that provide appropriate controls and oversight for Protected and Restricted data.

This review of encryption practices at LSU identified a total of 18 areas for improvement, of which 14 were classified as a “High” risk and four (4) as a “Moderate” risk. These weaknesses could have a major impact on LSU’s IT security posture and operations.

Internal Audit Summary

Fiscal Year 2019, 1st Quarter

The areas for improvement are mainly due to weak IT governance and foundational IT process related to IT security risk management, privileged account/encryption key management, roles/responsibilities for Owners/ Stewards/Custodians and IT asset management.

Management's Response and Corrective Action Plan:

Due to the number of areas of improvements impacting several levels (enterprise, campus, IT departments) within LSU and the weak foundational IT processes in several areas, the timeframe to address these will require significant resources over a 2-3 years period. Management at each campus generally agreed with the recommendations and have responded with corrective actions plans to address the identified issues.

Social Engineering Review (Eminere Group)

Audit Initiation:

This review originated as a scheduled audit from the FY 2018 Board-approved audit plan, and was conducted by Eminere Group.

Audit Scope and Objectives:

This audit had the following objectives:

- Determine LSU's susceptibility to various threats and exposure
- Determine the effectiveness of employee training and adherence to security policies
- Identify strengths and potential weaknesses in existing practices and deployed technologies

This review was performed from May to June 2018 and included all LSU campuses. The test plan was comprised of the following two activities:

- On-campus social engineering campaign and USB devices
- Phishing email campaign

Internal Audit Summary

Fiscal Year 2019, 1st Quarter

Audit Findings and Recommendations:

The level of IT security risk for higher education has significantly surged over the past couple of years due to increased dependency on Information Technology (IT) and threats from malicious actors (ransomware, theft of intellectual property, etc.). In general, the organization's overall IT security awareness posture is in "need of improvement" in several areas mainly related to formal policies, procedures and security awareness programs. The Social Engineering testing resulted in successful access to many sensitive areas and IT data centers. In addition, employees willingly inserted USB-removable devices into their computers and opened the test file. The phishing email campaign resulted in 10% of the users clicking on the email link which is on par with statistics from all industries. A total of five (5) areas for improvement were identified of which four (4) were classified as a "High" risk and one (1) as a "Moderate" risk. These weaknesses could have a major impact on LSU's operation.

Management's Response and Corrective Action Plan:

Management at each campus generally agreed with the recommendations and have responded with corrective actions plans to address the identified issues.

Louisiana State University and A&M College

University Lab School

Audit Initiation:

This review originated as a management request in accordance with the FY 2018 Board-approved audit plan.

Audit Scope and Objectives:

The primary objective of the audit was to evaluate the LSU University Lab School's (ULS) controls over the management of agency accounts and the athletic camp/summer program funds, including associated compensation. The scope included operations and related documentation for the period July 1, 2016, through March 31, 2018, as well as material information brought to our attention during the course of the audit.

Internal Audit Summary

Fiscal Year 2019, 1st Quarter

Audit Findings and Recommendations:

We identified control weaknesses regarding agency accounts, conflicts of interest, administration of both the aftercare program and summer camps. As a result, we provided management with the following recommendations:

- Deposit funds derived from ULS-related activities into the appropriate University account. Funds deposited in agency accounts, which should be limited in number, must be consistent with the agency purpose and intent.
- Take appropriate actions regarding employees' attempts to circumvent University policy related to the aftercare program and consult General Counsel in making a determination as to any external reporting that may be required.
- Consult General Counsel in making the appropriate determinations for any actions deemed necessary, including those to remedy any actual or apparent conflicts of interest and any external reporting required related to the employee's participation in activities involving his spouse's business as well as acceptance of complimentary travel.
- Review practices and, with assistance from College of Human Sciences and Education (CHSE), Office of Finance & Administration and/or LSU Accounting Services, make the necessary changes to ensure proper administration of University revenues generated by the aftercare program.
- Ensure compliance with applicable policies and regulations regarding disclosure/approval of outside employment and proper administration of summer camps.

Management's Response and Corrective Action Plan:

Management concurred with our recommendations and is in the process of implementing corrective action plans, which will be fully completed by April 30, 2019.

Internal Audit Summary

Fiscal Year 2019, 1st Quarter

Louisiana State University Health Sciences Center Shreveport

Feist-Weiller Cancer Center financial operations

Audit Initiation:

This review originated as a scheduled audit from the FY 2018 Board-approved audit plan.

Audit Scope and Objectives:

The scope of this audit included FWCC financial transactions for the period of July 1, 2013, through June 30, 2017. Detailed testing regarding the accuracy of financial data was not performed due to the lack of necessary information and explanations provided by FWCC management. Internal Audit did not receive all of the information and explanations necessary for the completion of the planning phase of the audit. Additionally, the information that was provided was incomplete and contained errors. As a result, we could not perform detailed testing or provide reasonable assurance regarding significant aspects of FWCC's financial operations.

Findings and Recommendations:

Based on the testing that we were able to perform, we noted issues and made recommendations to address the following:

- Governance of FWCC financial operations did not include adequate controls to properly segregate duties; monitor revenues and expenditures; and report and document employee leave and work hours. We recommended that controls be implemented to mitigate the risks associated with these areas.
- Controls are not adequate to ensure that use of Legacy funds achieve both the donor's and the University's goals to promote cancer research. We recommended that a standardized process be implemented to ensure review and approval of all proposed budgets, and that detailed supporting documentation be maintained to justify line items and significant variances from past budgets.

Internal Audit Summary

Fiscal Year 2019, 1st Quarter

- Project accounting and tracking of SWOG (Southwest Oncology Group and NCORP (National Cancer Institute Community Oncology Research Program) grant funds are not separately accounted for in PeopleSoft. This comingling of funds limits the tracking and reconciling of revenues and expenditures for each grant. We recommended that separate accounts be established for each SWOG and NCORP grant to facilitate tracking of revenues and expenditures.

Management's Response and Corrective Action Plan:

Management concurred with our recommendations and is in the process of reorganizing the financial operations at FWCC, which they plan to have in place by June 30, 2019.

Louisiana State University Health Care Services Division

Operational and Financial Controls

Audit Initiation:

This review originated as a scheduled audit from the FY 2018 Board-approved audit plan.

Audit Scope and Objectives:

The objective of this review was to document the processes related to operational and financial controls. We performed limited testing of transactions, their support documentation, and approvals.

Audit Findings and Recommendations:

We noted issues and made recommendations related to the following:

- Financial losses occurred in FY's 2017 and 2018, and without future revenue streams the recurring deficits are projected to continue. We recommend that management develop a plan to address the ongoing financial deficits in order to eliminate the need to use reserves for operations.

Internal Audit Summary

Fiscal Year 2019, 1st Quarter

- HCSD does not follow LSUHSC-NO policies and procedures for expenditures and payrolls. Our testing disclosed errors in payroll documents and in payment of expenses from an imprest account. We recommended that management implement controls to ensure that existing policies and procedures for expenditures and payroll are followed; and that the imprest petty cash account be discontinued.

Management's Response and Corrective Action Plan:

Management partially concurred with our recommendations and is in the process of incorporating corrective actions going forward.

INDEX REGULAR BOARD MEETING
JANUARY 25, 2019

1.	Call to Order and Roll Call	1
2.	Invocation and Pledge of Allegiance	1
3.	Approval of the Minutes of the Board Meeting held on November 2, 2018	2
4.	Reports from Council of Staff Advisors and Council of Faculty Advisors	2
5.	President's Report	2
6.	Reports to the Board	2
7.	Committee Reports	2 - 10
8.	Chairman's Report	10
9.	Adjournment	10

MINUTES
REGULAR BOARD MEETING
JANUARY 25, 2019 - MORNING

1. Call to Order and Roll Call

Mr. James Williams, Chairman, called to order the Regular Board Meeting of the Board of Supervisors of Louisiana State University and Agricultural and Mechanical College in the University Center Ball at Louisiana State University in Shreveport on January 25, 2019.

The office administrator called the roll.

Present:

Mr. James Williams, Chair
Ms. Mary Werner, Chair-Elect
Mr. Glenn Armentor
Mr. Jack "Jay" Blossman, Jr.
Mr. Blake Chatelain
Mr. Robert S. Dampf
Ms. Valencia Sarpy Jones
Mr. Stewart Lockett
Mr. James W. Moore, Jr.
Mr. Remy Voisin Starns
Mr. Jimmie Woods

Absent:

Mr. Stephen Perry, Past Chair
Mr. Ronnie Anderson
Mr. B. Wayne Brown
Mr. Robert "Bobby" Yarborough

Also present for the meeting were the following: Dr. F. King Alexander, President of LSU; Mr. Trey Jones, LSU Managing Attorney; LSU officers and administrator from their respective campuses; faculty representative; interested citizens and representatives of the news media.

Public Comments

There were two individuals registered for public comment

Dr. Dock Voorhies of LSU Shreveport presented Mr. Williams, Board Chairman, with the LSU Shreveport MLK I.C.E. Award.

Janet Hays presented a comment on the Charity Hospital Redevelopment Project.

Invocation and Pledge of Allegiance

Lauren Hills, an LSUS student, gave the invocation. Megan Crews, an LSUS student, led the Pledge of Allegiance.

Carlos Spaht, an LSUS Faculty member, gave a few remarks about the LSUS campus life.

3. Approval of the Minutes of the Board Meeting held on December 7, 2018

Upon motion of Mr. Lee Mallet, seconded by Mr. Jay Blossman, the Board voted unanimously to approve the Minutes of the Regular Board Meeting held on December 7, 2018.

4. Personnel Actions Requiring Board Approval

Chairman Mr. Williams requested approval of the Personnel Actions.

Upon motion by Mr. Rémy Starns, seconded by Ms. Werner, the Board voted unanimously to approve the Personnel Action Requiring Board Approval as presented.

5. Reports from Council Faculty Advisors and Council Staff Advisors

Dr. Ken McMillian, Council Faculty Advisors, briefly reported on behalf of both the faculty and staff advisors.

The faculty reports reflected academic technology.

The staff report reflected staff appreciation week, death of a staff member protocol and PM 37.

6. President's Report

The report from Dr. F. King Alexander, President of LSU, covered the following topics: performance in Science, Veterans, LSU Eunice Chancellor's search, and government shut down impacts.

7. Reports to the Board

There were three reports presented to the Board.

Board Approval was not required for the following report: BOS Quarter 2 Informational Board Report

Upon motion by Mr. Lee Mallet, seconded by Mr. Blake Chatelain, the Board voted to unanimously approve the following reports: LSU FY 2018-2019 Semiannual Financial Report for Period Ending December 31, 2018 and LSU System Quarterly Investment Report FY19 Quarter 2.

8. Committee Reports

Upon Mr. Dampf moved, seconded by Ms. Jones, the Board voted to unanimously approve all committee actions.

8.A. Academic and Research Committees

Dr. Stacia Haynie is called to discuss the honorary degrees.

8.A.1. Request from LSU A&M to Award an Honorary Doctor of Arts Degree to Mr. Frank Wickes

NOW, THEREFORE, BE IT RESOLVED that the Board of Supervisors of Louisiana State University and Agricultural and Mechanical College does hereby approve the request from LSU A&M to award an honorary Doctor of Arts degree to Mr. Frank Wickes.

- 8.A.2 Request from LSU A&M to Award an Honorary Doctor of Letters Degree to Mr. Matthew McKay

NOW, THEREFORE, BE IT RESOLVED that the Board of Supervisors of Louisiana State University and Agricultural and Mechanical College does hereby approve the request from LSU A&M to award an honorary Doctor of Letters degree to Mr. Matthew McKay.

- 8.A.3 Request from LSU A&M to Name the Clinical Legal Education Program in Honor of Judge James L. Dennis

NOW, THEREFORE, BE IT RESOLVED that the Board of Supervisors of Louisiana State University and Agricultural and Mechanical College does hereby approve the request from LSU A&M to name the LSU Law Center James L. Dennis Clinical Legal Education Program.

- 8.A.4 CONSENT: Request from LSU A&M for a Letter of Intent for the PhD in Construction Management

NOW, THEREFORE, BE IT RESOLVED that the Board of Supervisors does hereby approve the Letter of Intent to develop a proposal for a Doctor of Philosophy in Construction Management at LSU A&M, subject to approval by the Louisiana Board of Regents.

- 8.A.5 CONSENT: Request from LSU A&M to Increase Total Program Hours for the B.S. in Elementary Grades Education

NOW, THEREFORE, BE IT RESOLVED that the Board of Supervisors does hereby approve an increase in hours to the B.S. in Elementary Grades Education, Grades 1-5 from 120-122 to 129.

- 8.A.6 CONSENT: Request from LSU Health Sciences - New Orleans to Create an Advanced Standing Internationally-Educated Dentist Program

NOW, THEREFORE, BE IT RESOLVED that the Board of Supervisors does hereby approve the request from LSU Health Sciences Center - New Orleans to create an Internationally-educated Dentist Program in the School of Dentistry.

- 8.A.7 CONSENT: Request from LSU A&M to Approve the Establishment of the Dale Jenkins Family Scholarship

NOW, THEREFORE, BE IT RESOLVED that the Board of Supervisors of Louisiana State University and Agricultural and Mechanical College does hereby approve the request to establish the Dale Jenkins Family Scholarship in the E.J. Ourso College of Business at LSU; and

BE IT FURTHER RESOLVED that the President, as may be appropriate, is hereby authorized to execute any documents required to obtain matching gifts and otherwise complete the establishment of the Dale Jenkins Family Scholarship in the E.J. Ourso College of Business.

- 8.A.8 CONSENT: Request from LSU Agricultural Center to Establish the Louisiana Rice Research Board Chair for Excellence in Rice Research

NOW, THEREFORE, BE IT RESOLVED that the Board of Supervisors of Louisiana State University and Agricultural and Mechanical College does hereby approve the request to establish the Louisiana Rice Research Board Chair for Excellence in Rice Research at the LSU Agricultural Center.

- 8.A.9 CONSENT: Request from LSU Eunice to Approve the Establishment of the Eunice Rotary Club Outreach Scholarship

NOW, THEREFORE, BE IT RESOLVED that the Board of Supervisors does hereby approve the request from LSU Eunice to establish the Eunice Rotary Club Outreach Scholarship; and

BE IT FURTHER RESOLVE that the President, as may be appropriate, is hereby authorized and directed to execute any documents required to obtain the matching gift and otherwise complete the establishment of the Eunice Rotary Club Outreach Scholarship.

- 8.A.10 CONSENT: Request from LSU Eunice to Augment the Heart of Nursing Endowed Two-Year Student Workforce Scholarship

NOW, THEREFORE, BE IT RESOLVED that the Board of Supervisors of Louisiana State University and Agricultural and Mechanical College does hereby approve the request to augment the Heart of Nursing Scholarship from LSU Eunice; and

BE IT FURTHER RESOLVED that the President, as may be appropriate, is hereby authorized and directed to execute any documents required to obtain the matching gift and otherwise complete the request for the Heart of Nursing Scholarship at LSU Eunice.

- 8.A.11 CONSENT: Request from LSU Health Sciences - New Orleans to Approve the Establishment of the Gerald S. and Joan Berenson Chair in Healthy Aging and Longevity

NOW, THEREFORE, BE IT RESOLVED that the Board of Supervisors of Louisiana State University and Agricultural and Mechanical College does hereby approve the request from LSU Health Sciences - New Orleans to establish the Gerald S. and Joan Berenson Chair in Healthy Aging and Longevity; and

BE IT FURTHER RESOLVED that the President, as may be appropriate, is hereby authorized and directed to execute any documents required to obtain the matching gift and otherwise complete the establishment of the Gerald S. and Joan Berenson Chair in Healthy Aging and Longevity.

- 8.A.12 CONSENT: Request from LSU Health Sciences - New Orleans to Approve the Establishment of 3 Endowed Professorships

NOW, THEREFORE, BE IT RESOLVED that the Board of Supervisors of Louisiana State University and Agricultural and Mechanical College does hereby approve the request from LSU Health Sciences - New Orleans to establish the following 3 endowed professorships:

1. The L. Allen Barker, PhD Professorship of Pharmacology
2. The L. Allen Barker, PhD Professorship of Pharmacology Education
3. Joseph M. Moerschbaecher III, PhD Professorship of Pharmacology

BE IT FURTHER RESOLVED that the President, as may be appropriate, is hereby authorized and directed to execute any documents required to obtain the matching gift and otherwise complete the establishment of the L. Allen Barker, PhD Professorship of Pharmacology

- 8.A.13 CONSENT: Request from LSU Health Sciences Center – New Orleans to Convert the Prince Abdulaziz Chair in Retinal Disease to the Prince Abdulaziz Scholarship Fund for the Study of Retinal and Other Eye Diseases

NOW, THEREFORE, BE IT RESOLVED that the Board of Supervisors of Louisiana State University and Agricultural and Mechanical College does hereby approve the request from LSU Health Sciences – New Orleans to convert the Prince Abdulaziz Chair in Retinal Disease to the Prince Abdulaziz Scholarship Fund for the Study of Retinal and Other Eye Diseases.

BE IT FURTHER RESOLVED that the President, as may be appropriate, is hereby authorized and directed to execute any documents required to obtain the matching gift and otherwise complete the conversion of the Prince Abdulaziz Chair in Retinal Disease to the Prince Abdulaziz Scholarship Fund for the Study of Retinal and Other Eye Diseases.

- 8.B Finance Committee

- 8.B.1 Presentation on Alternative Revenue and Cost Savings Opportunities

- 8.B.2 Request from LSU Health Sciences Center New Orleans to Approve Mandatory Tuition and Fees for New Programs and to Implement or Increase Fees Pursuant to the Authority Granted in HB 113 of the 2017 Legislative Session

NOW, THEREFORE, BE IT RESOLVED by the Board of Supervisors of Louisiana State University and Agricultural and Mechanical College (Board) that the Board approves setting tuition and fees new programs, adjusting fees in certain programs to consistently apply historically approved fees across programs, and approving implementation of fees or increases or decreases of existing fees; and

BE IT FURTHER RESOLVED by the Board of Supervisors of Louisiana State University and Agricultural and Mechanical College (Board) that the Board approves the mandatory tuition and fee schedule for the undergraduate in public health at \$5,726.16 for residents and \$11,452.32 for nonresidents for the fall and spring semesters and at \$2,850.58 for residents and \$5,701.16 for the summer semester beginning in Fall 2019; and,

BE IT FURTHER RESOLVED by the Board of Supervisors of Louisiana State University and Agricultural and Mechanical College (Board) that the Board approves the mandatory tuition and fee schedule for the Doctor of Nursing Practice - Nurse Anesthesia at \$10,555.10 for residents and \$17,096.19 for non-residents for the fall and spring semesters and at \$5,297.30 for residents and \$8,569.85 for the summer semester beginning in Fall 2019; and,

BE IT FURTHER RESOLVED by the Board of Supervisors of Louisiana State University and Agricultural and Mechanical College (Board) that the Board approves adjustments to fees in certain programs to consistently apply historically approved fees across programs by decreasing the Student Housing Fee by \$6 in the Fall and Spring semesters in the School of Public Health Graduate Programs MPH and M.S. and PhD, the Graduate Studies program, and the SON-Graduate Programs Except DNP & DNP- Nurse Anesthesia and increasing the Student Housing fee by \$35 in the School of Nursing DNP – group tuition and fees for the Doctorate in Nursing Practice and the DNP-Anesthesia was projected using the 5 year annual change in the HEPI at institutions with accredited programs for Nurse Anesthesia according to the American Association of Nurse

Anesthetists. Finance Committee 6 6 Except Nurse Anesthesia program and applying it \$9 for the Fall and Spring and \$17 for the Summer; and,

BE IT FURTHER RESOLVED by the Board of Supervisors of Louisiana State University and Agricultural and Mechanical College (Board) that the Board approves adjustments to fees in certain programs to consistently apply historically approved fees across programs by increasing the General Activity Fee by \$12 and apply ½ in the Fall and ½ in the Spring in the School of Public Health M.S. and PhD Graduate Program, Graduate Studies program, and School of Nursing Graduate Except DNP & DNP-Nurse Anesthesia Programs, and by increasing the General Activity Fee by \$5.50 and apply ½ in the Fall and ½ in the Spring in the School of Dentistry Advanced Dental Education program; and,

BE IT FURTHER RESOLVED by the Board of Supervisors of Louisiana State University and Agricultural and Mechanical College (Board) that the Board approves adjustments to fees in certain programs to consistently apply historically approved fees across programs by increasing the Student Health Services Fee by \$17.50 and apply ½ in the Fall and ½ in the Spring in the School of Dentistry programs of Dental Hygiene and Dental Lab Tech; and,

BE IT FURTHER RESOLVED by the Board of Supervisors of Louisiana State University and Agricultural and Mechanical College (Board) that the Board approves the proposed Student Excellence Fee for the MPH program in the School of Public Health at \$1,000 per academic year beginning with Academic Year 2019-2020; and,

BE IT FURTHER RESOLVED by the Board of Supervisors of Louisiana State University and Agricultural and Mechanical College (Board) that the Board approves the proposed increase in Non-Resident Fee for the MPH program in the School of Public Health at \$1,028 per academic year beginning with Academic Year 2019-2020; and

BE IT FURTHER RESOLVED by the Board of Supervisors of Louisiana State University and Agricultural and Mechanical College (Board) that the Board approves the proposed Student Excellence Fee for the Graduate M.S. and PhD programs in the School of Public Health at \$250 per academic year beginning with Academic Year 2019-2020; and,

BE IT FURTHER RESOLVED by the Board of Supervisors of Louisiana State University and Agricultural and Mechanical College (Board) that the Board approves the proposed decrease in Non-Resident Fee for the Graduate M.S. and PhD programs in the School of Public Health at \$2,112 per academic year beginning with Academic Year 2019-2020; and

BE IT FURTHER RESOLVED by the Board of Supervisors of Louisiana State University and Agricultural and Mechanical College (Board) that the Board approves the increase in the Student Excellence Fee for the D.D.S program in the School of Dentistry at \$738 per academic year beginning with Academic Year 2019-2020; and,

BE IT FURTHER RESOLVED by the Board of Supervisors of Louisiana State University and Agricultural and Mechanical College (Board) that the Board approves the proposed decrease in Non-Resident Fee for the D.D.S. program in the School of Dentistry at \$738 per academic year beginning with Academic Year 2019-2020; and,

BE IT FURTHER RESOLVED by the Board of Supervisors of Louisiana State University and Agricultural and Mechanical College (Board) that the Board approves the increase in the Student Excellence Fee for the Dental Hygiene program in the School of Dentistry at \$2,472 per academic

year Finance Committee 7 7 beginning with Academic Year 2019-2020. This increase will apply only to those Dental Hygiene students entering the program in Fall 2019 and thereafter; and,

BE IT FURTHER RESOLVED by the Board of Supervisors of Louisiana State University and Agricultural and Mechanical College (Board) that the Board approves the proposed Student Excellence Fee for the C.A.R.E. Undergraduate Nursing program at \$2,078 per academic year beginning in Academic Year 2019-20 and at \$1,038 per academic year beginning in Academic Year 2020-2021; and,

BE IT FURTHER RESOLVED by the Board of Supervisors of Louisiana State University and Agricultural and Mechanical College (Board) that the Board approves the increase in the Student Excellence Fee for the Graduate Nursing programs - Doctor of Nurse Practitioner – Anesthesia at \$4,500 per academic year beginning in AY 2020-2021; and,

BE IT FURTHER RESOLVED by the Board of Supervisors of Louisiana State University and Agricultural and Mechanical College (Board) that President of LSU F. King Alexander, or his designee, is hereby authorized to make any adjustments necessary in finalizing and implementing these fee increases within the maximum fee amounts presented and authorized for LSUHSCNO in this item.

8.C Property & Facilities Committee

8.C.1 Request from LSU Health Sciences Center-New Orleans to Approve Execution of Cooperative Endeavor Agreement and Related Documents pursuant to Acquisition of Hainkel Home Nursing Facility for Operation as a Geriatric Teaching Nursing Facility

NOW, THEREFORE, BE IT RESOLVED that the Board of Supervisors of Louisiana State University and Agricultural and Mechanical College does hereby authorize F. King Alexander, President of Louisiana State University, or his designee, to execute a Cooperative Endeavor Agreement between the Louisiana Department of Health of the State of Louisiana and the Board of Supervisors of Louisiana State University and Agricultural and Mechanical College, said Cooperative Endeavor Agreement to contain such terms and conditions as the President deems are in the best interest of the LSU Board of Supervisors, including but not limited to contingencies that must be satisfied prior to the transfer of certain immovable property from the Louisiana Department of Health of the State of Louisiana to the LSU Board of Supervisors.

BE IT FURTHER RESOLVED that F. King Alexander, President of Louisiana State University, or his designee, is authorized, subject to the Certification by the President that certain contingencies included in the above referenced Cooperative Endeavor Agreement have been satisfied, to execute any acts of transfer and other documents, consents or approvals necessary to transfer ownership and operation of the immovable property known as the John J. Hainkel, Jr. Home and Rehabilitation Center, from the Louisiana Department of Health of the State of Louisiana to the Board of Supervisors of Louisiana State University and Agricultural and Mechanical College, the location of which immovable property is more specifically described on Exhibit A hereto.

8.C.2 Request from LSU A&M to Approve an Act 959 Construction Project for Roadway Improvements at LSU Innovation Park

NOW, THEREFORE, BE IT RESOLVED that the Board of Supervisors of Louisiana State University and Agricultural and Mechanical College does hereby authorize F. King Alexander,

President of Louisiana State University, or his designee, to approve the following project and process the project through the appropriate administrative channels of review and approval, namely, the Board of Regents, the Division of the Administration, Office of Facility Planning and Control, and the Joint Legislative Committee on the Budget, pursuant to Act 959 of the 2003 Regular Legislative Session enacting R.S. 39:128(B)(4) as amended pursuant to Act No. 701 of the 2014 Regular Legislative Session.

LSU Innovation Park Roadway Improvements. Estimated total project cost is \$1,800,000.

BE IT FURTHER RESOLVED, that F. King Alexander, Louisiana State University President, is hereby authorized to make adjustments as necessary in this request as circumstances dictate, including technical corrections, increasing or decreasing the amount requested for the project by not more than twenty percent (20%) of the amount approved.

8.C.3 Request from LSU A&M to Lease Land at LSU Innovation Park for Construction of an Incubator Center

NOW, THEREFORE, BE IT RESOLVED that the Board of Supervisors of Louisiana State University and Agricultural and Mechanical College authorizes F. King Alexander, in his capacity as President of LSU, to execute a Lease to Park Central Investments, LLC in order to construct a building and related parking at LSU Innovation Park and to execute related agreements as may be reasonably necessary to facilitate the project, and to include in such leases and other agreements such terms and conditions as he deems to be in the best interests of LSU; and

BE IT FURTHER RESOLVED that the Board does hereby acknowledge that the schematic designs for the proposed building are in general compliance with the Campus Design Guidelines as they apply to LSU Innovation Park and hereby delegates the approval of the detailed plans and specifications to the appropriate LSU officer or employee as designated by the President.

8.C.4 Request from LSU REFF to Find an Acceptable University Purpose for a Predevelopment Agreement with 1532 Tulane Partners, Inc. for the Charity Hospital Redevelopment Project Center

NOW, THEREFORE, BE IT RESOLVED that the Board of Supervisors of Louisiana State University and Agricultural and Mechanical College hereby authorizes Dr. F. King Alexander, President of Louisiana State University, or his designee to determine, after reviewing the final agreement and finding that it contains adequate provisions to protect the interests of the Board, that an Acceptable University Purpose exists for the LSU Real Estate and Facilities Foundation or its subsidiary to enter into a Predevelopment Agreement with 1532 Tulane Partners, Inc. in connection with the Charity Hospital Redevelopment Project process approved by this Board on September 8, 2017; and Property & Facilities Committee 5

BE IT FURTHER RESOLVED that the Board expresses its support for REFF's efforts toward the Charity Hospital Redevelopment Project through the process established by the Board on September 8, 2017 and the resulting Intent to Lease Agreement for that project, and the Board affirms its intention to continue to support REFF's efforts to negotiate the various agreements required between LSU and REFF and between REFF and 1532 Tulane Partners to successfully place the former Charity Hospital building back into commerce under terms that are satisfactory to all parties.

8.D Legal Affairs Committee

The Legal Affairs Committee entered into Executive Session pursuant to La. R.S. 42:17(A)(2).

8.E. Athletic Committee

8.E.1 Request from LSU A&M to Amend the LSU Athletics Ticket, Parking and Tradition Fund Policy

WHEREAS, there are recommended revisions to the Athletics Ticket, Parking, and Tradition Fund Policy in order to promote the flexibility and competitiveness of related pricing in response to market demands;

NOW, THEREFORE, BE IT RESOLVED that the Board of Supervisors of Louisiana State University and Agricultural and Mechanical College approves the proposed revisions to the Athletics Ticket, Parking, and Tradition Fund Policy, and,

BE IT FURTHER RESOLVED that any request for a pricing change submitted to the President by the Athletic Director should include a written justification for the change with peer comparisons, revenue implications, and other relevant data, and,

BE IT FURTHER RESOLVED that where the revised Athletics Ticket, Parking, and Tradition Fund Policy requires "consultation with the Board Chair and Athletics Committee Chair", such consultation shall include up to a ten (10) business day review period by the chairs in discussion with the President and Athletic Director before a final decision of approval or rejection is made by the chairs on the pricing change request; and,

BE IT FURTHER RESOLVED that the Director of Athletics shall continue to report annually to the Board on the financial status of the Athletic Department at Louisiana State University.

9. Chairman's Report

Mr. Williams reported on the following:

Overview of the LSU Shreveport commencement from December.

Announced the next Board of Supervisors Meeting will be held at LSU Baton Rouge on Friday, March 15, 2019.

Announced LSU's involvement in the Zulu Mardi Gras parade.

10. Adjournment

Chairman Mr. Williams asked for a motion to adjourn with no further business before the Board. Motion by Ms. Valencia Jones, seconded by Mr. Blake Chatelain.

MINUTES
PROPERTY & FACILITIES COMMITTEE MEETING
FEBRUARY 18, 2019 - EVENING

1. Call to Order and Roll Call

Mr. Jimmie Woods, Chairman of the Property & Facilities Committee, called to order the Special Meeting of the Board of Supervisors of Louisiana State University Agricultural and Mechanical College in the gymnasium of the Charity School of Nursing on February 18, 2019.

The office administrator called the roll.

Present

Mr. Jimmie Woods, Committee Chairman

Mr. Rémy Voisin Starns

Mr. Lee Mallet

Mr. James Williams, Board Chairman

Mr. Jay Blossman

In accordance to Article V, Section 3 of the LSU Board of Supervisors Bylaws, a majority members of any committee of the Board shall constitute a quorum for the transaction of business. When a quorum is not present, the chair of the committee, or vice-chair in the chair's absence, may designate a member of the Board to serve as a substitute member of the committee concerned.

2. Overview of the Charity Hospital Redevelopment Project

Presentation was presented by Andy Kopplin, Sprit of Charity Committee

3. Public Comment

There were ten (10) individuals registered for public comment:

Brad Ott

Steven Kennedy

Janet Hays

Dr. Michelle Thompson

Gabe Bordenave

Collette Battle

Julius Kimbrough

Anika Morris

Lanetta Terrell

4. Closing Comments

Members of the audience were given the opportunity to present questions to the Board committee members and presenters.

Mr. Jimmie Woods, Committee Chairman, and Mr. James Williams, Board Chairman, provided closing remarks regarding the presentations and public comments.

5. Adjournment

Mr. Jimmie Woods, Committee Chairman, called the Property & Facilities Committee Meeting to a close.